



सत्यमेव जयते

<https://eprocure.gov.in/>

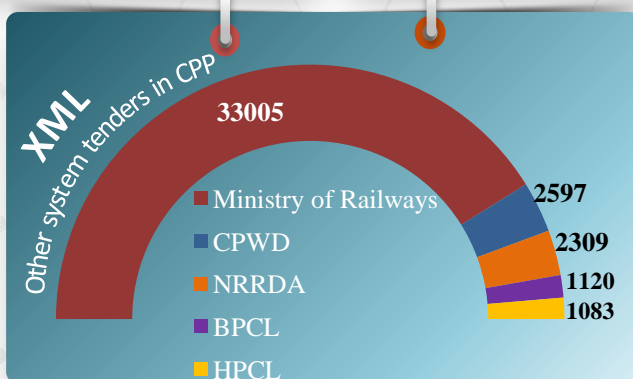
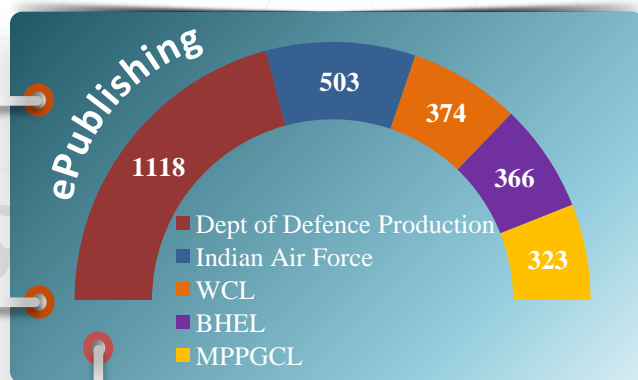
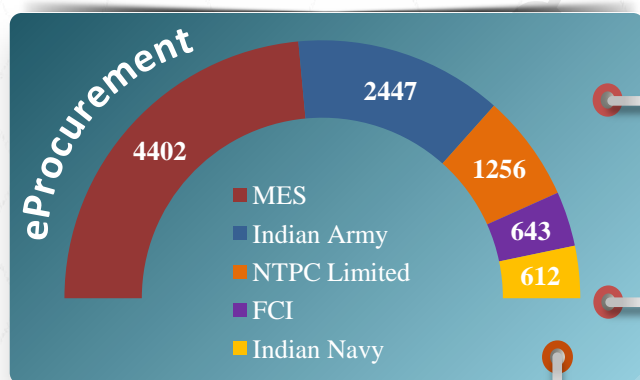
CPPP NEWSLETTER

March 2019

Central Public Procurement Portal (CPPP) of Government of India is operational since 2012. It provides a single point access to all the tendering information on various procurements made across all central government organizations in the country. It facilitates :

- **ePublishing** – Publishing of tender enquiries, corrigendum & award details.
- **XML** – Facilitates publishing of tender comprehensive information of other eProcurement system
- **eProcurement** facilitated through – GePNIC© implemented in 450 Central Government Ministries/ Departments and Public Sector Units, it is also being rolled out across India in 28 State Govts /UTs.

Top five eProcurement, ePublishing and XML entities for this month



28 States / UT's

400+
Central Govt.
Entities

Cumulative information of GePNIC over the years :

Tenders
44.5 Lakh

Value of Tenders
₹ 64 Lakh Cr.

Bidders
3.5 Lakh

Dept Users
2.7 Lakh

Procurement Policy Division,
Department of Expenditure,
Ministry of Finance, North Block, New Delhi.
cPPP-doe@nic.in

Centralized 24 X 7 Telephonic Help Desk &
eMail Support

0120-4200462 / 0120-4001002 / +91 8826246593 ,
support-eproc@nic.in, cPPP-nic@nic.in

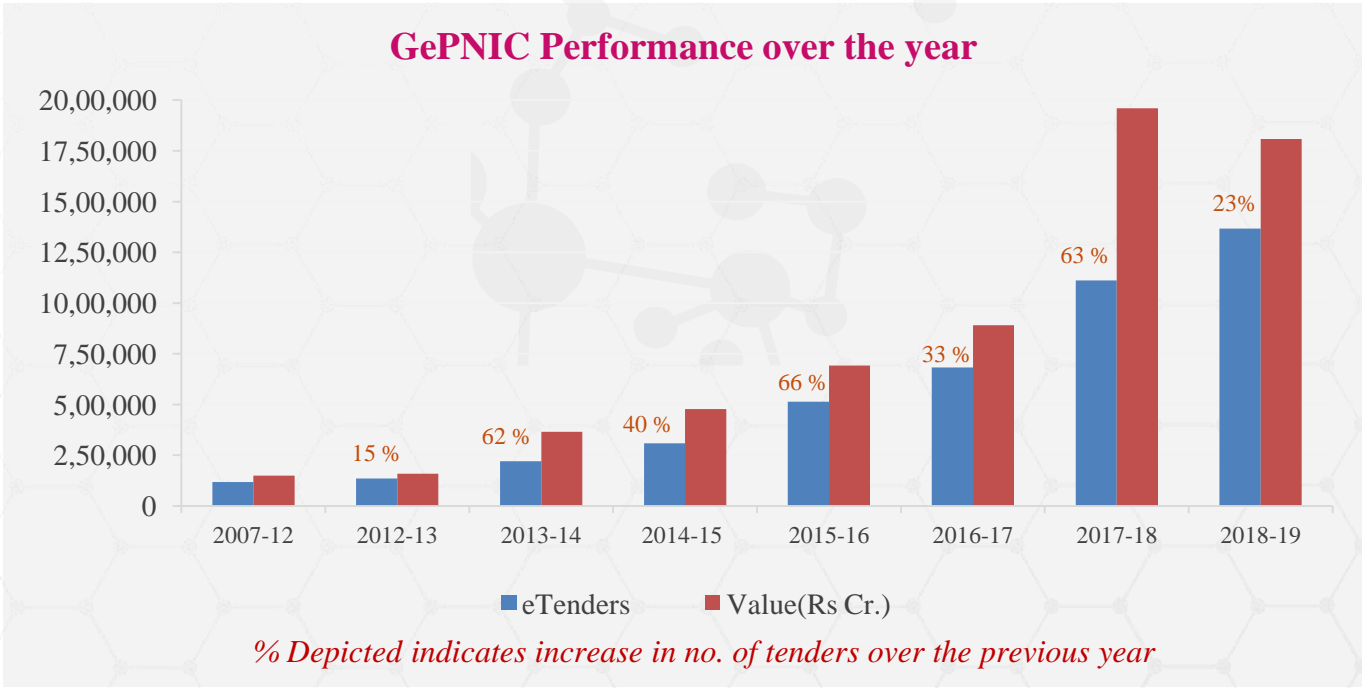
MDP Contact No. for Training at NIFM - procurementtraining@nifm.ac.in, +91 129 2465276/251, +91 9821181128

Daily web learning sessions are conducted on daily basis from Mon day – Friday (2:30-4:30 PM). Website – <http://webcon.nic.in>

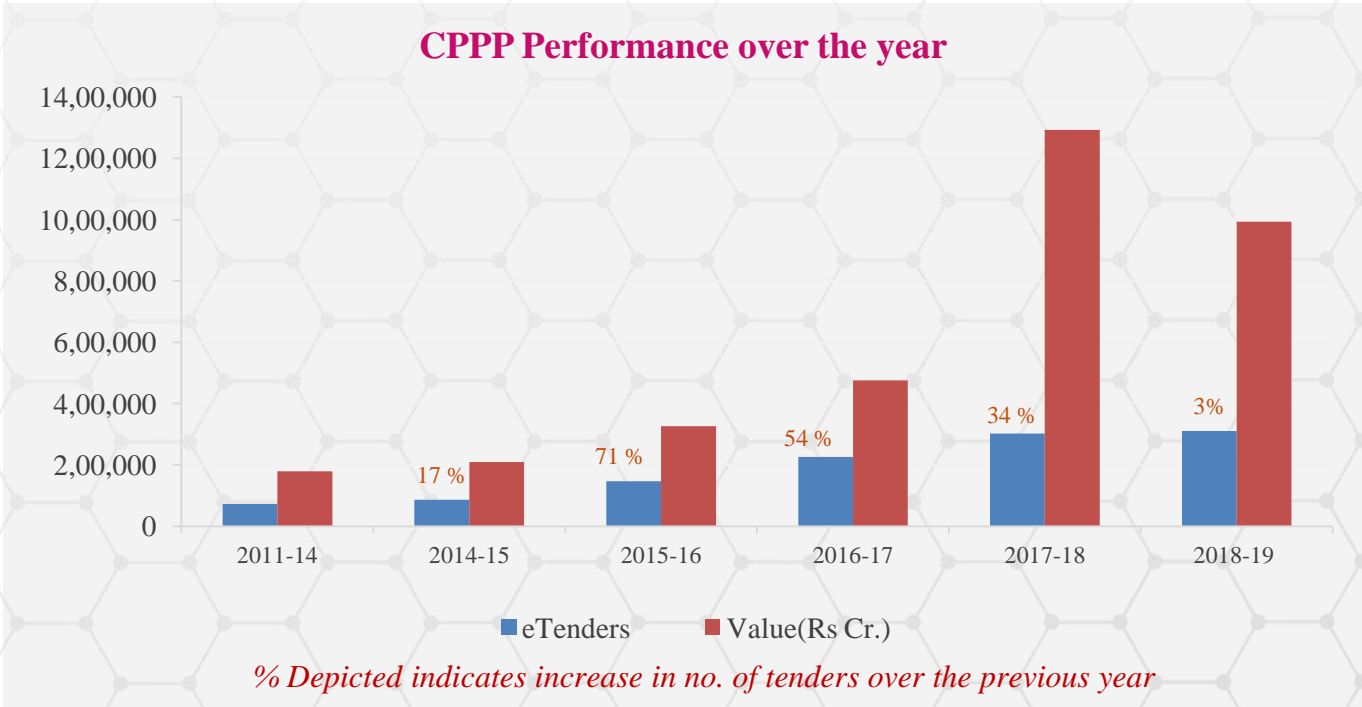
Joined this month :-

- National Institute of Technology Puducherry - Ministry of Human Resource Development
- Indian Institute of Management Bodh Gaya - Ministry of Human Resource Development
- Indian Institute of Food Processing Technology - Ministry of Food Processing Industries
- Pondicherry University - Ministry of Human Resource Development
- Centre for Cultural Resources and Training - Ministry of Culture
- School of Planning and Architecture - Bhopal- Ministry of Human Resource Development
- Indian Institute of Information Technology Allahabad - Ministry of Human Resource Development
- All India Institute of Medical Sciences-Patna - Ministry of Health and Family Welfare
- State Water Data Centre - Gandhinagar - Government of Gujarat

GePNIC Performance over the year



CPPP Performance over the year



22,973
No of Tenders

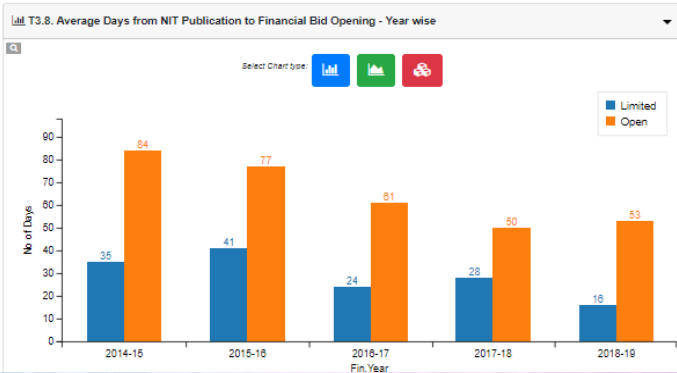
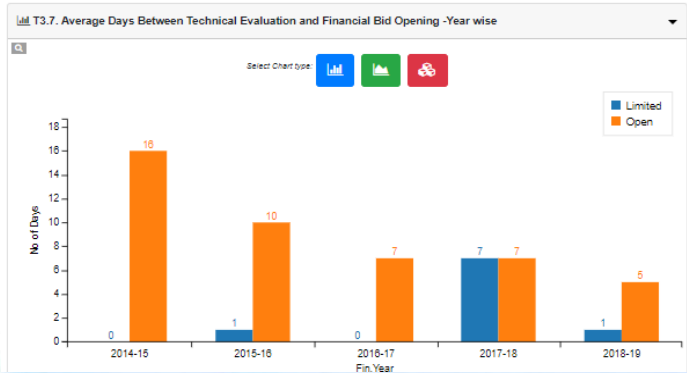
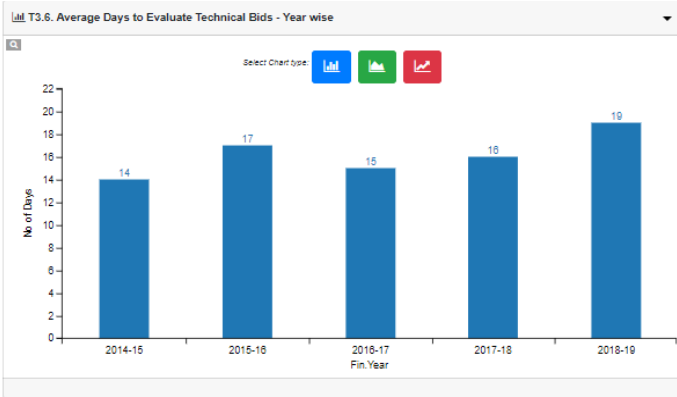
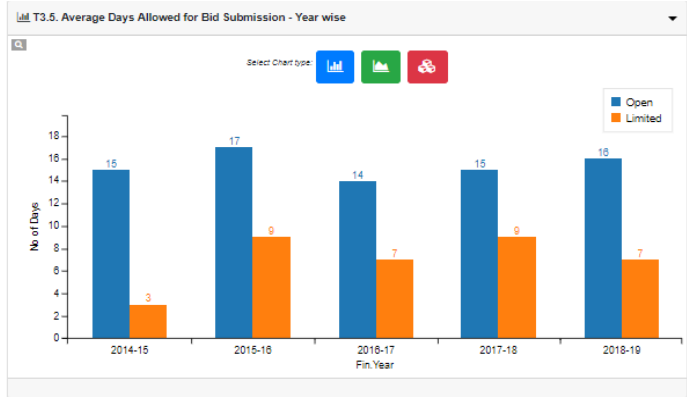
6,19,550
Value of Tenders
(Rs Crores)

46,623
No of Bids

609
Participating Entities

1,995
Registered Users

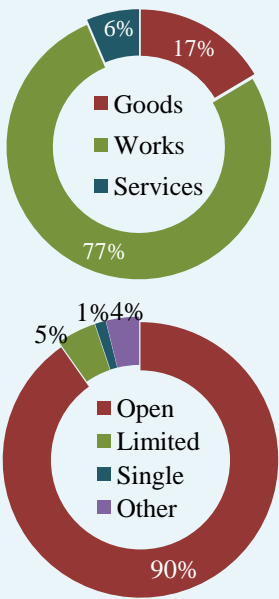
Food Corporation of India - No. of Tenders :4,630



#eTenderThisMonth : 1.03 Lakh

#ValueThisMonth : 1.6 Lakh Cr.

Over all Statistics of GePNIC, since Inception – Category wise and Tender type wise



Glimpse of Major Workshop During the Month

- Two days training to officials of Employees' State Insurance Corporation (ESIC) - Ministry of Labour and Employment.
- Half day training for the officials of Central Pollution Control Board - Ministry of Environment, Forest and Climate Change
- Presentation on eProcurement for the officials of “Ministry of External Affairs”.
- One day training delivered on eProcurement to the Govt. Officials at Institute of Secretariat Training and Management.
- As part of MDP, “Training on Public Procurement” organised by DoE, Min of Finance at National Institute of Financial Management, Faridabad, Four training's were conducted during March 2019.

Auction of Liquor vends in UT Chandigarh through GePNIC (<https://eprocure.gov.in>)

Excise Department, UT Chandigarh held eAuction for 98 liquor vends in Chandigarh using GePNIC for the first time. A two day training sessions cum facilitation workshops were arranged for bidders to sensitized them for complete tender cum auction process on Demo Portal.

The financial bids opened on 27th March 2019 in presence of Mr. Mandeep Singh Brar, IAS Deputy Commissioner cum Excise Commissioner, other department officials and observers. .Bidders participations were overwhelmed. Department received the highest ever revenue through this auction process which were 34% more than last year revenue collection. The entire auction activities were carried out The event organized at Hotel Park View, Chandigarh which completed in two and half hours successfully.



Auction of residential and commercial properties in UT Chandigarh through eAuction Portal (<https://eauction.gov.in>)



Estate office, UT Chandigarh held eAuction of its ten residential, thirteen commercial and one industrial sites in electronic mode through eAuction Portal of NIC. Necessary arrangements have been made by NIC UT Chandigarh and Estate Office for smooth completion of Auction process, for general public a separate technical helpdesk was setup to assist them round the clock to participate in residential sites auction.

For bidders awareness/training sessions cum facilitation workshops were also arranged. Chandigarh Administration received a very good response from this auction for residential properties and earned very good revenue. The process went off hassle free and was greatly appreciated by Estate Office. All supports have been provided by GePNIC team.

Important Information Related to GFR 2017

Rule 163 of GFR 2017

Two Bid System (simultaneous receipt of separate technical and financial bids)

For purchasing high value plant, machinery etc. of a complex and technical nature, bids may be obtained in two parts as under :

(i) Technical bid consisting of all technical details along with commercial terms and conditions; and

(ii) Financial bid indicating item-wise price for the items mentioned in the technical bid.

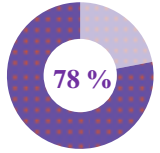
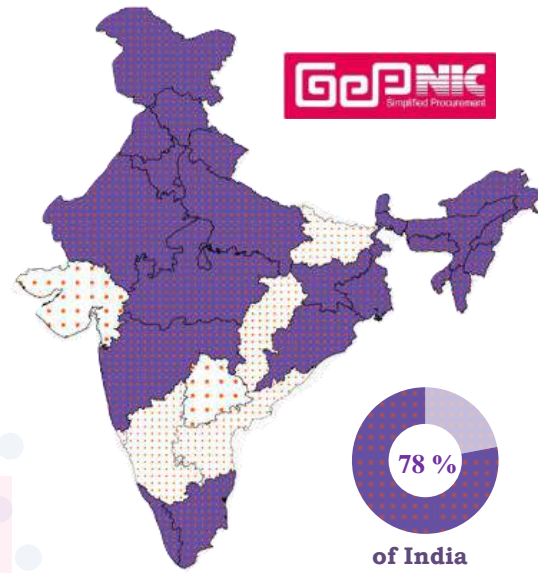
Major PSU's

DDA, RCFL, BSNL, NTPC Limited, AAI, NHPC Limited, EIL, NALCO, Numaligarh Refinery, NHAI, FACIL, REIL, THDC, DMRC, NHDC Ltd. HSCL, MTNL, Chennai Port Trust, Mumbai Port Trust, STC, NHDC, BCPL, ALIMCO, Bridge and Roof, ITDC, POSOCO, PDIL, IOCL, CMRL, GSL, HSL, MIDHANI, BEL, Vizag Port Trust.

Other Major Entities

AIIMS - New Delhi, Jodhpur, Raipur, Rishikesh, IIT- Delhi, Indore, Kanpur, Mandi, BHU Varanasi, IIM – Ahmedabad, Indore, Lucknow, IISER – Kolkata, Mohali, Pune, NIT - Calicut, Durgapur, Hamirpur , BHU, CSIR, Delhi University, IWAI, National Council of Science Museums , JNU, JNPT, Film and Television Institute of India,

IIST Shibpur, VMMC and Safdarjung Hospital, Jamia Millia Islamia, National Institute of Ocean Technology, IGNOU, MES, FCI, DRDO, Department of Posts, ASI, Assam Rifles, BRO, BSF, Dir. Gen. Defence Estates(HQ), DARE, Indian Army, Indian Air Force, Indian Navy, ITBP, CISF, NDRF, Delhi Police, Indian Coast Guard, NSG, SSB, Ministry of Road Transport and Highways , CRPF, Department of Revenue , IDS, DeitY, Ministry of Shipping, GSI, Development Commissioner(MSME) Directorate General Health Services - MHFW, Madras Fertilizers, ITPO, DMS.



78 %
of India
Use
GePNIC
for electronic
procurement



NIC eProcurement (GePNIC) Tender Statistics for the Month of March - 2019

Sl.No.	State/Organization	Current Financial Year – 2018-19						Financial Year 2007-08 onwards to 2017-18		Cumulative Tenders		Bid Awards 2018-19 Up to the Month	
		During the Month (March 2019)		Previous Month (February 2019)		Up to the month 2019							
		No.	Value (Rs. In crores)	No.	Value (Rs. in crores)	No.	Value (Rs. In crores)	No.	Value (Rs. In crores)	No.	Value (Rs. In crores)	No.	Contract Value (Rs. In crores)
1	Central Public Procurement Portal	17099	69899.14	19928	61570.67	222173	830745.00	508942	1875199.20	731115	2705944.20	58428	281362.49
	STATES												
1	Uttar Pradesh	20696	9131.72	41992	31703.02	232688	177824.37	233767	485604.00	466455	663428.37	16818	10134.05
2	Maharashtra	17379	10076.71	41983	21636.95	240845	157292.77	488188	264799.29	729033	422092.06	93233	45074.92
3	West Bengal	6998	5813.88	19584	9139.19	102573	58355.18	284552	175123.28	387125	233478.46	39115	27538.22
4	Madhya Pradesh	6633	16516.93	12714	9120.30	27946	36267.76	27946	36267.76	27946	36267.76	2189	832.47
5	Kerala	4470	2644.94	9494	5206.83	108288	36760.25	244068	92257.26	352356	129017.51	54367	23537.52
6	Punjab PWD	4110	1251.06	7688	4028.61	38709	18360.72	14323	24414.40	53032	42775.11	10646	9066.79
7	Rajasthan	3627	3329.03	9683	6543.70	79329	89583.85	162022	428875.43	241351	518459.28	2076	3855.76
8	Jammu & Kashmir	3071	1097.13	3724	1022.92	41638	15741.27	85074	58524.32	126712	74265.59	250	75.07
9	NCT of Delhi	2369	1414.98	4267	2484.64	30379	18698.95	175529	72409.36	205908	91108.31	637	156.90
10	Odisha	2027	12762.98	6341	4495.49	41428	51594.31	237139	191081.60	278567	242675.92	14052	15370.22
11	Tamil Nadu	1391	3560.69	5694	3600.32	36354	34402.41	106253	68861.29	142607	103263.70	4142	5281.69
12	Haryana	1383	898.31	2884	1138.15	22201	10506.80	85095	36879.87	107296	47386.68	85	129.55
13	Himachal Pradesh	1184	444.71	2462	955.08	11611	7054.28	26655	14091.85	38266	21146.13	4713	3031.97
14	Uttarakhand	1016	2433.18	1652	4646.44	8462	16343.80	11130	34825.67	19592	51169.48	569	1105.68
15	Jharkhand	967	5026.58	1996	3984.77	10136	42478.11	35200	186672.96	45336	229151.07	278	3360.79
16	Chandigarh UT	524	453.99	880	328.29	7923	3027.97	50802	11012.64	58725	14040.61	155	10.64
17	Assam	498	2030.08	1146	4767.92	9533	28067.24	9337	19667.15	18870	47734.39	1233	3266.96
18	Tripura	347	349.13	740	660.73	2813	3511.79	853	2632.33	3666	6144.12	418	385.31
19	Dadra and Nagar	68	271.28	110	219.80	1532	2477.72	2316	3398.32	3848	5876.05	413	517.51
20	Puducherry	42	10.59	304	68.06	1232	663.65	3313	1539.12	4545	2202.77	251	99.85
21	Lakshadweep	23	4.50	44	7.48	379	109.80	286	95.51	665	205.30	0	0.00
22	Daman and Diu	17	4.64	48	37.54	286	650.66	1	0.10	287	650.76	79	179.44
23	Meghalaya	12	75.00	10	76.12	110	1923.26	299	2195.14	409	4118.40	9	60.36
24	Arunachal Pradesh	11	180.92	12	112.03	45	1238.45	121	1751.90	166	2990.35	6	123.30
25	Sikkim	8	24.84	7	47.19	101	520.77	288	2371.45	389	2892.21	23	1132.43
26	Manipur	4	0.08	15	123.40	172	891.94	572	9873.28	744	10765.21	6	6.05
27	Nagaland	2	0.00	7	35.20	47	199.69	94	429.62	141	629.31	10	29.33
28	Mizoram	1	0.00	8	20.56	28	54.85	152	991.59	180	1046.44	12	35.11
	Total	78878	79807.89	175489	116210.74	1056788	814602.61	2257429	2190378.76	3314217	3004981.37	245785	154397.86
	OTHERS												
1	Coal India Limited	2683	1686.32	3180	4446.03	35144	49777.05	117419	128835.37	152563	178612.42	22973	25885.00
2	PMGSY	2310	4554.73	3051	11019.01	26637	75990.34	109526	282513.04	136163	358503.38	758	1745.84
3	Indian Oil Corp Ltd	1685	3131.24	1721	1442.55	20803	33970.99	78332	119246.61	99135	153217.60	11794	29087.06
4	Defence PSU - Goa Shipyards Limited, Hindustan Shipyards Limited, Mishra Dhatu Nigam Limited, Mazagon Dock Limited, Bharat Electronics Limited, Garden Reach Ship Builders and Engineers Limited.	305	128.13	360	386.23	4228	2865.50	8723	2601.33	12951	5466.82	185	97.16
5	Chennai Petroleum Corp Ltd	140	0.00	78	0.00	1376	0.00	4563	13.93	5939	13.93	90	59.44
	TOTAL	103100	159207.44	203807	195075.22	1367149	1807951.49	3084934	4598788.23	4452083	6406739.72	340013	492634.85