

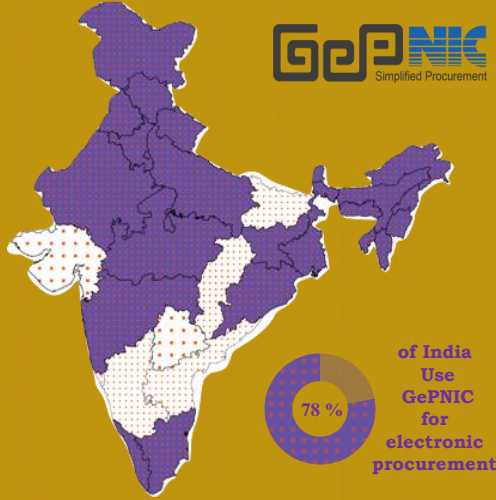


सत्यमेव जयते

<https://eprocure.gov.in>

Central Public Procurement Portal NEWSLETTER

July 2019



Cumulative information of GePNIC over the years :

# Tenders 47.69 Lakh	# Value of Tenders ₹ 66.40 Lakh Crores	# Bidders 3.5 Lakh	# Dept Users 2.8 Lakh
----------------------------	---	-----------------------	--------------------------

Guidelines regarding Buy-Back Offer

(Please refer GFR 2017, Rule 176)

“When it is decided with the approval of the competent authority to replace an existing old item(s) with a new and better version, the department may trade the existing old item while purchasing the new one. For this purpose, a suitable clause is to be incorporated in the bidding document so that the prospective and interested bidders formulate their bids accordingly. Depending on the value and condition of the old item to be traded, the time as well as the mode of handing over the old item to the successful bidder should be decided and relevant details in this regard suitably incorporated in the bidding document. Further, suitable provision should also be kept in the bidding document to enable the purchaser either to trade or not to trade the item while purchasing the new one”

Central Public Procurement Portal (CPPP) of Government of India is operational since 2012. It hosts the Government eProcurement System (GePNIC) developed by National Informatics Centre in close coordination with Department of Expenditure, Ministry of Finance. CPPP provides a single point access to all the tendering information on various procurements made across the country.

It facilitates :

- **ePublishing** – Publishing of tender enquiries, corrigendum & award of contract details.
- **XML** – Facilitates publishing of tender comprehensive information of other eProcurement system
- **eProcurement** facilitated through – GePNIC© implemented in 500+ Central Government Ministries/ Departments and Public Sector Units, it is also being rolled out across India in 28 State Government /UTs.

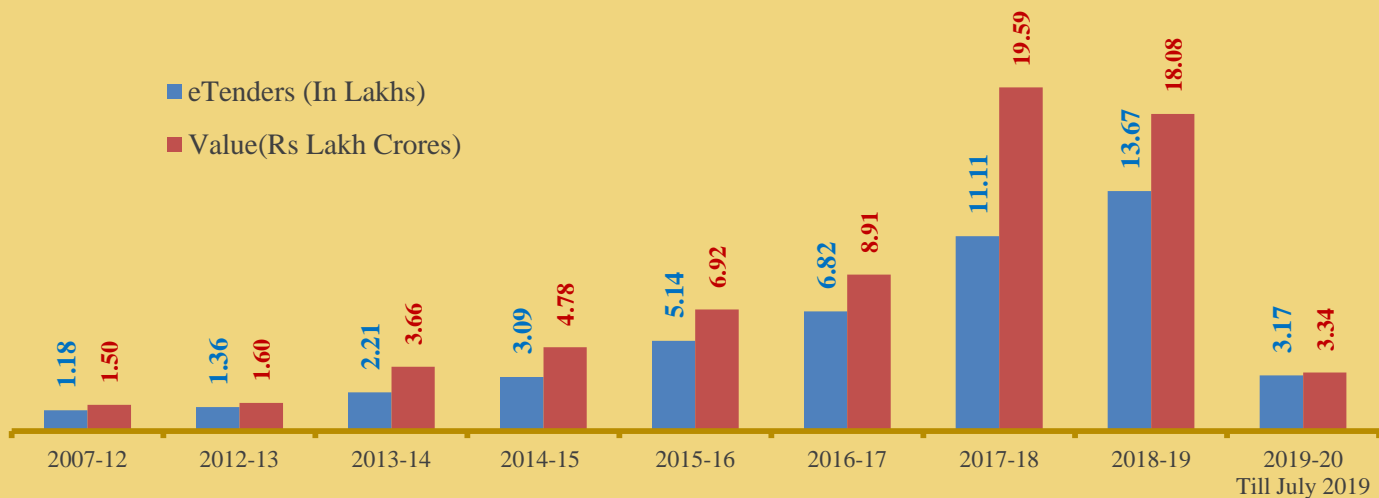
Centralized 24 X 7 Telephonic Help Desk & eMail Support

0120-4200462 / 0120-4001002 / +91 8826246593
support-eproc@nic.in, cppp-nic@nic.in

Procurement Policy Division,
Department of Expenditure,
Ministry of Finance,
North Block New Delhi

cppp-doe@nic.in

GePNIC Performance over the years



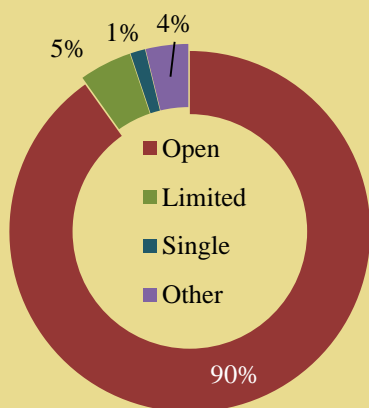
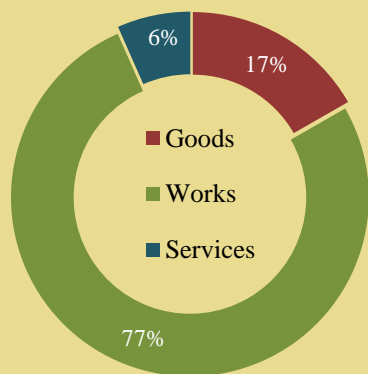
Organisations who Joined us this month :-

- Central Water Commission - Ministry of Jal Shakti.
- Indian Institute of Management Visakhapatnam - Ministry of Human Resource Development.
- Institute of Technology Ropar - Ministry of Human Resource Development.
- All India Institute of Medical Sciences Nagpur - Ministry of Health and Family Welfare.
- Central Council for Research in Homoeopathy - Ministry of Health and Family Welfare.
- Roads and Buildings Department - NDB Tenders - Govt of Andhra Pradesh.
- West Zone Cultural Centre (WZCC) Udaipur - Ministry of Culture.
- National Water Informatics Centre - Ministry of Water Resources.
- Public Financial Management System - O/o CGA - Ministry of Finance.



“Buy Back option can be configured using a price bid template. Look for it under download section of CPP eProcure.gov.in/eprocure/app”

Over all Statistics Category wise and Tender type wise



Glimpse of Major Workshop During this Month

- Two days training at Pune Mahanagar Parivahan Mahamandal Limited Pune, Brihanmumbai Electricity Supply and Transport Maharashtra, Indian Institutes of Technology Chennai - Ministry of Human Resource Development, Indian Railway Station Development Corporation Limited - A Joint venture between IRCON and RLDA, Telecommunications Consultants India Limited - Ministry of Communications.
- One day training at Regional Institute of Medical Science Imphal - Ministry of Health & Family Welfare, Council of Scientific and Industrial Research - Ministry of Science and Technology,
- Half day training on Tender cum Auction for India Tourism Development Corporation - Ministry of Tourism,
- As part of MDP, "Training on Public Procurement" organised by DoE, Min of Finance at National Institute of Financial Management, Faridabad, Three training's were conducted during the month of July 2019.



Highlight of the Month

Central Public Procurement Portal (CPPP) is now integrated with StartupIndia portal assisted by DPIIT.

Startups can soon validate their status online to avail the benefits in upcoming tenders of CPP portal.



# SMS Sent	19,65,157
# Mails Sent	27,81,915
# PMU Mail	1,850
# Tender	1,21,621
# Value of Tenders	₹ 1,20,367.56 Cr.
Award of Contract (AoC)	28,475
No. of Payments done through online	1,41,600
Value of payment done through online	₹ 667.42 Cr.
# Visitors this month	17,15,553
# Department Users up to the month	2,83,002
# Bidders/ Contractors up to the month	3,50,000

Daily Web Learning (eprocure.gov.in) **Mon – Fri (2.30- 4.30 PM)**
<http://webcon.nic.in/>

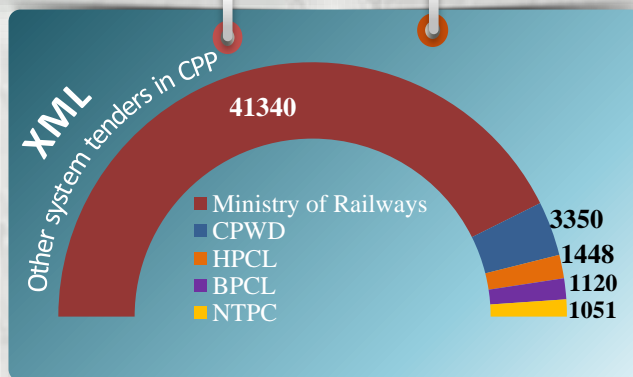
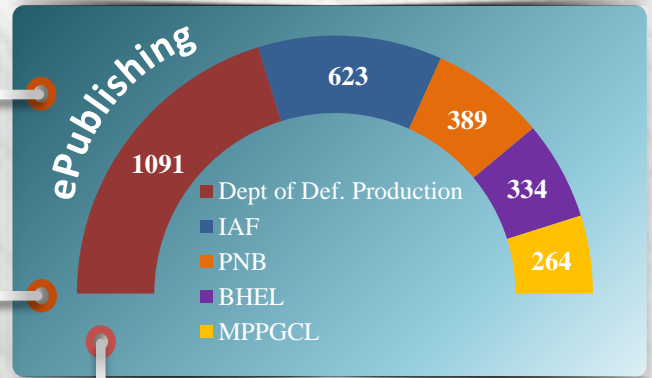
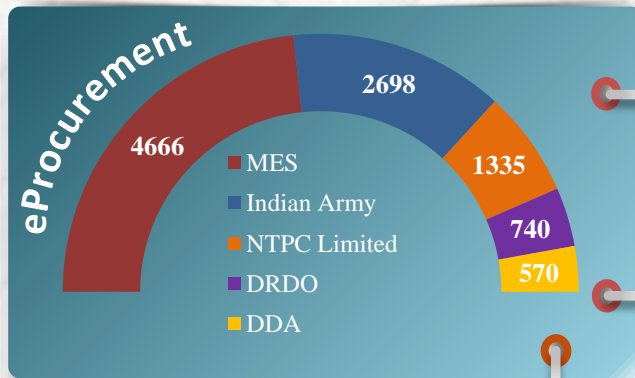
Centralized 24 X 7 Telephonic Help Desk & eMail Support 0120-4200462
0120-4001002
0120-4001005
support-eproc@nic.in

Calls attended by helpdesk 53,125

Mails handled by helpdesk 5,685

MDP by Min of Finance At National Institute of Financial Management, Faridabad, (NIFM).

Top five eProcurement, ePublishing and XML entities for this month



28 States / UT's

500+ Central Govt. Entities

MAJOR USERS

Public Financial Management System, Hindustan Copper Limited, Talcher Fertilizers Limited, Telecommunications Consultants India Limited. Damodar Valley Corporation, Ircan International, DDA, RCFL, BSNL, NTPC Limited, AAI, NHPC Limited, EIL, NALCO, Numaligarh Refinery, NHAI, FACL, REIL, THDC, DMRC, NHDC Ltd. HSCL, MTNL, Chennai Port Trust, Mumbai Port Trust, STC, NHIDC, BCPL, ALIMCO, Bridge and Roof, ITDC, POSOCO, PDIL, IOCL, CMRL, GSL, HSL, MIDHANI, BEL, Vizag Port Trust.

Labour Bureau, National Pension System Trust, EPFO, ESIC, AIIMS - New Delhi, Jodhpur, Raipur, Nagpur, Rishikesh, IIT- Delhi, Indore, Kanpur, Mandi, BHU Varanasi, Ropar IIM – Ahmedabad, Indore, Lucknow, IISER – Kolkata, Mohali, Pune, NIT - Calicut, Durgapur, Hamirpur , IWAI, National Council of Science Museums , JNU, JNPT, Film and Television Institute of India, IEST Shibpur, VMMC and Safdarjung Hospital, Jamia Millia Islamia, National Institute of Ocean Technology, IGNOU, MES, FCI, DRDO, Department of Posts, ASI, Assam Rifles, BRO, BSF, Dir. Gen. Defence Est (HQ), DARE, Indian Army, Indian Air Force, Indian Navy, ITBP, CISF, NDRF, Delhi Police, Indian Coast Guard, NSG, SSB, Ministry of Road Transport and Highways , CRPF, Department of Revenue , IDS, DeitY, Ministry of Shipping, GSI, Development Commissioner(MSME) Directorate General Health Services - MHFW, Madras Fertilizers, ITPO, DMS.

NIC eProcurement (GePNIC) Tender Statistics for the Month of July - 2019													
Sl. No	State/Organization	Current Financial Year-2019-20						Financial Year 2007-08 onwards to 2018-19		Cumulative Tenders		Bid Awards 2019-20 Up to the Month	
		During the Month (July 2019)		Previous Month (June 2019)		Up to the month 2019							
		No.	Value (Rs. in crores)	No.	Value (Rs. in crores)	No.	Value (Rs. in crores)	No.	Value (Rs. in crores)	No.	Value (Rs. in crores)	No.	Contract Value (Rs. in crores)
1	Central Public Procurement Portal STATES	19530	52347.31	17077	29043.41	65854	124179.44	731115	2705944.20	796969	2830123.64	14347	676436.26
1	Maharashtra	23851	9400.13	20277	8175.97	51325	22150.32	729033	422092.06	780358	444242.39	26737	12909.84
2	Uttar Pradesh	12759	8607.32	14903	13794.07	38411	34187.40	466455	663428.37	504866	697615.77	4194	1285.08
3	West Bengal	9067	2737.10	7607	4255.01	19619	10317.54	387125	233478.46	406744	243796.00	9233	7298.84
4	Haryana	8295	5005.34	5745	4703.10	15191	10233.28	107296	47386.67	122487	57619.96	315	138.80
5	Kerala	8045	2215.69	5400	2810.82	18135	7690.43	352356	129017.51	370491	136707.94	10553	6363.42
6	Madhya Pradesh	7762	4154.50	7268	4601.29	17053	26080.12	27946	36267.76	44999	62347.88	4503	4153.35
7	Rajasthan	6063	4370.21	8402	9453.70	16344	18074.47	241351	518459.28	257695	536533.75	385	1308.99
8	Jammu & Kashmir	4221	1866.18	3987	1262.92	13013	4895.00	126712	74265.59	139725	79160.59	70	17.04
9	Tamil Nadu	3156	1283.65	3150	4887.52	7906	6378.61	142607	103263.70	150513	109642.32	631	474.35
10	Punjab PWD	3125	951.78	3008	749.23	8068	2160.34	53032	42775.12	61100	44935.45	3564	1472.54
11	NCT of Delhi	2731	1982.26	2525	1148.97	7334	4149.45	205908	91108.31	213242	95257.76	135	24.69
12	Odisha	1460	1034.29	1628	1302.57	3375	2748.91	278567	242675.91	281942	245424.83	3523	2586.48
13	Jharkhand	1146	2301.25	1383	7030.19	3752	11041.46	45336	229151.07	49088	240192.53	147	3350.31
14	Himachal Pradesh	1000	707.87	909	405.54	2648	1694.64	38266	21146.13	40914	22840.77	3365	2011.54
15	Chandigarh UT	893	94.80	825	102.40	1995	570.44	58725	14040.61	60720	14611.05	25	1.00
16	Uttarakhand	687	1172.78	812	812.02	1963	2422.32	19592	51169.47	21555	53591.80	124	702.37
17	Assam	393	1589.14	502	1263.90	1100	3242.02	18870	47734.39	19970	50976.41	219	265.07
18	Tripura	104	208.75	584	471.48	807	853.50	3666	6144.12	4473	6997.62	214	92.87
19	Dadra and Nagar Haveli	91	66.92	43	63.38	195	203.38	3848	5876.04	4043	6079.42	50	40.76
20	Puducherry	87	59.86	65	37.36	181	111.23	4545	2202.77	4726	2314.00	66	38.95
21	Daman and Diu	54	21.91	46	39.55	132	66.96	287	650.36	419	717.32	3	0.71
22	Lakshadweep	32	24.09	21	10.86	77	40.33	665	205.31	742	245.63	0	0.00
23	Arunachal Pradesh	12	176.11	5	57.53	17	233.64	166	2990.35	183	3223.99	3	74.99
24	Mizoram	8	9.83	1	0.02	10	9.88	180	1046.44	190	1056.33	0	0.00
25	Nagaland	7	11.75	2	0.00	10	11.75	141	629.31	151	641.07	3	3.45
26	Manipur	6	264.16	6	44.95	16	316.59	744	10765.22	760	11081.80	5	8.73
27	Sikkim	5	17.75	4	12.49	9	30.23	389	2892.22	398	2922.45	3	51.66
28	Meghalaya	4	46.61	8	34.92	54	195.52	409	4118.40	463	4313.92	1	4.70
	Total	95064	50382.03	89116	67531.73	228740	170109.76	3314217	3004980.98	3542957	3175090.74	68071	44680.54
	OTHERS												
1	Coal India Limited	3012	10334.80	2947	1864.27	10685	19816.36	152563	178612.42	163248	198428.78	6951	10639.78
2	Indian Oil Corp Ltd	2006	2378.50	1703	1773.47	7311	10524.36	99135	153217.60	106446	163741.96	4192	22943.45
3	PMGSY	1504	4894.24	937	2152.37	2866	8597.52	136163	358503.38	139029	367100.90	471	1527.05
4	Defence PSU - Goa Shipyard Limited, Hindustan Shipyard Limited, Mishra Dhatu Nigam Limited, Mazagon Dock Limited, Bharat Electronics Limited, Garden Reach Ship Builders and Engineers Limited.	371	30.68	403	114.53	1492	977.31	12951	5466.83	14443	6444.14	47	270.83
5	Chennai Petroleum Corp Ltd	134	0.00	128	0.00	537	0.00	5939	13.93	6476	13.93	30	26.67
TOTAL		121621	120367.56	112311	102479.77	317485	334204.75	4452083	6406739.33	4769568	6740944.08	94109	756524.58