



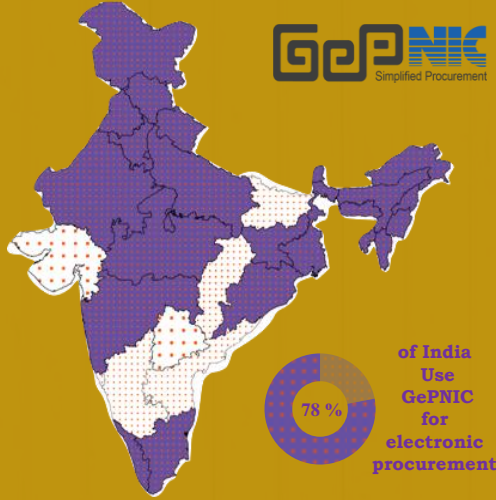
सत्यमेव जयते

<https://eprocure.gov.in>

CPPP

NEWSLETTER

June 2019



Cumulative information of GePNIC over the years :

Tenders
46.4
Lakh

Value of Tenders
₹ 66
Lakh
Crores

Bidders
3.5 Lakh

Dept Users
2.8 Lakh

Guidelines regarding Shortfall Documents

(Pls refer Manual for Procurement of Goods, Para 7 - point 7.3.5)

“ During evaluation and comparison of bids, the purchaser may, at his discretion, ask the bidder for clarifications on the bid. The request for clarification shall be given, asking the tenderer to respond by a specified date, and also mentioning that, if the tenderer does not comply or respond by the date, his tender will be liable to be rejected. Depending on the outcome, such tenders are to be ignored or considered further. No change in prices or substance of the bid shall be sought, offered or permitted. No post bid clarification at the initiative of the bidder shall be entertained. The shortfall information/documents should be sought only in case of historical documents which pre-existed at the time of the tender opening and which have not undergone change since then. These should be called only on basis of the recommendations of the TC. “

Central Public Procurement Portal (CPPP) of Government of India is operational since 2012. It hosts the Government eProcurement System (GePNIC) developed by National Informatics Centre in close coordination with Department of Expenditure, Ministry of Finance. CPPP provides a single point access to all the tendering information on various procurements made across the country.

It facilitates :

- **ePublishing** – Publishing of tender enquiries, corrigendum & award of contract details.
- **XML** – Facilitates publishing of tender comprehensive information of other eProcurement system
- **eProcurement** facilitated through – GePNIC© implemented in 500+ Central Government Ministries/ Departments and Public Sector Units, it is also being rolled out across India in 28 State Government /UTs.

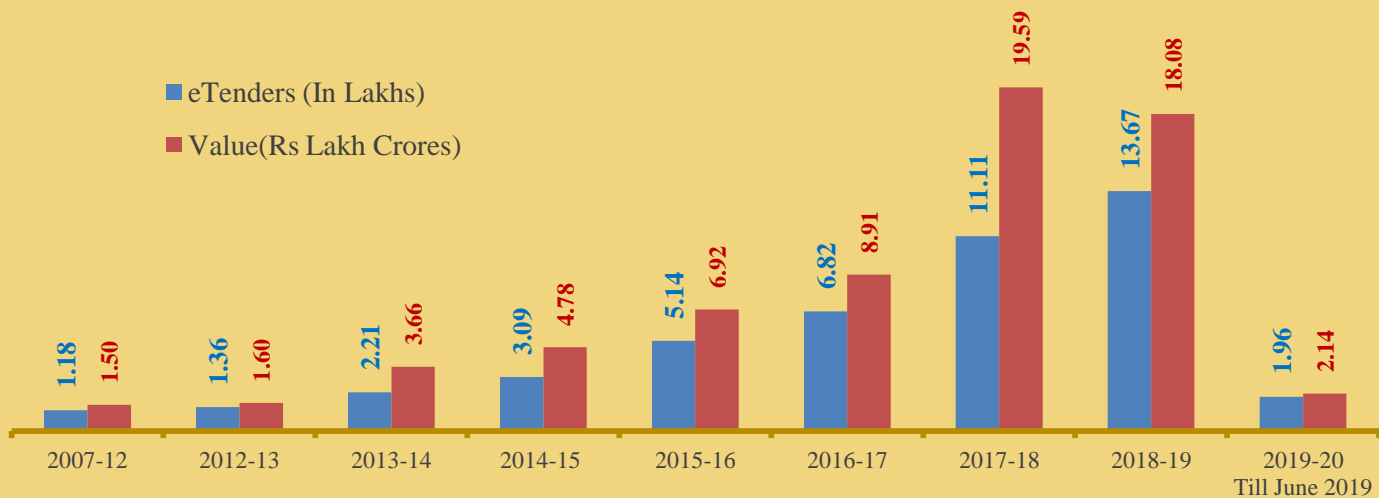
Centralized 24 X 7 Telephonic Help Desk & eMail Support

0120-4200462 / 0120-4001002 / +91 8826246593
support-eproc@nic.in, cppp-nic@nic.in

Procurement Policy Division,
Department of Expenditure,
Ministry of Finance,
North Block New Delhi

cppp-doe@nic.in

GePNIC Performance over the years



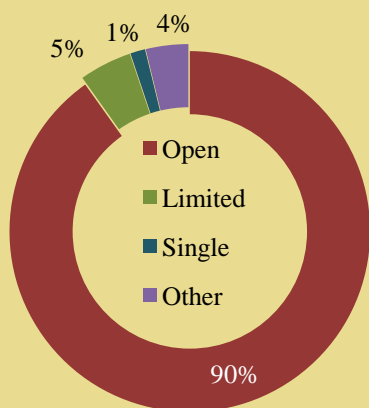
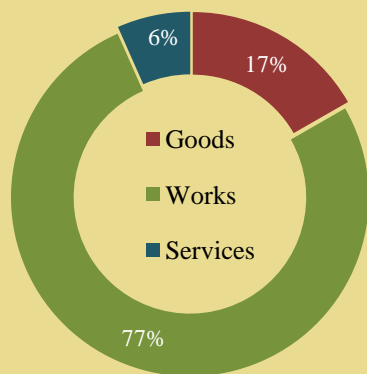
Joined this month :-

- Telecommunications Consultants India Limited - Ministry of Communications
- Indian Institute of Foreign Trade - Ministry of Commerce and Industry
- Indian Railway Station Development Corporation Ltd. - Ministry of Railways
- Talcher Fertilizers Limited - Ministry of Chemicals and Fertilizers
- Hindustan Copper Limited - Ministry of Mines
- National Rural Infrastructure Development Agency - Ministry of Rural Development
- National Institute of Science Education and Research - Odisha - Department of Atomic Energy
- School of Planning and Architecture New Delhi - Ministry of Human Resource Development
- Indian Institute of Management Calcutta - Ministry of Human Resource Development
- National Pension System Trust - Ministry of Finance
- Composite Regional Centre Davanagere - Ministry of Social Justice and Empowerment
- Labour Bureau - Ministry of Labour and Employment
- National Health Authority - Ministry of Health and Family Welfare

“ Configure Auto Extension facility which automatically extends the tender in case of Zero/One Bids received. It can be done through Organisation Hierarchy Master option. Period for extension can be specified. ”



Over all Statistics Category wise and Tender type wise



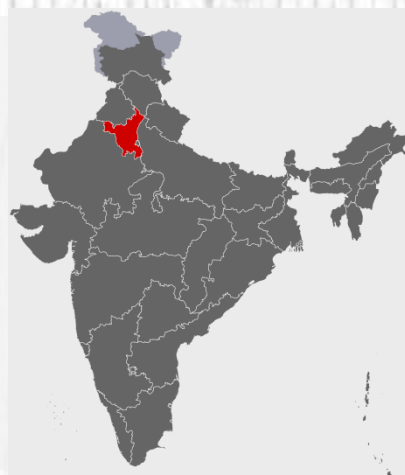
Glimpse of Major Workshop During this Month

- Two days training to officials of IRCON, Raipur - Ministry of Railway, Talcher Fertilizers Limited - Ministry of Chemicals and Fertilizers, Puducherry University - Ministry of Human Resource Development.
- Half day in-house training on eAuction for Employees' Provident Fund Organisation - Ministry of Labour and Employment.
- One day training for officers of Military Engineering Services – Ministry of Defence, National Academy Of Customs ,Indirect Taxes And Narcotics - Ministry of Finance and project on climate resilient agriculture- Maharashtra (PoCRA) – Government of Maharashtra.
- Half day training on eProcurement delivered to Food Corporation of India - Ministry of Consumer Affairs, Food and Public Distribution.
- As part of MDP, “Training on Public Procurement” organised by DoE, Min of Finance at National Institute of Financial Management, Faridabad, Five training's were conducted during June 2019.
- Web Learning Session was conducted on “**Post Tendering**” and “**ATP and TPS**”, in which 64 and 92 participants attended respectively.



Highlight of the Month

Haryana government has decided to completely switch over to NIC eProcurement portal <https://etenders.hry.nic.in> for all its tendering requirements from Jun 2019 onwards. Prior to this the state had two systems running in parallel GePNIC, system and that a private solution provider.



Subsequent to above decision taken by Govt. of Haryana, NIC has conducted 4 sessions of awareness training on “**eProcurement & eAuction**” at Chandigarh.

# SMS Sent	15,85,431
# Mails Sent	23,57,708
# PMU Mail	1,720
# Tender	1,12,311
# Value of Tenders	₹ 1,02,479.77 Cr.
Award of Contract (AoC)	23,952
No. of Payments done through online	94,452
Value of payment done through online	₹ 431.82 Cr.
# Visitors this month	13,64,883
# Department Users up to the month	2,83,002
# Bidders/ Contractors up to the month	3,50,000

Daily Web Learning (eprocure.gov.in) **Mon – Fri (2.30- 4.30 PM)**

<http://webcon.nic.in/>

Centralized 24 X 7 Telephonic Help Desk & eMail Support

0120-4200462
0120-4001002
0120-4001005

support-eproc@nic.in

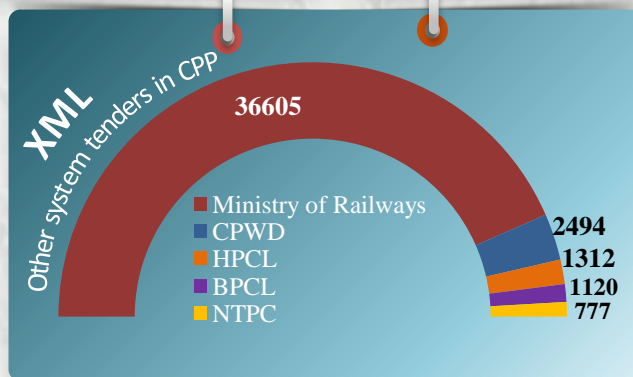
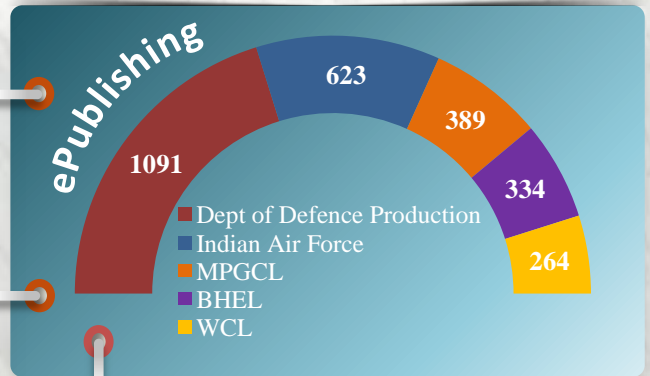
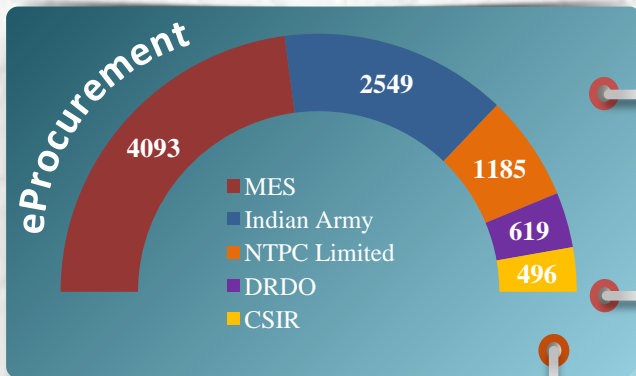
Calls attended by helpdesk 52,382

Mails handled by helpdesk 4,917

At National Institute of Financial Management, Faridabad, (NIFM).

MDP by Min of Finance

Top five eProcurement, ePublishing and XML entities for this month



28 States / UT's

500+ Central Govt. Entities

MAJOR USERS

Hindustan Copper Limited, Talcher Fertilizers Limited, Telecommunications Consultants India Limited. Damodar Valley Corporation, Itron International, DDA, RCFL, BSNL, NTPC Limited, AAI, NHPC Limited, EIL, NALCO, Numaligarh Refinery, NHAI, FACL, REIL, THDC, DMRC, NHDC Ltd. HSCL, MTNL, Chennai Port Trust, Mumbai Port Trust, STC, NHIDC, BCPL, ALIMCO, Bridge and Roof, ITDC, POSOCO, PDIL, IOCL, CMRL, GSL, HSL, MIDHANI, BEL, Vizag Port Trust.

Labour Bureau, National Pension System Trust, EPFO, ESIC, AIIMS - New Delhi, Jodhpur, Raipur, Rishikesh, IIT- Delhi, Indore, Kanpur, Mandi, BHU Varanasi, IIM – Ahmedabad, Indore, Lucknow, IISER – Kolkata, Mohali, Pune, NIT - Calicut, Durgapur, Hamirpur , IWAI, National Council of Science Museums , JNU, JNPT, Film and Television Institute of India, IEST Shibpur, VMMC and Safdarjung Hospital, Jamia Millia Islamia, National Institute of Ocean Technology, IGNOU, MES, FCI, DRDO, Department of Posts, ASI, Assam Rifles, BRO, BSF, Dir. Gen. Defence Estates(HQ), DARE, Indian Army, Indian Air Force, Indian Navy, ITI, CISF, NDRF, Delhi Police, Indian Coast Guard, NSG, SSB, Ministry of Road Transport and Highways , CRPF, Department of Revenue , IDS, DeitY, Ministry of Shipping, GSI, Development Commissioner(MSME) Directorate General Health Services - MHFW, Madras Fertilizers, ITPO, DMS.

NIC eProcurement (GePNIC) Tender Statistics for the Month of June - 2019

Sl. No.	State/Organization	Current Financial Year - 2019-20						Financial Year 2007-08 onwards to 2018-19		Cumulative Tenders		Bid Awards 2019-20 Up to the Month	
		During the Month (June 2019)		Previous Month (May 2019)		Up to the month 2019		No.	Value (Rs. in crores)	No.	Value (Rs. in crores)	No.	Contract Value (Rs. in crores)
		No.	Value (Rs. in crores)	No.	Value (Rs. in crores)	No.	Value (Rs. in crores)						
1	Central Public Procurement Portal	17077	29043.41	17024	33409.74	46325	71832.14	731115	2705944.20	777440	2777776.34	10109	663353.21
	STATES												
1	Maharashtra	20277	8175.97	6460	4021.88	27474	12750.20	729033	422092.06	756507	434842.26	18994	9144.38
2	Uttar Pradesh	14903	13794.07	5443	9468.45	25652	25580.08	466455	663428.37	492107	689008.45	2773	771.42
3	Rajasthan	8402	9453.70	1342	3692.43	10281	13704.27	241351	518459.28	251632	532163.55	219	713.97
4	West Bengal	7607	4255.01	2292	1884.66	10552	7580.44	387125	233478.46	397677	241058.90	6248	4308.28
5	Madhya Pradesh	7268	4601.29	1498	1059.65	9291	21925.62	27946	36267.76	37237	58193.38	2417	3015.44
6	Haryana	5745	4703.10	1015	457.12	6896	5227.94	107296	47386.67	114192	52614.61	9	17.18
7	Kerala	5400	2810.82	3744	1968.80	10090	5474.74	352356	129017.51	362446	134492.25	7358	5196.19
8	Jammu & Kashmir	3987	1262.92	3314	1257.20	8792	3028.81	126712	74265.59	135504	77294.40	52	12.42
9	Tamil Nadu	3150	4887.52	974	158.50	4750	5094.96	142607	103263.70	147357	108358.66	395	349.17
10	Punjab	3008	749.23	880	241.72	4943	1208.56	53032	42775.12	57975	43983.67	2243	924.54
11	NCT of Delhi	2525	1148.97	1589	933.23	4603	2167.20	205908	91108.31	210511	93275.50	63	12.37
12	Odisha	1628	1302.57	164	153.76	1915	1714.62	278567	242675.91	280482	244390.53	2544	1759.37
13	Jharkhand	1383	7030.19	798	1414.63	2606	8740.21	45336	229151.07	47942	237891.28	127	2726.42
14	Himachal Pradesh	909	405.54	341	524.63	1648	986.77	38266	21146.13	39914	22132.90	3138	1869.83
15	Chandigarh UT	825	102.40	244	344.16	1102	475.64	58725	14040.61	59827	14516.25	17	0.79
16	Uttarakhand	812	812.02	398	375.11	1276	1249.54	19592	51169.47	20868	52419.02	52	395.19
17	Tripura	584	471.48	117	173.17	703	644.75	3666	6144.12	4369	6788.87	167	74.57
18	Assam	502	1263.90	163	262.68	707	1652.88	18870	47734.39	19577	49387.27	194	246.38
19	Puducherry	65	37.36	29	14.01	94	51.37	4545	2202.77	4639	2254.14	58	26.76
20	Daman and Diu	46	39.55	23	4.48	78	45.05	287	650.36	365	695.41	0	0.00
21	Dadra and Nagar Haveli	43	63.38	61	73.08	104	136.45	3848	5876.04	3952	6012.50	37	36.92
22	Lakshadweep	21	10.86	24	5.37	45	16.23	665	205.31	710	221.54	0	0.00
23	Meghalaya	8	34.92	2	33.07	50	148.91	409	4118.40	459	4267.31	1	4.70
24	Manipur	6	44.95	3	7.48	10	52.43	744	10765.22	754	10817.64	3	1.38
25	Arunachal Pradesh	5	57.53	0	0.00	5	57.53	166	2990.35	171	3047.88	1	19.43
26	Sikkim	4	12.49	0	0.00	4	12.49	389	2892.22	393	2904.71	2	45.01
27	Nagaland	2	0.00	1	0.00	3	0.00	141	629.31	144	629.31	0	0.00
28	Mizoram	1	0.02	1	0.02	2	0.05	180	1046.44	182	1046.49	0	0.00
	Total	89116	67531.73	30920	28529.30	133676	119727.73	3314217	3004980.98	3447893	3124708.71	47112	31672.13
	OTHERS												
1	Coal India Limited	2947	1864.27	2742	4490.05	7673	9481.56	152563	178612.42	160236	188093.98	5102	7927.14
2	Indian Oil Corp Ltd	1703	1773.47	1902	3350.53	5305	8145.86	99135	153217.60	104440	161363.46	3022	12094.62
3	PMGSY	937	2152.37	179	581.76	1362	3703.28	136163	358503.38	137525	362206.66	225	496.70
4	Defence PSU - Goa Shipyard Limited, Hindustan Shipyard Limited, Mishra Dhatu Nigam Limited, Mazagon Dock Limited, Bharat Electronics Limited, Garden Reach Ship Builders and Engineers Limited.	403	114.53	385	708.65	1121	946.63	12951	5466.83	14072	6413.45	41	269.66
5	Chennai Petroleum Corp Ltd	128	0.00	149	0.00	403	0.00	5939	13.93	6342	13.93	23	13.53
	TOTAL	112311	102479.77	53301	71070.03	195865	213837.19	4452083	6406739.33	4647948	6620576.53	65634	715827.00