

CPPP Newsletter

December 2020

In the month of December 2020
1.06 lakh tenders were processed
worth around **₹ 1.5 Lakh Crores.**



Central Public Procurement Portal (CPPP) of Government of India is operational since 2012. It hosts the Government eProcurement System (GePNIC®) developed by National Informatics Centre in close coordination with Department of Expenditure, Ministry of Finance. CPPP provides a single point access to all the tendering information on various procurements made across the country.

It facilitates :

ePublishing - Publishing of tender enquiries, corrigendum & award of contract details.

XML - Facilitates publishing of tender comprehensive information of other eProcurement system

eProcurement - Facilitated through – GePNIC® implemented in 600 around Central Government Ministries/ Departments and Public Sector Units, it is also being rolled out across India in 30 State Government /Union Territories.



सत्यमेव जयते

<https://eprocure.gov.in>

National Informatics Centre
A-Block, CGO Complex
Lodhi Road, Delhi-110 003
cppp-nic@nic.in

Procurement Policy Division
Department of Expenditure
Ministry of Finance
North Block New Delhi
cppp-doe@nic.in

Centralized 24 X 7 Telephonic
Help Desk & eMail Support
0120-4200462 / 0120-4001002
support-eproc@nic.in



Important Information

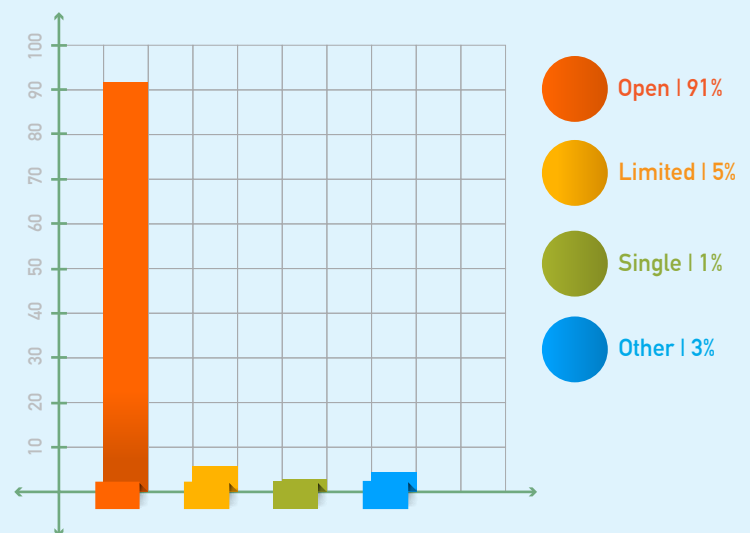
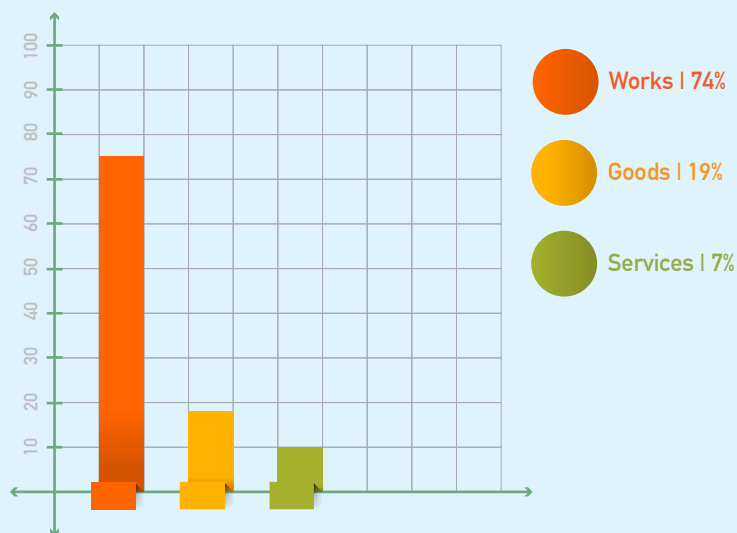
Guidelines regarding Limited Tender Enquiry (Rule 162)

Purchase through Limited Tender Enquiry may be adopted even where the estimated value of the procurement is more than Rupees twenty-five Lakhs, in the following circumstances.

- The competent authority in the Ministry or Department certifies that the demand is urgent and any additional expenditure involved by not procuring through advertised tender enquiry is justified in view of urgency. The Ministry or Department should also put on record the nature of the urgency and reasons why the procurement could not be anticipated.
- There are sufficient reasons, to be recorded in writing by the competent authority, indicating that it will not be in public interest to procure the goods through advertised tender enquiry.
- The sources of supply are definitely known and possibility of fresh source(s) beyond those being tapped is remote.

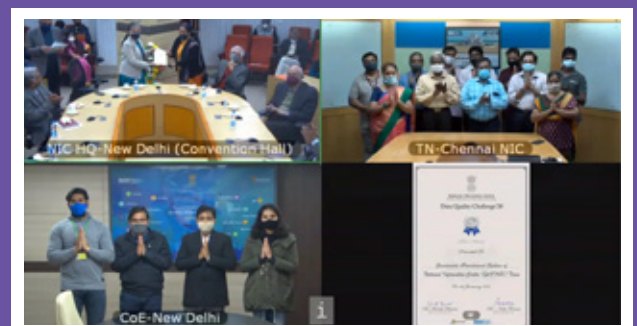
Related to
GFR 2017

Percentage share of Tender Category / Percentage share of Tender Type



Highlights

Government eProcurement System of NIC GePNIC® received the Silver Position in Organization wide event “NIC Data Quality Challenge 2020” The awards was conferred by Director General NIC on New Year day 1st January 2021.





<https://eprocure.gov.in>

December 2020

Glimpse of Major Workshop During this Month

Two days training workshop on 'e-tendering' at "STATE FOREST CORPORATION, J&K" at 'Directorate of SFC, Jammu'. Around 15-20 officers participated

Three Online trainings on "Management Development Program" on Public Procurement (Advanced & Basic) organized by "National Institute of Financial Management".

Half day training on "Tender Cum Auction" for "AAI Cargo Logistics and Allied Services Company Limited (AAICLAS)"

Half day training on eProcurement for Food Safety and Standards Authority of India.

One day training on eProcurement for the officials of NPIU, TEQUIP, Min of Education.

Demonstration of the eAuction portal in Minister Office at Ministry of Electronics and Information Technology.

Training on eReverse Auction at AJNIFM.

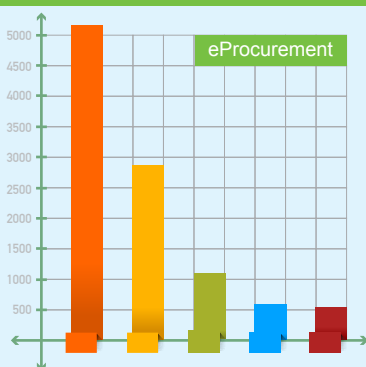
Two eProcurement training in the MDP on public procurement conducted by AJNIFM.

eAuction (Forward) training for Nagarcoil Corporation and Namakkal Collectorate.

Webinar training on PMGSY tendering to around 80 officials of Rural Development from Punjab and Odisha.

Online training for Maharashtra Forest department on eAuction.

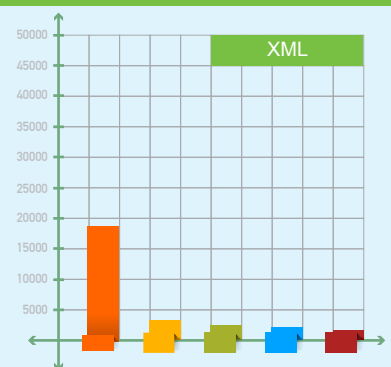
Top five eProcurement / ePublishing / XML entities for this month



- MES | 5247
- IHQ of MoD (Army)-(OSCC) | 2832
- NTPC Limited | 1139
- Department of Defence Research & Development | 642
- Food Corporation of India | 565



- DDP | 990
- IAF | 316
- MPPGCL | 315
- IHQ of MoD (Army) | 314
- Western Coalfields Limited | 257



- Ministry of Railways | 18065
- CPWD | 2518
- Directorate of Purchase & Stores, DAE | 1014
- BPCL | 992
- HPCL | 921



<https://eprocure.gov.in>

December 2020

Monthly Statistics and Support / Assistance (<https://eprocure.gov.in>)

# SMS Sent	18,45,156
# Mails Sent	25,85,419
# PMU Mail	1,806
# Tender	1,06,882
# Value of Tenders	₹ 149168.48 Cr.
Award of Contract (AoC)	34,500
No. of Payments done through online	1,03,643
Value of payment done through online	₹ 873.06 Cr.
# Visitors this month	23,53,775
# Department Users up to the month	3,51,496
# Bidders/ Contractors up to the month	3,80,000

Daily Web Learning (eprocure.gov.in)	Mon – Fri (2.30- 4.30 PM) http://webcon.nic.in/
Centralized 24 X 7 Telephonic Help Desk & eMail Support	0120-4200462 0120-4001002 0120-4001005 support-eproc@nic.in
# Calls attended by helpdesk	43,153
# Mails handled by helpdesk	4,700
# People who attended Web Learning	140
# Tender Cum Auction	622

Joined this Month

- **Ratnagiri Gas & Power Pvt. Ltd.** - Ministry of Power
- **The Jute Corporation of India Ltd.** - Ministry of Textile
- **Director General of Commercial Intelligence & Statistics, Kolkata** - Ministry of Commerce & Industry
- **Central Board for Film Certification** - Ministry of Information and Broadcasting
- **National Institute of Technology Meghalaya** - Ministry of Education
- **National Institute of Fashion Technology** - Ministry of Textile
- **Maharashtra Natural Gas Limited** - Ministry of Petroleum & Natural Gas
- **Pharmacopoeia Commission for Indian Medicine & Homoeopathy** - Ministry of AYUSH

Procuring entities floated first tender in this month

- **Cochin Shipyard Limited**
- **All India Institute of Medical Sciences Bathinda**
- **All India Institute of Medical Sciences Bibinagar**
- **Investor Education and Protection Fund Authority**
- **National Institute of Biomedical Genomics**
- **S. V. National Institute of Technology - Surat**
- **Directorate of Public Relations**



Major Users

December 2020

National Fertilizers Limited, Dr. Ram Manohar Lohia Hospital, Talcher Fertilizers Limited, Telecommunications Consultants India Limited, NHSRCL, Ministry of Culture, VOCPT, AIISH. Damodar Valley Corporation, AAICLAS, Hindustan Copper Limited, Ircon International, DDA, RCFL, BSNL, NTPC Limited, AAI, NHPC Limited, EIL, NALCO, Numaligarh Refinery, NHAI, FACIL, REIL, THDC, DMRC, NHDC Ltd. HSCL, MTNL, Chennai Port Trust, Mumbai Port Trust, STC, NHIDC, BCPL, ALIMCO, Bridge and Roof, ITDC, POSOCO, PDIL, IOCL, CMRL, GSL, HSL, MIDHANI, BEL, Vizag Port Trust.

Railway Board, ICMR, CWC, Labour Bureau, National Pension System Trust, EPFO, ESIC, AIIMS - New Delhi, Jodhpur, Raipur, Nagpur, Rishikesh, IIT-Delhi, Indore, Kanpur, Mandi, BHU Varanasi, Ropar IIM – Ahmedabad, Indore, Lucknow, IISER – Kolkata, Mohali, Pune, NIT - Calicut, Durgapur, Hamirpur, IWAI, National Council of Science Museums, JNU, JNPT, Film and Television Institute of India, IIST Shibpur, VMMC and Safdarjung Hospital, Jamia Millia Islamia, National Institute of Ocean Technology, IGNOU, MES, FCI, DRDO, Department of Posts, ASI, Assam Rifles, BRO, BSF, Dir. Gen. Defence Estates(HQ), DARE, Indian Army, Indian Air Force, Indian Navy, ITBP, CISF, NDRF, Delhi Police, Indian Coast Guard, NSG, SSB, Ministry of Road Transport and Highways, CRPF, Department of Revenue, IDS, DeitY, Ministry of Shipping, GSI, Development Commissioner(MSME) Directorate General Health Services - MHFW, Madras Fertilizers, ITPO, DMS.





सत्यमेव जयते

<https://eprocure.gov.in>

NIC eProcurement (GePNIC) Tender Statistics for the Month of Dec. 2020

December 2020

S.No.	State Organization	Current Financial Year - 2020-21						Financial Year 2007-08 onwards to 2019-20		Cumulative Tenders		Bid Awards 2020-21 Up to the Month	
		During December 2020		Previous Month November 2020		Upto the Month 2020-21							
		No.	Value (In Rs. Cr.)	No.	Value (In Rs. Cr.)	No.	Value (In Rs. Cr.)	No.	Value (In Rs. Cr.)	No.	Value (In Rs. Cr.)	No.	Value (In Rs. Cr.)
	Central Public Procurement Portal	19826	72081.69	17244	137469.70	157106	597457.30	953272	3416942.19	1110378	4014399.49	37307	67897.84
	States												
1	Uttar Pradesh	14323	13864.30	12599	14376.42	137555	136748.31	643658	784261.89	781213	921010.20	22974	10328.89
2	Maharashtra	13191	6390.35	6444	2883.93	96620	41970.04	946621	545982.17	1043241	587952.21	48520	31993.20
3	West Bengal	10988	3571.17	8084	7992.03	62698	24001.82	493916	267473.06	556614	291474.89	29237	9981.78
4	Madhya Pradesh	5155	4838.38	3759	3909.48	38131	73948.74	93461	148894.90	131592	222843.64	17953	35457.29
5	Rajasthan	4988	4404.91	3291	3669.07	50327	56936.27	308353	582941.85	358680	639878.12	2000	5165.23
6	Jammu & Kashmir	4551	1574.53	4030	1372.61	33911	13351.39	171830	87890.67	205741	101242.06	212	51.80
7	Kerala	4212	2665.27	4861	3075.72	73550	38818.02	465659	168865.85	539209	207683.87	36688	152519.50
8	Odisha	4138	3310.74	2888	1897.65	18891	13912.77	302096	256913.06	320987	270825.84	10959	6949.31
9	Tamil Nadu	3683	6540.15	2447	3176.88	31496	39631.41	181771	149201.81	213267	188833.22	2848	8575.42
10	Haryana	3556	2050.51	3012	3310.86	34671	23978.85	163940	98655.48	198611	122634.33	14451	7198.29
11	Punjab PWD	3401	1335.62	2893	1329.61	27460	13637.11	85472	58117.53	112932	71754.64	11452	16268.18
12	NCT of Delhi	1519	932.54	1026	990.72	10064	6695.24	231840	107433.77	241904	114129.01	650	185.52
13	Himachal Pradesh	1181	698.37	1271	417.84	10166	11189.35	50367	29554.45	60533	40743.81	2784	2683.54
14	Tripura	930	320.67	695	330.14	5496	3074.84	8812	10497.16	14308	13572.00	3613	1645.16
15	Uttarakhand	829	1032.12	779	1906.79	5659	7597.61	25862	62147.51	31521	69745.12	302	724.89
16	Jharkhand	735	911.95	432	1373.34	3110	4717.56	54761	253844.50	57871	258562.06	60	36.89
17	Ladakh	655	285.69	600	164.64	4309	1593.70	412	3042.20	4721	4635.90	159	29.86
18	Assam	528	4621.72	488	2892.12	4030	29105.08	24888	71073.59	28918	100178.66	2645	10851.77
19	Chandigarh UT	411	88.65	277	220.57	3380	2221.23	65474	18076.49	68854	20297.71	1142	1050.46
20	Puducherry	292	85.59	199	73.81	1205	541.68	5864	2615.71	7069	3157.40	382	140.45
21	Andaman	236	432.63	234	896.34	1829	2901.52	445	2982.42	2274	5883.94	207	34.94
22	Dadra and Nagar Haveli	69	274.06	29	167.74	446	1382.08	4425	6481.13	4871	7863.20	68	198.56
23	Daman and Diu	63	367.31	64	493.48	471	1981.96	736	1214.10	1207	3196.06	61	188.29
24	Manipur	38	1846.59	42	2865.17	379	6098.20	905	13098.97	1284	19197.18	19	867.66
25	Lakshadweep	25	12.01	21	24.81	268	125.74	1053	333.81	1321	459.55	14	0.60
26	Sikkim	9	68.41	14	65.47	39	461.30	412	3042.20	451	3503.50	1	25.44
27	Arunachal Pradesh	5	6.21	15	95.02	66	1607.03	218	3553.99	284	5161.02	3	23.79
28	Nagaland	4	14.98	17	78.76	46	111.20	264	1948.07	310	2059.26	27	27.89
29	Meghalaya	2	10.25	9	358.03	49	682.29	513	5332.51	562	6014.80	24	396.90
30	Mizoram	2	0.00	3	0.00	30	36.27	214	1097.43	244	1133.70	1	0.00
	Total	79719	62555.70	60523	60409.06	656352	559058.60	4334242	3746568.28	4990594	4305626.88	209456	303601.49
	Others												
1	Coal India Ltd.	2833	5621.71	2277	2944.99	21944	86522.85	186291	234822.27	208235	321345.11	16999	34442.74
2	PMGSY	1971	4732.55	333	813.56	0	33492.55	151486	402031.27	164761	435523.82	992	3955.50
3	Indian Oil Corp Ltd.	1527	3325.41	1379	3537.72	13568	38390.14	119039	189748.75	132607	228138.89	7825	37552.93
4	Bharat Heavy Electricals Ltd.	503	284.42	193	59.79	717	349.37	0	0.00	717	349.37	25	7.74
5	Defence PSU	422	567.00	365	420.80	0	2859.65	17259	7588.77	20170	10448.41	145	278.50
6	Chennai Petroleum Corp Ltd.	81	0.00	82	0.00	704	0.00	7087	13.93	7791	13.93	87	43.96
	Total	106882	149168.48	82396	205655.63	866577	1318130.45	5768676	7997715.45	6635253	9315845.89	272836	447780.70

* comprises of Goa Shipyard Limited, Hindustan Shipyard Limited, Mishra Dhatu Nigam Limited, Mazagon Dock Limited, Bharat Electronics Limited, Garden Reach Ship Builders and Engineers Limited.