

# CPPP Newsletter

January 2021

**In the month of January 2021 1.2 Lakh tenders were processed worth around ₹ 1.58 Lakh Crores.**

## Central Public Procurement Portal (CPPP)

of Government of India is operational since 2012. It hosts the Government eProcurement System (GePNIC®) developed by National Informatics Centre in close coordination with Department of Expenditure, Ministry of Finance. CPPP provides a single point access to all the tendering information on various procurements made across the country.

### It facilitates :

**ePublishing** - Publishing of tender enquiries, corrigendum & award of contract details.

**XML** - Facilitates publishing of tender comprehensive information of other eProcurement system

**eProcurement** - Facilitated through – GePNIC® implemented in 600 around Central Government Ministries/ Departments and Public Sector Units, it is also being rolled out across India in 30 State Government /Union Territories.



सत्यमेव जयते

<https://eprocure.gov.in>

National Informatics Centre  
A-Block, CGO Complex  
Lodhi Road, Delhi-110 003  
[cphp-nic@nic.in](mailto:cphp-nic@nic.in)

Procurement Policy Division  
Department of Expenditure  
Ministry of Finance  
North Block New Delhi  
[cphp-doe@nic.in](mailto:cphp-doe@nic.in)

Centralized 24 X 7 Telephonic  
Help Desk & eMail Support  
0120-4200462 / 0120-4001002  
[support-eproc@nic.in](mailto:support-eproc@nic.in)

**# Total  
Tenders  
67 Lakhs**

**Value of  
Tenders  
₹ 94.7 Lakh  
Crores**



https://eprocure.gov.in

January 2021

## Important Information

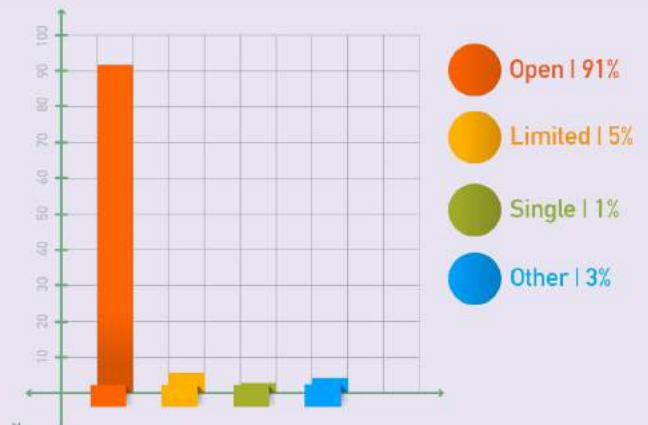
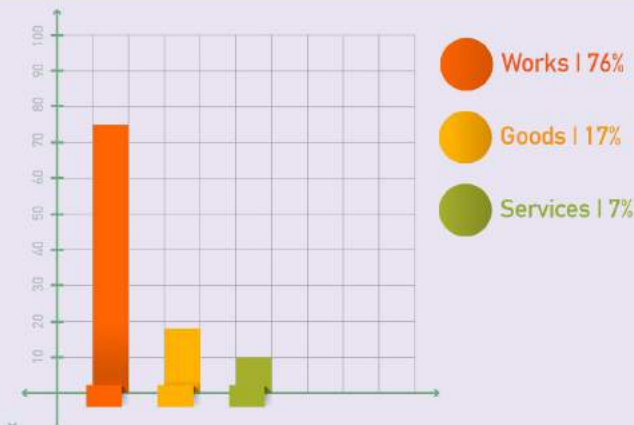
Related to  
GFR 2017

### Guidelines regarding single bid received in a tender (Rule 173)

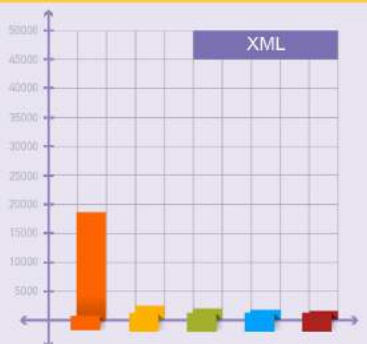
Even when only one Bid is submitted, the process may be considered valid provided following conditions are satisfied:

- The procurement was satisfactorily advertised and sufficient time was given for submission of bids.
- The qualification criteria were not unduly restrictive.
- Prices are reasonable in comparison to market values.

### Percentage share of Tender Category / Percentage share of Tender Type



### Top five eProcurement / ePublishing / XML entities for this month



- MES | 4768
- IHQ of MoD (Army)-(OSCC) | 3240
- Council of Scientific and Industrial Research | 700
- Department of Defence Research & Development | 616
- NTPC Limited | 600

- DDP | 816
- IAF | 293
- MPPGCL | 291
- IHQ of MoD (Army) | 234
- Western Coalfields Limited | 220

- Ministry of Railways | 17755
- CPWD | 2424
- BPCI | 872
- Directorate of Purchase and Stores, DAE | 757
- HPCL | 709



सत्यमेव जयते

<https://eprocure.gov.in>

## Glimpse of Major Workshop During this Month

January 2021

Two day training program on eProcurement for officials of Delhi Transport Corporation (DTC) at DTC HQ IP Estate New Delhi.

One day training on eProcurement for the officials of Directorate of Construction, Services and Estate Management (DCSEM).



Three Days Training on eProcurement and eAuction System for central govt. offices and institutions at Puducherry.

One day training on eProcurement for officials of Forest Department Assam.



Half day training on e-Procurement for officials of university of Delhi.

Two half day training on e-Procurement' organized by Institute of Secretariat Training and Management.



Half day training on QCBS tender for officials of Industries department Andaman and Nicobar.

Half day training on eProcurement for Indian Institute of Public Administration.



Half day online training on eAuction for officials of BHEL, TCIL and NFL.

Half day training on eProcurement organized by Arun Jaitley National Institute of Financial Management.



One day training on eProcurement for officials of WAPCOS.

One day training program on e-Procurement for General Administration Department Mantralaya, Mumbai.

Two one day training on PMGSY GePNIC-OMMAS integration for officials of RD officials from Gujarat, Uttar Pradesh and Telangana.





सत्यमेव जयते

<https://eprocure.gov.in>

## Highlight

January 2021

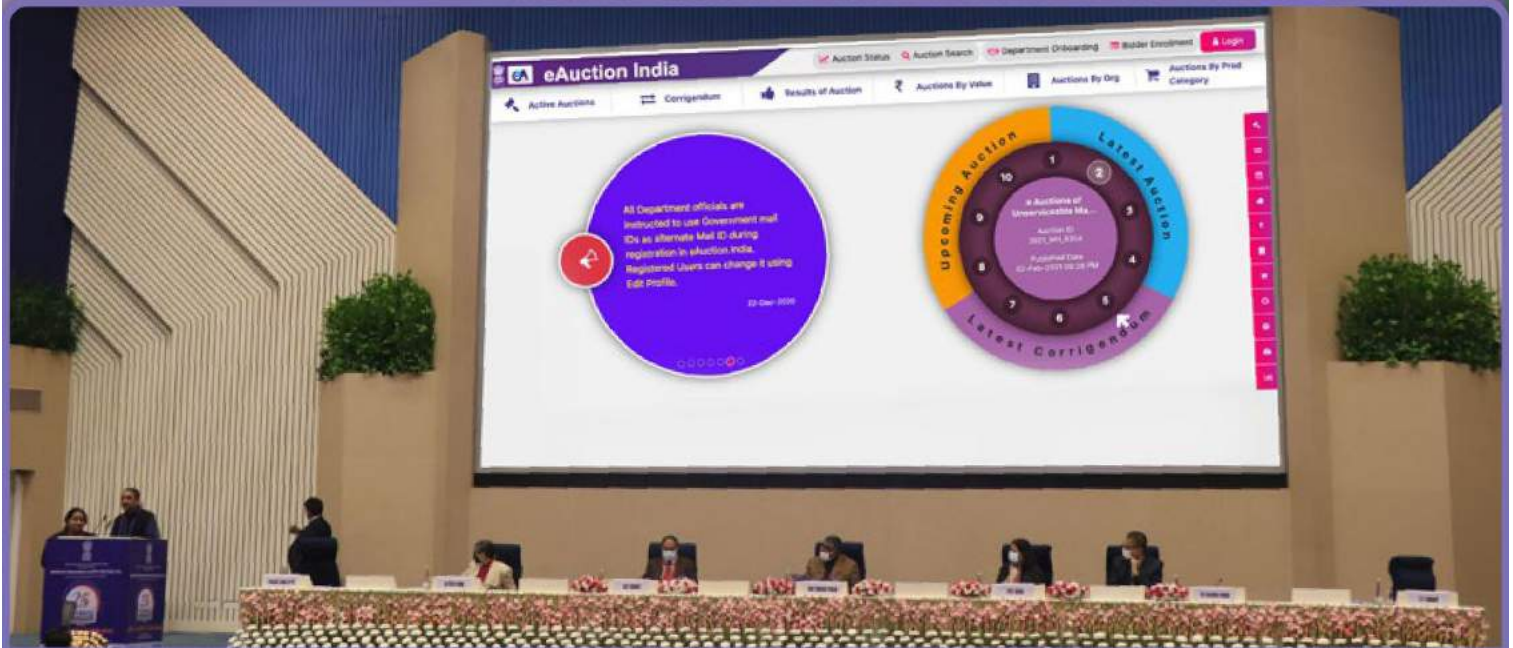


eAuction India

[eauction.gov.in](http://eauction.gov.in)

eAuction India a generic platform for electronic auction was launched by **Shri Ravi Shankar Prasad**, Hon'ble Union Minister for Law & justice, Communications and Electronics & Information Technology on 28th January, 2021 during the SilverJubilee celebration of NICS.

eAuction India is capable of handling different types of auctions be it open auction or limited auction and for auction of wide spectrum of good and services ranging from forest produce to land plots and sand mine blocks. Deployed in NIC cloud, it can easily be onboarded by the users.





सत्यमेव जयते

<https://eprocure.gov.in>

## Monthly Statistics and Support / Assistance (<https://eprocure.gov.in>)

January 2021

# SMS Sent	20,37,916
# Mails Sent	29,57,235
# PMU Mail	1,643
# Tender	1,22,932
# Value of Tenders	₹ 157635.93 Cr.
Award of Contract (AoC)	32,744
No. of Payments done through online	1,68,753
Value of payment done through online	₹ 1,255.92 Cr.
# Visitors this month	98,899
# Department Users up to the month	3,60,552
# Bidders/ Contractors up to the month	3,80,000

Daily Web Learning (eprocure.gov.in)	Mon – Fri (2.30- 4.30 PM) <a href="http://webcon.nic.in/">http://webcon.nic.in/</a>
Centralized 24 X 7 Telephonic Help Desk & eMail Support	0120-4200462 0120-4001002 0120-4001005 <a href="mailto:support-eproc@nic.in">support-eproc@nic.in</a>
# Calls attended by helpdesk	28,631
# Mails handled by helpdesk	5,482
# Tender Cum Auction	575

### Joined this Month

- **Rashtriya Raksha University** – Ministry of Home Affairs
- **MSME TECHNOLOGY CENTRE DURG** - Ministry of MSME
- **Department of Health Research** - Ministry of Health and Family Welfare
- **Indian Institute of Entrepreneurship** - Ministry of Skill Development and Entrepreneurship

### Procuring entities floated first tender in this month

- **All India Institute of Medical Sciences-Deoghar**
- **All India Institute of Medical Sciences-Mangalagiri-Andhra Pradesh**
- **Food Safety and Standards Authority of India**
- **GAETEC**
- **Ministry of Tourism**
- **National Institute of Fashion Technology**
- **Pharmacopoeia Commission for Indian Medicine and Homoeopathy Ghaziabad**



सत्यमेव जयते

<https://eprocure.gov.in>

January 2021

## Major Users

Numaligarh Refinery, NHAI, FACL, REIL, THDC, DMRC, NHDC Ltd. HSCL, MTNL, Chennai Port Trust, Mumbai Port Trust, STC, NHIDC, BCPL, ALIMCO, Bridge and Roof, ITDC, POSOCO, PDIL, IOCL, CMRL, GSL, HSL, National Fertilizers Limited, Dr. Ram Manohar Lohia Hospital, Talcher Fertilizers Limited, Telecommunications Consultants India Limited, NHRCL, Ministry of Culture, VOCPT, AIISH. Damodar Valley Corporation, AAICLAS, Hindustan Copper Limited, Ircn International, DDA, RCFL, BSNL, NTPC Limited, AAI, NHPC Limited, EIL, NALCO, MIDHANI, BEL, Vizag Port Trust.

Railway Board, ICMR, CWC, Labour Bureau, National Pension System Trust, EPFO, ESIC, AIIMS - New Delhi, Jodhpur, Raipur, Nagpur, Rishikesh, IIT-Delhi, Indore, Kanpur, Mandi, BHU Varanasi, Ropar IIM – Ahmedabad, Indore, Lucknow, IISER – Kolkata, Mohali, Pune, NIT - Calicut, Durgapur, Hamirpur, IWAI, National Council of Science Museums, JNU, JNPT, Film and Television Institute of India, IEST Shibpur, VMMC and Safdarjung Hospital, Jamia Millia Islamia, National Institute of Ocean Technology, IGNOU, MES, FCI, DRDO, Department of Posts, ASI, Assam Rifles, BRO, BSF, Dir. Gen. Defence Estates(HQ), DARE, Indian Army, Indian Air Force, Indian Navy, ITBP, CISF, NDRF, Delhi Police, Indian Coast Guard, NSG, SSB, Ministry of Road Transport and Highways, CRPF, Department of Revenue, IDS, DeitY, Ministry of Shipping, GSI, Development Commissioner(MSME) Directorate General Health Services - MHFW, Madras Fertilizers, ITPO, DMS.





सत्यमेव जयते

<https://eprocure.gov.in>

# NIC eProcurement (GePNIC) Tender Statistics for the Month of January 2021

January 2021

S.No.	State   Organization	Current Financial Year - 2020-21						Financial Year 2007-08 onwards to 2019-20		Cumulative Tenders		Bid Awards 2020-21 Up to the Month	
		During January 2021		Previous Month December 2020		Upto the Month 2020-21		No.	Value (In Rs. Cr.)	No.	Value (In Rs. Cr.)	No.	Value (In Rs. Cr.)
		No.	Value (In Rs. Cr.)	No.	Value (In Rs. Cr.)	No.	Value (In Rs. Cr.)						
	Central Public Procurement Portal	19297	64309.59	19826	72081.69	176403	661766.89	953272	3416942.19	1129675	4078709.07	42125	70869.76
	<b>States</b>												
1	West Bengal	21754	6735.95	10988	3571.17	84452	30737.77	493916	267473.06	578368	298210.84	34041	12940.93
2	Maharashtra	15470	8974.38	13191	6390.35	112090	50944.43	946621	545982.17	1058711	596926.59	53603	36121.88
3	Uttar Pradesh	14008	13901.39	14323	13864.30	151563	150649.71	643658	784261.89	795221	934911.60	25441	11453.84
4	Kerala	8923	7015.55	4212	2665.27	82473	45833.57	465659	168865.85	548132	214699.42	40419	154705.74
5	Madhya Pradesh	5256	7926.87	5155	4838.38	43387	81875.61	93461	148894.90	136848	230770.51	20630	42766.25
6	Haryana	4231	3304.41	3556	2050.51	38902	27283.26	163940	98655.48	202842	125938.74	15738	8026.88
7	Rajasthan	4158	3740.93	4988	4404.91	54485	60677.20	308353	582941.85	362838	643619.05	2242	5419.01
8	Jammu & Kashmir	4144	1269.61	4551	1574.53	38055	14621.00	171830	87890.67	209885	102511.67	243	56.92
9	Tamil Nadu	3544	6046.55	3683	6540.15	35040	45677.96	181771	149201.81	216811	194879.77	3230	9180.86
10	Odisha	3461	3819.60	4138	3310.74	22352	17732.37	302096	256913.06	324448	274645.43	12588	7880.95
11	Punjab PWD	2326	1221.04	3401	1335.62	29786	14858.15	85472	58117.53	115258	72975.68	12927	17088.22
12	NCT of Delhi	1789	2122.64	1519	932.54	11853	8817.89	231840	107433.77	243693	116251.65	704	212.55
13	Assam	1198	4756.34	528	4621.72	5228	33861.42	24888	71073.59	30116	104935.01	2797	11120.88
14	Tripura	976	583.27	930	320.67	6472	3658.11	8812	10497.16	15284	14155.27	3995	1967.72
15	Uttarakhand	861	1587.19	829	1032.12	6520	9184.81	25862	62147.51	32382	71332.31	331	765.18
16	Himachal Pradesh	827	698.90	1181	698.37	10993	11888.26	50367	29554.45	61360	41442.71	2965	2869.02
17	Ladakh	797	419.32	655	285.69	5106	2013.02	412	3042.20	5518	5055.22	248	50.15
18	Jharkhand	653	1836.66	735	911.95	3763	6554.22	54761	253844.50	58524	260398.72	63	45.31
19	Chandigarh UT	421	54.82	411	88.65	3801	2276.04	65474	18076.49	69275	20352.53	1312	1175.26
20	Andaman	297	166.75	236	432.63	2126	3068.27	445	2982.42	2571	6050.69	233	37.25
21	Puducherry	211	70.10	292	85.59	1416	611.78	5864	2615.71	7280	3227.49	439	168.69
22	Daman & Diu	46	225.92	63	367.31	517	2207.88	736	1214.10	1253	3421.98	67	197.11
23	Manipur	44	479.69	38	1846.59	423	6577.89	905	13098.97	1328	19676.86	19	867.66
24	Dadra & Nagar Haveli	41	566.50	69	274.06	487	1948.58	4425	6481.13	4912	8429.71	84	208.88
25	Lakshadweep	40	11.65	25	12.01	308	137.39	1053	333.81	1361	471.21	14	0.60
26	Arunachal Pradesh	18	177.01	5	6.21	84	1784.04	218	3553.99	302	5338.03	8	66.30
27	Nagaland	7	27.56	4	14.98	53	138.75	264	1948.07	317	2086.82	30	28.59
28	Sikkim	3	125.44	9	68.41	42	586.73	412	3042.20	454	3628.94	3	123.20
29	Meghalaya	2	1.61	2	10.25	51	683.91	513	5332.51	564	6016.42	25	399.83
30	Mizoram	0	0.00	2	0.00	30	36.27	214	1097.43	244	1133.70	3	0.00
	<b>Total</b>	<b>95506</b>	<b>77867.68</b>	<b>79719</b>	<b>62555.70</b>	<b>751858</b>	<b>636926.28</b>	<b>4334242</b>	<b>3746568.28</b>	<b>5086100</b>	<b>4383494.55</b>	<b>234442</b>	<b>325925.65</b>
	<b>Others</b>												
1	Coal India Ltd.	3113	4542.25	2833	5621.71	25057	91065.09	186291	234822.27	211348	325887.36	18805	49307.64
2	PMGSY	2124	6186.30	1971	4732.55	15399	39678.85	151486	402031.27	166885	441710.13	1105	4182.23
3	Indian Oil Corp Ltd.	1671	4056.59	1527	3325.41	15239	42446.73	119039	189748.75	134278	232195.48	8789	41685.23
4	Bharat Heavy Electricals Ltd.	793	519.95	503	284.42	1510	869.32	0	0.00	1510	869.32	57	127.30
5	Defence PSU	370	153.58	422	567.00	3281	3013.22	17259	7588.77	20540	10601.99	163	285.10
6	Chennai Petroleum Corp Ltd.	58	0.00	81	0.00	762	0.00	7087	13.93	7849	13.93	94	44.86
	<b>Total</b>	<b>122932</b>	<b>157635.93</b>	<b>106882</b>	<b>149168.48</b>	<b>989509</b>	<b>1475766.38</b>	<b>5768676</b>	<b>7997715.45</b>	<b>6758185</b>	<b>9473481.82</b>	<b>305580</b>	<b>492427.78</b>

Serial No. 5 Defence PSU comprises of Goa Shipyard Limited, Hindustan Shipyard Limited, Mishra Dhatu Nigam Limited, Mazagon Dock Limited, Bharat Electronics Limited, Garden Reach Ship Builders and Engineers Limited.