

# CPPP Newsletter

May 2021



सत्यमेव जयते

<https://eprocure.gov.in>

National Informatics Centre  
A-Block, CGO Complex  
Lodhi Road, Delhi-110 003  
[cppp-nic@nic.in](mailto:cppp-nic@nic.in)

Procurement Policy Division  
Department of Expenditure  
Ministry of Finance  
North Block New Delhi  
[cppp-doe@nic.in](mailto:cppp-doe@nic.in)

Centralized 24 X 7  
Telephonic Help Desk &  
eMail Support  
0120-4200462  
0120-4001002  
[support-eproc@nic.in](mailto:support-eproc@nic.in)

In the month of May 2021 approximately  
**88,638 tenders** were processed worth  
around **₹ 1.25 Lakh Crores.**

**Central Public Procurement Portal (CPPP)** of Government of India is operational since 2012. It hosts the Government eProcurement System (GePNIC<sup>®</sup>) developed by National Informatics Centre in close coordination with Department of Expenditure, Ministry of Finance. CPPP provides a single point access to all the tendering information on various procurements made across the country.

#### It facilitates :

**ePublishing** - Publishing of tender enquiries, corrigendum & award of contract details.

**XML** - Facilitates publishing of tender comprehensive information of other eProcurement system

**eProcurement** - Facilitated through – GePNIC<sup>®</sup> implemented in 600 around Central Government Ministries/ Departments and Public Sector Units, it is also being rolled out across India in 30 State Government /Union Territories.

**# Total Tenders**  
**71.95 Lakhs**

**Value of Tenders**  
**₹ 99.43 Lakh Crores**

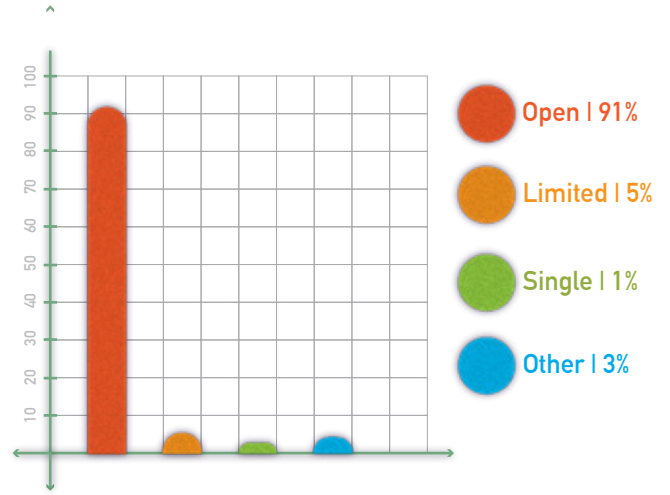


सत्यमेव जयते

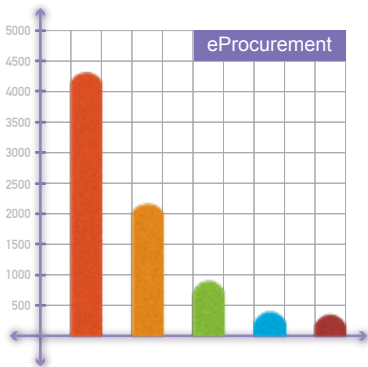
<https://eprocure.gov.in>

May 2021

## Percentage share of Tender Category / Percentage share of Tender Type



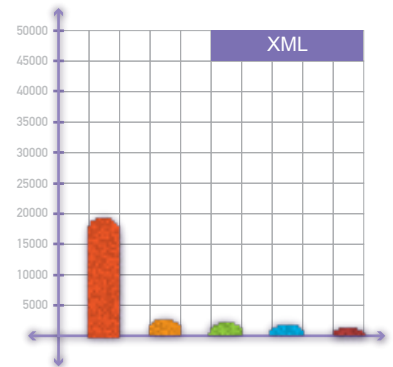
## Top five eProcurement / ePublishing / XML entities for this month



- MES | 4,331
- IHQ of MoD (Army)-(OSCC) | 2,103
- NTPC Limited | 824
- BSNL | 394
- IHQ of MOD (Navy) | 388



- Shipping Corporation of India Limited | 256
- MPPGCL | 237
- Western Coalfields Limited | 227
- Department of Defence Production | 213
- Indian Air Force | 189



- Ministry of Railways | 18,955
- CPWD | 1,332
- HPCL | 917
- BPCL | 700
- Directorate of Purchase & Stores, DAE | 455



सत्यमेव जयते

<https://eprocure.gov.in>

May 2021

## Glimpse of Major Workshop During this Month

Training on “QCBS Tender” for the officials of Port Blair Smart Projects Limited.

Half day training on eProcurement organized for Central Academy for Police Training, Bhopal. Around 60 officials attended the training.

Full day training for the officials of various Organisation under Department of Atomic Energy. 150 plus officials attended the training.

Half day training on preparation of multicurrency template and configuring Global Tender specially for vaccine related global tenders for state coordinator and support professionals. Around 80 participants attended the training.

One web learning training session on QCBS process for state coordinator and support professionals.

Half day Training on eAuction Organized by Arun Jaitley National Institute of Financial Management, 60 participants attended the training.

Two half day training on eProcurement organized by Arun Jaitley National Institute of Financial Management. Around 200 participants attended the training.

### Online Portal for Lodging Grievances for alleged violation of PPP-MII Orders-2017

Department for Promotion of Industry and Internal Trade (DPIIT) has launched an online portal to enable entities like suppliers/bidders participating in Government procurement to lodge grievances for alleged violation of the PPP-MII Order, 2017. The portal is available at url:

<https://pmiig.dipp.gov.in>



सत्यमेव जयते

<https://eprocure.gov.in>

May 2021

## Monthly Statistics and Support / Assistance (<https://eprocure.gov.in>)

# SMS Sent	15,86,765
# Mails Sent	22,96,282
# PMU Mail	1,438
# Tender	88,638
# Value of Tenders	₹ 1,25,043.62 Cr.
Award of Contract (AoC)	23,656
No. of Payments done through online	1,34,026
Value of payment done through online	₹ 665.46 Cr.
# Visitors this month	89,938
# Department Users up to the month	3,75,646
# Bidders/ Contractors up to the month	3,80,000

Daily Web Learning ( <a href="https://eprocure.gov.in">eprocure.gov.in</a> )	Mon – Fri (2.30- 4.30 PM) <a href="http://webcon.nic.in/">http://webcon.nic.in/</a>
Centralized 24 X 7 Telephonic Help Desk & eMail Support	0120-4200462 0120-4001002 0120-4001005 <a href="mailto:support-eproc@nic.in">support-eproc@nic.in</a>
# Calls attended by helpdesk	25,746
# Mails handled by helpdesk	3,391
# Tender Cum Auction	390
# People who attended Web Learning	140

### Joined this month

- Variable Energy Cyclotron Centre - **Department of Atomic Energy**
- Central Institute of Psychiatry - **Ministry of Health and Family Welfare**
- Joint Electricity Regulatory Commission - **Ministry of Power**
- MyGov - **Ministry of Electronics and Information Technology**

### Procuring entities floated first tender in this month

- **National Commission for Minorities**
- **Lanco Teesta Hydro Power Limited**



सत्यमेव जयते

<https://eprocure.gov.in>

## Major Users

May 2021



VOCPT, AIISH. Damodar Valley Corporation, AAICLAS, Hindustan Copper Limited, Ircon International, DDA, RCFL, BSNL, NTPC Limited, AAI, NHPC Limited, EIL, NALCO, MIDHANI, BEL, Vizag Port Trust, MNGL, RGPPL, SDMC, Goa Industrial Development Corporation, MPMRCL, POSOCO, PDIL, IOCL, CMRL, GSL, HSL, National Fertilizers Limited, Numaligarh Refinery, NHAI, FACL, REIL, THDC, DMRC, NHDC Ltd. HSCL, MTNL, Chennai Port Trust, Mumbai Port Trust, STC, NHIDC, BCPL, ALIMCO, Bridge and Roof, ITDC, Dr. Ram Manohar Lohia Hospital, Talcher Fertilizers Limited, Telecommunications Consultants India Limited, NHSRCL, Ministry of Culture.

Department of Posts, ASI, Assam Rifles, BRO, BSF, Dir. Gen. Defence Estates(HQ), DARE, Indian Army, Indian Air Force, Indian Navy, ITBP, CISF, NDRF, Delhi Police, Indian Coast Guard, NSG, SSB, Ministry of Road Transport and Highways, CRPF, Department of Revenue, IDS, DeitY, Ministry of Shipping, NIRM, PCIMH, NIFT, CBFC, IIE, MSME Technology Centre, RRU, Department of Atomic Energy, LBSNAA, NIOS, NGMA, Railway Board, ICMR, CWC, Labour Bureau, National Pension System Trust, EPFO, ESIC, AIIMS - New Delhi, Jodhpur, Raipur, Nagpur, Rishikesh, IIT- Delhi, Indore, Kanpur, Mandi, BHU Varanasi, Ropar IIM - Ahmedabad, Indore, Lucknow, IISER - Kolkata, Mohali, Pune, NIT - Calicut, Durgapur, Hamirpur, IWAI, National Council of Science Museums, JNU, JNPT, Film and Television Institute of India, IEST Shibpur, VMMC and Safdarjung Hospital, Jamia Millia Islamia, National Institute of Ocean Technology, IGNOU, MES, FCI, DRDO, GSI, Development Commissioner (MSME) Directorate General Health Services - MHFW, Madras Fertilizers, ITPO, DMS.



सत्यमेव जयते

<https://eprocure.gov.in>

# NIC eProcurement (GePNIC<sup>®</sup>) Tender Statistics for the Month of May 2021

May 2021

S.No.	State   Organization	Current Financial Year - 2021-22						Financial Year 2007-08 onwards to 2020-21		Cumulative Tenders		Bid Awards 2021-22 Up to the Month	
		During May 2021		Previous Month April 2021		Upto the Month 2021-22		No.	Value (In Rs. Cr.)	No.	Value (In Rs. Cr.)	No.	Value (In Rs. Cr.)
		No.	Value (In Rs. Cr.)	No.	Value (In Rs. Cr.)	No.	Value (In Rs. Cr.)						
	Central Public Procurement Portal	13277	56381.55	12291	24339.18	25568	80720.73	1166550	4137855.08	1192118	4218575.81	5490	29213.65
	<b>States</b>												
1	Maharashtra	20136	7932.97	15900	10869.69	36036	18802.65	1107447	616564.56	1143483	635367.21	13228	6896.70
2	Uttar Pradesh	10033	9554.23	9956	5718.28	19989	15272.51	847235	961157.45	867224	976429.97	3131	4629.90
3	Jammu & Kashmir	6342	2644.49	5669	1491.87	12011	4136.36	223694	106278.33	235705	110414.69	38	10.41
4	Rajasthan	4935	5871.85	5051	6077.63	9986	11949.48	373174	656996.03	383160	668945.51	275	495.26
5	Punjab PWD	4502	1481.75	3138	1662.89	7640	3144.65	121492	76002.19	129132	79146.83	2962	2402.53
6	Haryana	3826	4113.64	4437	2806.34	8263	6919.97	213049	131381.24	221312	138301.22	4067	1962.53
7	Madhya Pradesh	3692	6723.11	3910	5643.75	7602	12366.87	148959	253080.84	156561	265447.71	2559	2304.10
8	Odisha	3385	2065.72	2849	3716.13	6234	5781.85	330763	282491.37	336997	288273.22	3232	2532.72
9	West Bengal	2852	2297.03	236	144.45	3088	2441.47	596655	304981.26	599743	307422.74	2237	883.85
10	Kerala	2825	1479.85	1524	1063.83	4349	2543.69	561844	223583.80	566193	226127.49	3100	3553.04
11	Tamil Nadu	1646	2000.35	457	177.38	2103	2177.73	224247	212632.44	226350	214810.17	160	100.45
12	Tripura	1171	797.44	1024	1340.54	2195	2137.97	16542	14895.73	18737	17033.71	816	287.07
13	Himachal Pradesh	1113	916.08	1282	1542.52	2395	2458.60	64935	44078.43	67330	46537.04	595	214.22
14	NCT of Delhi	802	327.48	769	409.77	1571	737.25	248852	118386.51	250423	119123.76	72	16.47
15	Uttarakhand	593	684.42	903	1772.46	1496	2456.88	35096	75781.04	36592	78237.92	65	204.67
16	Chandigarh UT	569	173.16	456	170.20	1025	343.35	70544	21106.36	71569	21449.71	271	493.85
17	Ladakh	512	576.63	506	273.10	1018	849.73	6876	5517.74	7894	6367.47	106	32.70
18	Jharkhand	394	199.44	649	493.67	1043	693.11	60758	264893.70	61801	265586.81	25	97.25
19	Assam	219	495.04	19	80.65	238	575.69	31671	111069.36	31909	111645.05	273	752.39
20	Puducherry	115	15.65	7	44.00	122	59.65	7573	3308.08	7695	3367.74	33	4.75
21	Andaman	112	12.96	208	35.21	320	48.17	3239	6366.07	3559	6414.24	18	1.57
22	Daman and Diu	68	391.65	75	25.87	143	417.52	1373	3653.93	1516	4071.45	5	14.31
23	Dadra & Nagar Haveli	57	102.48	57	45.47	114	147.96	5037	8553.79	5151	8701.75	18	5.66
24	Manipur	27	47.67	18	108.49	45	156.16	1398	22229.78	1443	22385.94	13	194.14
25	Lakshadweep	9	1.63	3	2.00	12	3.63	1396	897.92	1408	901.55	0	0.00
26	Meghalaya	5	54.49	6	23.28	11	77.77	575	6071.07	586	6148.84	2	29.65
27	Arunachal Pradesh	5	153.15	5	130.49	10	283.64	347	6666.42	357	6950.06	3	40.85
28	Nagaland	2	0.60	4	62.11	6	62.71	323	2089.20	329	2151.91	6	7.44
29	Mizoram	1	0.00	3	110.73	4	110.73	246	1133.70	250	1244.43	0	0.00
30	Sikkim	1	0.00	2	25.22	3	25.22	468	3685.34	471	3710.57	0	0.00
	<b>Total</b>	<b>69949</b>	<b>51114.95</b>	<b>59123</b>	<b>46068.03</b>	<b>129072</b>	<b>97182.98</b>	<b>5305808</b>	<b>4545533.71</b>	<b>5434880</b>	<b>4642716.69</b>	<b>37310</b>	<b>28168.51</b>
	<b>Others</b>												
1	Coal India Ltd.	2424	6900.67	1641	9638.94	4065	16539.60	219687	343457.81	223752	359997.42	2773	6941.60
2	PMGSY	1276	5273.01	803	2499.34	2079	7772.35	169419	449915.39	171498	457687.74	629	2750.46
3	Indian Oil Corp Ltd.	1095	4862.81	1044	4197.88	2139	9060.69	136988	240720.83	139127	249781.52	1195	736.62
4	Bharat Heavy Electricals Ltd.	348	372.20	436	622.85	784	995.05	2973	2064.58	37 57	3059.64	24	8.03
5	Defence PSU	212	138.44	236	109.35	448	247.79	21221	11267.65	21669	11515.44	57	15.30
6	Chennai Petroleum Corp Ltd.	57	0.00	84	0.00	141	0.00	8038	13.93	8179	13.93	42	6.12
	<b>Total</b>	<b>88638</b>	<b>125043.62</b>	<b>75658</b>	<b>87475.57</b>	<b>164296</b>	<b>212519.19</b>	<b>7030684</b>	<b>9730828.99</b>	<b>7194980</b>	<b>9943348.18</b>	<b>47520</b>	<b>74283.01</b>

Serial No. 5 Defence PSU comprises of Goa Shipyard Limited, Hindustan Shipyard Limited, Mishra Dhatu Nigam Limited, Mazagon Dock Limited, Bharat Electronics Limited, Garden Reach Ship Builders and Engineers Limited.