



<http://eprocure.gov.in>

**NIC** एन आई सी  
National  
Informatics  
Centre

**GePNIC**  
Simplified Procurement

# CPPP NEWSLETTER



## March 2022

Central Public Procurement Portal (CPPP) of Government of India is operational since 2012. It hosts the Government eProcurement System (GePNIC®) developed by National Informatics Centre in close coordination with Department of Expenditure, Ministry of Finance. CPPP provides a single point access to all the tendering information on various procurements made across the country.

### It facilitates :

ePublishing - Publishing of tender enquiries, corrigendum & award of contract details.

XML - Facilitates publishing of tender comprehensive information of other eProcurement system.

eProcurement - Facilitated through - GePNIC® implemented in 679 around Central Government Ministries / Departments and Public Sector Units, it is also being rolled out across India in 31 State Government / Union Territories.

In March 2022

#### # Tenders :

1.33 Lakh tenders

#### # Value of Tenders :

₹ 2.52 Lakh Crores

Cumulative Tenders

#### # Tenders :

84.55 Lakhs

#### # Value of Tenders :

₹ 118 Lakh Crores

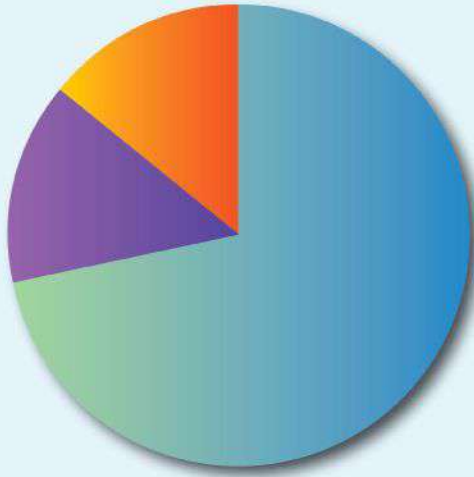
📍 National Informatics Centre  
A-Block, CGO Complex  
Lodhi Road, Delhi - 110003  
[cphp-nic@nic.in](mailto:cphp-nic@nic.in)

Procurement Policy Division  
Department of Expenditure  
Ministry of Finance  
North Block New Delhi  
[cphp-doe@nic.in](mailto:cphp-doe@nic.in)

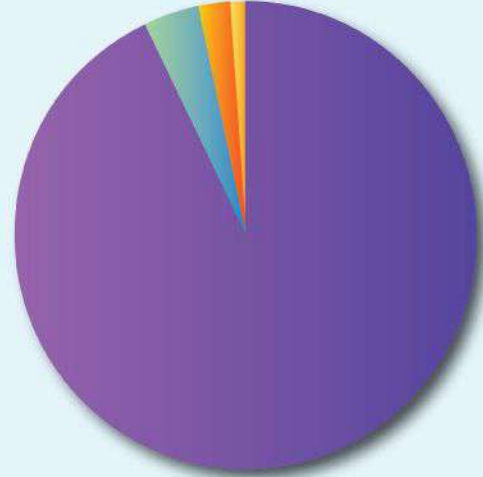
Centralized 24 X 7  
Telephonic Help Desk & eMail  
Support  
0120-4200462 | 0120-4001002  
[support-eproc@nic.in](mailto:support-eproc@nic.in)

## Percentage share of Tender Category / Tender Type

### Tender Category

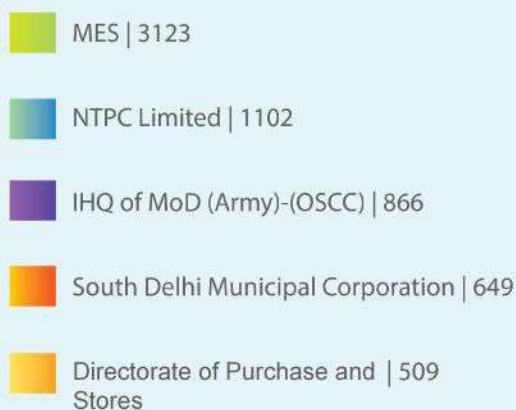


### Tender Type

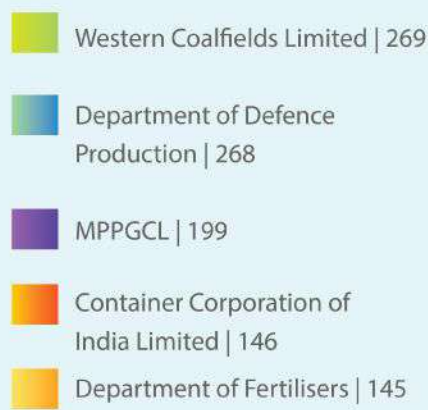


## Top Five eProcurement / ePublishing / XML Entities during this month

eProcurement



ePublishing



XML





## Monthly Statistics and Support / Assistance (<https://eprocure.gov.in>)

# SMS Sent	23,88,562
# Mails Sent	30,36,881
# PMU Mail	1,745
# Tender	1,33,716
# Value of Tenders	₹ 2,52,477.4 Cr.
Award of Contract (AoC)	43,639
No. of Payments done through online	1,78,280
Value of payment done through online	₹ 1850.29 Cr.
# Visitors this month	1,87,699
# Department Users up to the month	4,25,679
# Bidders/ Contractors up to the month	3,90,000

Daily Web Learning ( <a href="https://eprocure.gov.in">eprocure.gov.in</a> )	Mon – Fri (2.30 - 4.30 PM) <a href="http://webcon.nic.in/">http://webcon.nic.in/</a>
eAuction	Wed (2.00 - 5.30 PM)
Centralized 24 X 7 Telephonic Help Desk & eMail Support	0120-4200462 0120-4001002 0120-4001005 <a href="mailto:support-eproc@nic.in">support-eproc@nic.in</a>
# Calls attended by helpdesk	31,487
# Mails handled by helpdesk	3,955
# Tender Cum Auction	929
# People who attended Web Learning	85

## HIGHLIGHTS

In the august presence of DG, NIC, the Chairman of Coal India launched 'Bidder Registration' under the Coal eAuction portal, developed by NIC, in association with Central Mine Planning and Design Institute Ltd and Coal India Limited.

This is a part of the proposed single window eAuction portal for Coal Auction for all sectors. Around 20,000 bidders are expected to register soon.



## Glimpse of Major Workshop During this Month

Two Half Day Training Session for Public Works Department on eProcurement at GOA Total 138 officials has attended the training .

One day training cum workshop for J&K Ladakh and Finance Corporation Officials on e-Procurement at Jammu. Training was attended by 10 officials.

One-day training for Jammu Smart City Limited Officials on e-Procurement at Jammu.

One day training for J&K Ladakh and Finance Corporation Officials on e-Procurement at Jammu. 10 officials attended the training.

Half day training on QCBS process flow for the officials of WAPCOS Limited, GAIL (India) Limited, and National High Speed Rail Corporation Limited. Training was attended by 20 plus participants.

Two half day training on Tender cum Auction process for the officials of Food Corporation of India, GAIL (India) Limited. Around 40 participants attended the training.

Two half day training on eProcurement organized by Institute of Secretariat Training and Management. Around 125 officials attended the training.

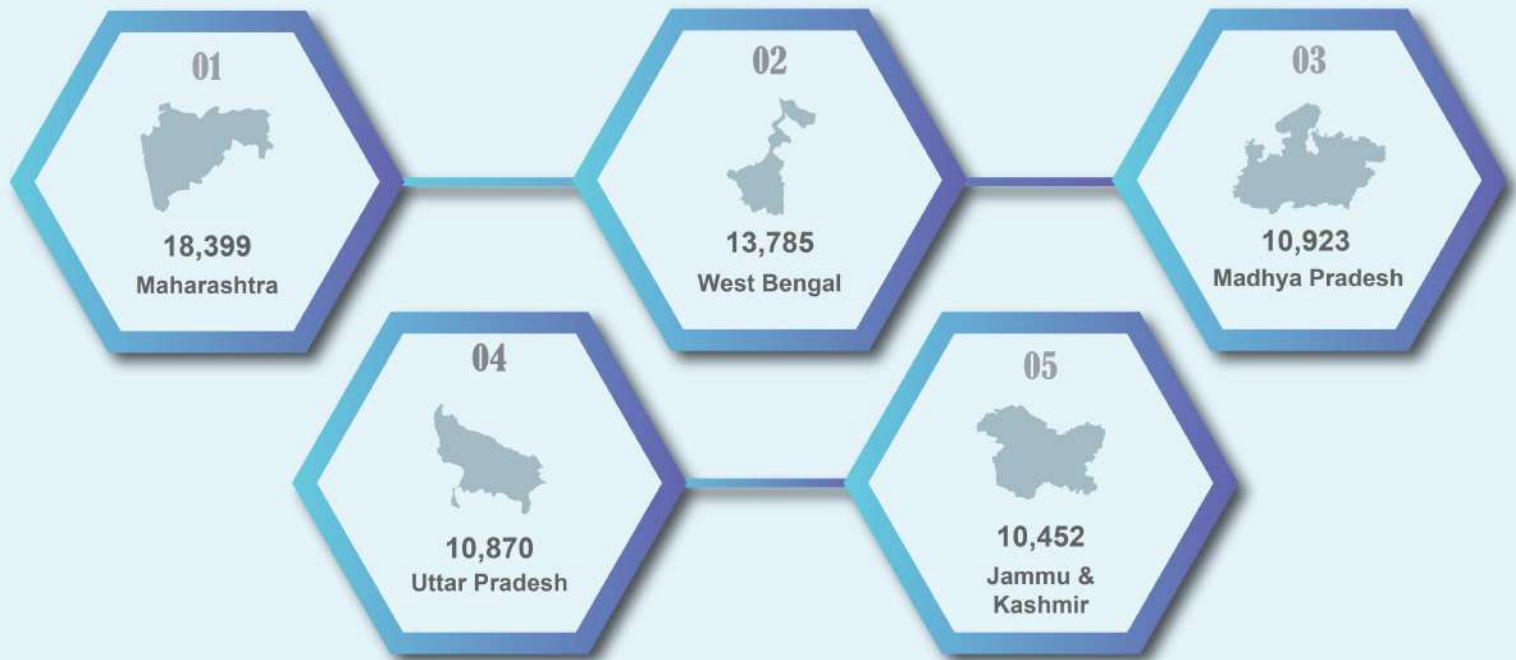
As part of MDP, "Training on Public Procurement" organised by DoE, Min of Finance at Arun Jaitley National Institute of Financial Management, Faridabad, 2 trainings were conducted during the month March 2022. Around 143 officials attended the training.

Three Days Training on e-Procurement conducted for Nagaland Health Project (NHP), Department of Health & Family Welfare Nagaland from 21st - 23rd March 2022 at NHP Conference Hall, Kohima. Altogether 8 participants attended the training. The participants were given hands-on training on Tender Creation, Publishing, Technical Bid Opening, Creation and Publishing of Corrigendum.

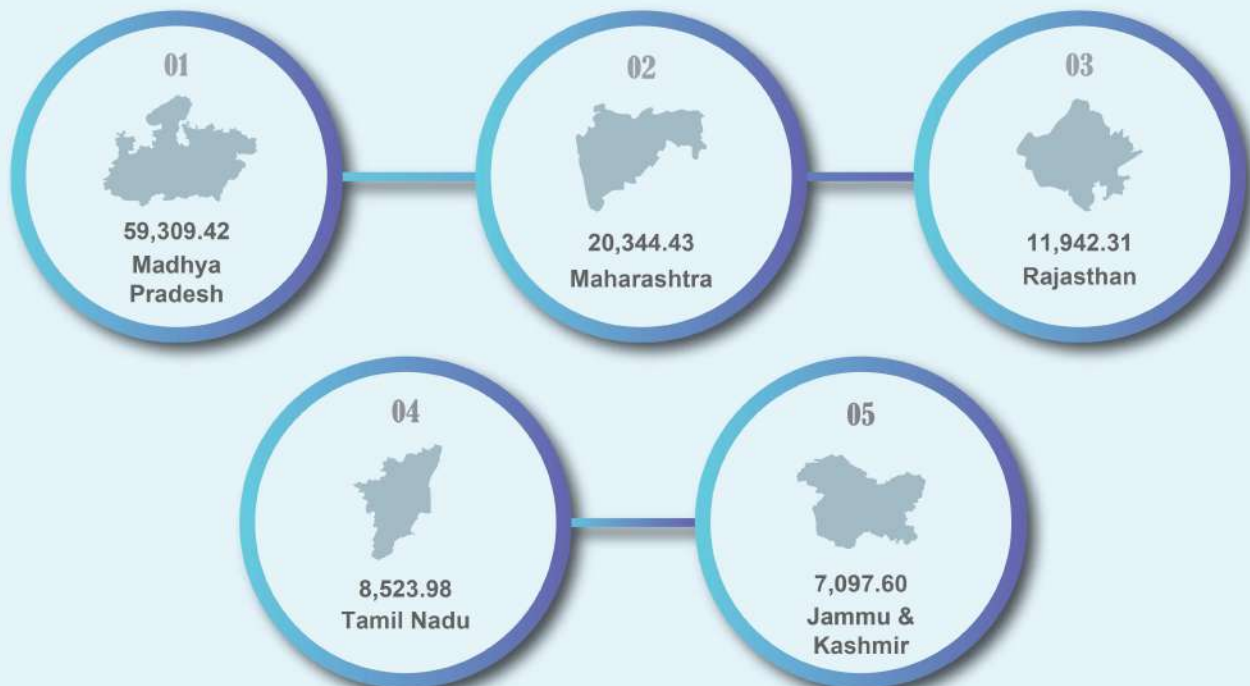




## Top 5 States / UTs | Tender Count Wise during this month



## Top 5 States / UTs | Value of Tenders Wise during this month



सबका साथ  
सबका विकास  
सबका विश्वास  
सबका प्रयास



## NIC eProcurement (GePNIC®) Tender Statistics for the Month of March - 2022

NIC eProcurement (GePNIC) Tender Statistics for the Month of March - 2022

Sl. No.	State/Organization	Current Financial Year - 2021-22						Cumulative Tenders since inception		Bid Awards 2021-22 Up to the Month	
		During the Month (March 2022)		Previous Month (February 2022)		Up to the month 2021-22					
		No.	Value (Rs. in crores)	No.	Value (Rs. in crores)	No.	Value (Rs. in crores)	No.	Value (Rs. in crores)	No.	Contract Value (Rs. in
A Central Public Procurement Portal											
1	Central Govt Organisation	5,319	54,505	4,939	28,031	54,977	3,31,122	10,13,334	34,58,202	8,628	1,16,359
2	Central CPSEs	4,086	22,529	4,231	27,800	38,128	3,61,442	1,10,358	13,03,349	4,380	32,997
3	Defence Establishments	5,453	4,028	6,776	5,977	87,314	52,013	1,74,656	1,05,302	34,227	18,994
4	Pradhan Mantri Gram Sadak Yojana	560	2,219	463	1,336	10,590	40,855	1,80,009	4,90,771	2,593	10,242
	SUB TOTAL (A)	15,418	83,281	16,409	63,144	1,91,009	7,85,432	14,78,357	53,57,623	49,828	1,78,591
B Major Central Public Sector Enterprises & Defence PSUs											
1	Coal India Limited	4,836	10,825	5,011	5,140	38,001	1,23,048	2,57,688	4,66,506	20,524	1,03,263
2	Bharat Heavy Electricals Limited	1,609	912	1,257	609	7,267	6,476	10,240	8,541	226	928
3	Indian Oil Corp Ltd	1,300	6,775	1,241	5,970	15,184	64,556	1,52,172	3,05,277	6,787	23,759
3	NTPC	1,206	569	1,295	18,175	13,238	96,494	61,859	1,12,073	732	1,907
4	Defence PSUs #	346	943	350	124	3,789	3,052	25,010	14,320	200	326
5	Chennai Petroleum Corp Ltd	45	0	51	0	498	355	8,536	369	241	1,419
	SUB TOTAL (B)	9,342	20,024	9,205	30,019	77,977	2,93,982	5,15,505	9,07,086	28,710	1,31,602
# Comprises of Goa Shipyard Ltd,Hindustan Shipyard Ltd,Mishra Dhatu Nigam Ltd,Mazagon Dock Ltd,Bharat Electronics Ltd, Garden Reach Ship Builders and Engineers Ltd.											

....Continued





## NIC eProcurement (GePNIC®) Tender Statistics for the Month of March - 2022

NIC eProcurement (GePNIC) Tender Statistics for the Month of March - 2022											
Sl. No.	State/Organization	Current Financial Year - 2021-22						Cumulative Tenders since inception		Bid Awards 2021-22 Up to the Month	
		During the Month (March 2022)		Previous Month (February 2022)		Up to the month 2021-22					
		No.	Value (Rs. in crores)	No.	Value (Rs. in crores)	No.	Value (Rs. in crores)	No.	Value (Rs. in crores)	No.	Contract Value (Rs. in crores)
C) States & Union Territories											
1	Maharashtra	18,399	20,344	18,689	34,962	1,83,964	1,62,044	12,91,411	7,78,608	87,342	1,60,00,926
2	West Bengal	13,785	3,856	10,289	4,323	96,602	37,053	6,93,257	3,42,034	43,989	35,86,755
3	Madhya Pradesh	10,923	59,309	6,830	20,941	65,461	1,65,386	2,14,420	4,18,467	28,394	47,437
4	Uttar Pradesh	10,870	4,060	1,966	2,253	1,95,048	1,45,431	10,42,283	11,06,589	31,345	20,230
5	Jammu & Kashmir	10,452	7,098	13,775	2,420	1,45,594	48,899	3,69,288	1,55,178	661	93
6	Kerala	9,211	5,163	10,594	6,715	93,324	38,642	6,55,168	2,62,226	49,319	30,008
7	Rajasthan	8,949	11,942	7,302	12,423	83,208	1,18,167	4,56,382	7,75,163	2,796	7,625
8	Haryana	6,178	3,724	4,820	3,815	58,706	49,020	2,71,755	1,80,401	26,097	29,473
9	Tamil Nadu	4,591	8,524	1,846	4,597	28,896	42,622	2,53,143	2,55,254	3,447	9,935
10	NCT of Delhi	3,716	2,694	3,213	2,625	26,002	25,599	2,74,854	1,43,986	835	1,097
11	Himachal Pradesh	2,467	2,076	1,811	1,204	18,731	13,749	83,666	57,827	4,829	4,236
12	Punjab	1,982	1,092	299	36	52,127	25,806	1,73,619	1,01,809	22,571	49,749
13	Odisha	1,778	4,015	290	3,523	44,065	50,001	3,74,828	3,32,492	10,178	10,314
14	Jharkhand	1,080	5,797	1,202	5,079	12,154	44,070	72,912	3,08,964	305	3,935
15	Uttarakhand	862	916	111	49	12,256	21,015	47,352	96,796	451	1,027
16	Tripura	844	688	671	519	10,010	7,335	26,552	22,231	6,991	3,802
17	Chandigarh UT	678	672	659	437	7,011	3,001	77,555	24,108	1,258	867
18	Assam	641	4,659	653	8,367	4,521	28,447	36,192	1,39,516	2,428	10,197
19	Puducherry	403	88	281	95	1,913	812	9,486	4,120	700	285
20	Ladakh	341	194	408	141	7,341	4,194	14,217	9,712	821	227
21	Goa	271	419	8	13	3,218	3,876	3,541	5,965	394	292
22	Andaman	256	77	122	12	2,594	757	5,833	7,123	305	40
23	Arunachal Pradesh	103	190	18	98	246	1,385	593	8,052	41	258
24	Lakshadweep	46	299	34	31	301	390	1,697	1,288	1	0
25	Daman and Diu	39	297	29	145	678	3,157	2,051	6,811	157	953
26	Dadra and Nagar Haveli	24	181	40	138	589	2,417	5,626	10,970	83	195
27	Manipur	24	247	1	15	479	3,794	1,877	26,024	52	2,701
28	Nagaland	21	218	7	14	86	376	409	2,466	16	16
29	Meghalaya	15	315	2	1	72	600	647	6,671	26	250
30	Sikkim	6	7	7	5	63	814	531	4,500	2	2
31	Mizoram	1	10	1	0	30	139	276	1,273	1	0
	SUB TOTAL (C )	1,08,956	1,49,172	85,978	1,14,997	11,55,290	10,48,999	64,61,421	55,96,622	3,25,835	1,98,22,925
GRAND TOTAL		1,33,716	2,52,477	1,11,592	2,08,160	14,24,276	21,28,413	84,55,283	1,18,61,331	4,04,373	2,01,33,119