

CPPP



NIC
National Informatics Centre

GePNIC
Simplified Procurement

Newsletter

December 2022

Central Public Procurement Portal (CPPP) of Government of India is operational since 2012. It hosts the Government eProcurement System (GePNIC®) developed by National Informatics Centre in close coordination with Department of Expenditure, Ministry of Finance. CPPP provides a single point access to all the tendering information on various procurements made across the country.

It facilitates :

ePublishing - Publishing of tender enquiries, corrigendum & award of contract details.

XML - Facilitates publishing of tender comprehensive information of other eProcurement system.

eProcurement - Facilitated through - GePNIC® implemented in 709 around Central Government Ministries / Departments and Public Sector Units, it is also being rolled out across India in 31 State Government /Union Territories.



Happy New Year

Tenders
1.62 Lakh

Tenders
97.15 Lakh

Value of Tenders
₹ 2.93 Lakh Cr.

Value of Tenders
₹ 144.51 Lakh Cr.

In December 2022

Cumulative Tenders

Department Users up to the month
4.64 Lakhs

Bidders / CONTR. up to the month
4 Lakhs

In December 2022


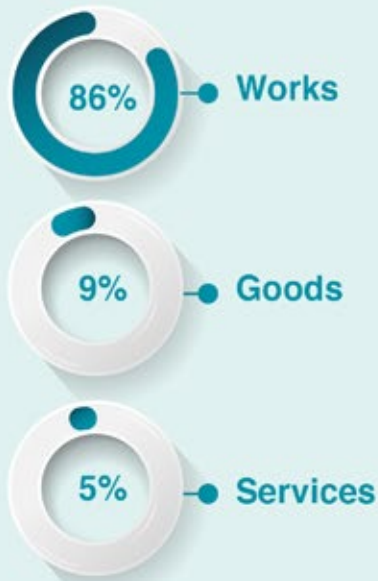
National Informatics Centre
A-Block, CGO Complex
Lodhi Road, Delhi - 110003
cppp-nic@nic.in

Procurement Policy Division
Department of Expenditure
Ministry of Finance
North Block New Delhi
cppp-doe@nic.in

Centralized 24 X 7 Telephonic
Help Desk & Email Support
0120-4200462 | 0120-4001002
support-eproc@nic.in

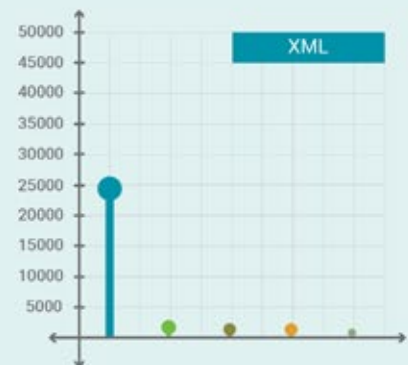
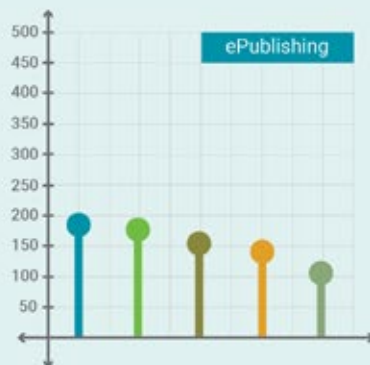
Percentage share of Tender Category / Tender Type

Tender Category



Tender Type

eProcurement / ePublishing / XML Entities during this month



- Military Engineering Services | 3733
- IHQ of MoD (Army)- (OSCC) | 1849
- NTPC Limited | 775
- Directorate of Purchase and Stores | 746
- Bharat Sanchar Nigam Limited | 738

- Western Coalfields Limited | 202
- MPPGCL | 189
- Department of Defence Production | 163
- Container Corporation of India Limited | 155
- Indian Railway Catering and Tourism Corpn Limited | 129

- Ministry of Railways | 25616
- CPWD | 2395
- BPCL | 920
- HPCL | 468
- State Bank of India | 366

Monthly Statistics

SMS alert	26,01,565	Support Calls	36,725
Mails alert	34,41,329	Support Mails	4,777
# Tender Cum Auction	899	# People who attended Web Learning	78
# Tender	1,61,864	Award of Contract (AoC)	48,046
# Value of Tenders	₹ 2,92,902 Cr.	# Visitors this month	1,18,748
# Payments done through online	2,49,075	Value of payment done through online	₹ 2,285.53 Cr.

Support / Assistance (<https://eprocure.gov.in>)

Daily Web Learning
(<https://eprocure.gov.in/cppp/trainingdisp>)
eAuction

Mon – Fri
(2.30 - 4.30 pm)
Wed
(2.00 - 5.30 pm)

Centralized 24 X 7
Telephonic Help Desk
& eMail Support

0120-4200462
0120-4001002
0120-4001005
support-eproc@nic.in

Highlights

Asian Development Bank (ADB) invited NIC to share the experience on GePNIC[®], driving National and International Procurement in the 8th Asia Pacific Public Electronic Procurement Network Conference held at ADB Headquarters, Manila, Philippines on 5-6 December 2022.



Glimpse of Major Workshop During this Month

CPPP Newsletter
December 2022

One day training on eProcurement for Maharashtra Right to Public Services Act on 5th Dec 2022. 11 department officers attended the training



One Day training on eProcurement and eAuction for the officials of CAG on 21st Dec 2022 at West Bengal.



One day training on 14th Dec 2022 on eProcurement for the officials of Health & Family Welfare Department, West Bengal. Around 17 officials attended the training.



One day training on eProcurement for the officials of AIIMS Guwahati on 27th Dec 2022 at AIIMS Guwahati, Changsari, Kamrup, Assam.



One day training on eProcurement for Mira-Bhayandar, Vasai-Virar Commissioner of Police, Maharashtra on 6th Dec 2022. 24 department officers attended the training.



One day training on eAuction for Directorate of Agriculture-Konkan Div Thane, Maharashtra on 9th Dec 2022. 10 department officers attended the training.



One day training on eProcurement for High Court Legal Services Committee Mumbai on 12th Dec 2022.



One day training on eProcurement for Maharashtra State Bharat Scouts and Guides on 14th Dec 2022. 35 department officers attended the training.



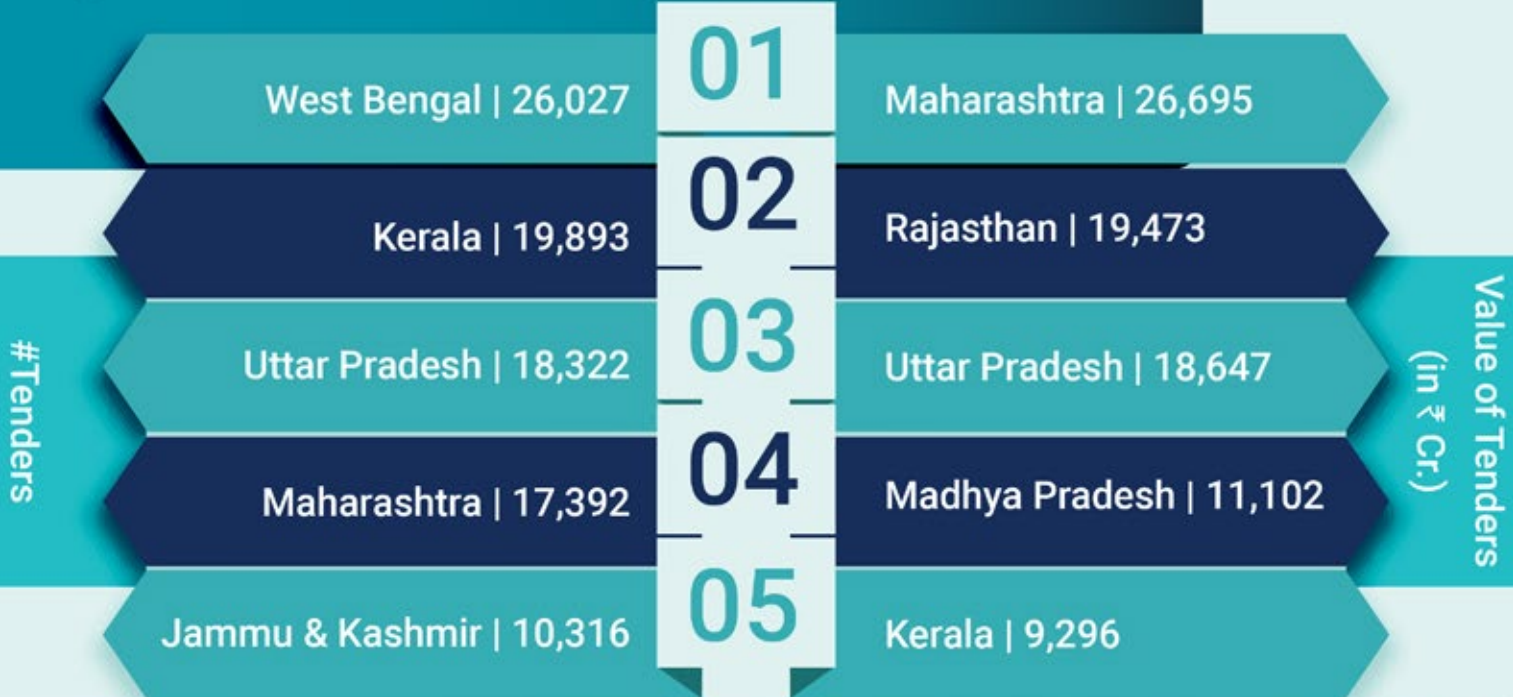
One day training on eAuction for City and Industrial Development Corporation Maharashtra on 22nd Dec 2022.



As part of MDP, "Training on Public Procurement Basic/Advanced" organised by DoE, Min of Finance at Arun Jaitley National Institute of Financial Management, Faridabad, Three trainings were conducted during the month December 2022. Around 160 officials attended the training.

Top 5 States/UTs for this month

CPPP Newsletter
December 2022



NIC eProcurement (GePNIC[®]) Tender Statistics for the Month of December - 2022

NIC eProcurement (GePNIC [®]) Tender Statistics for the Month of December - 2022											
Sl. No	State/Organization	Current Financial Year - 2022-23						Cumulative Tenders since inception		Bid Awards 2022-23 Up to the Month	
		During the Month (December 2022)		Previous Month (November 2022)		Up to the month 2022-23		No.	Value (Rs. in crores)	No.	Contract Value (Rs. in crores)
		No.	Value (Rs. in crores)	No.	Value (Rs. in crores)	No.	Value (Rs. in crores)				
A Central Public Procurement Portal											
1	Defence Establishments	6,667	4,572	6,304	4,225	61,133	44,617	2,35,789	1,49,920	22,879	17,120
2	Central Govt Organisation	5,619	62,657	5,583	97,139	49,199	3,59,622	10,62,533	38,17,823	5,766	1,26,979
3	Central CPSEs	3,342	61,900	2,967	64,278	29,010	5,73,845	1,39,368	18,77,194	5,064	67,311
4	Pradhan Mantri Gram Sadak Yojana	340	2,035	595	2,594	7,360	30,102	1,87,369	5,20,872	1,994	5,26,922
	SUB TOTAL	15,968	1,31,163	15,449	1,68,236	1,46,702	10,08,186	16,25,059	63,65,809	35,703	7,38,331
B Major Central Public Sector Enterprises & Defence PSUs											
1	Coal India Limited	2,625	10,596	2,891	13,536	25,394	1,01,029	2,83,082	5,67,535	19,189	1,12,693
2	Indian Oil Corp Ltd	1,291	4,949	1,392	4,012	10,926	54,246	1,63,098	3,59,523	4,657	18,565
3	Bharat Heavy Electricals Limited	883	419	941	756	10,790	7,286	21,030	15,827	286	523
4	NTPC	832	83	1,084	17,900	10,731	1,94,813	72,590	3,06,886	1,148	11,535
5	Defence PSUs #	254	87	250	144	2,361	1,834	27,371	16,153	160	205
6	Chennai Petroleum Corp Ltd	41	241	43	0	453	243	8,989	612	40	136
	SUB TOTAL	5,926	16,375	6,601	36,350	60,655	3,59,450	5,76,160	12,66,536	25,480	1,43,657
* Comprises of Goa Shipyard Ltd, Hindustan Shipyard Ltd, Mishra Dhatu Nigam Ltd, Mazagon Dock Ltd, Bharat Electronics Ltd, Garden Reach Ship Builders and Engineers Ltd.											

NIC eProcurement (GePNIC[®]) Tender Statistics for the Month of December - 2022

NIC eProcurement (GePNIC [®]) Tender Statistics for the Month of December - 2022											
Sl. No	State/Organization	Current Financial Year - 2022-23						Cumulative Tenders since inception		Bid Awards 2022-23 Up to the Month	
		During the Month (December 2022)		Previous Month (November 2022)		Up to the month 2022-23		No.	Value (Rs. in crores)	No.	Contract Value (Rs. in crores)
		No.	Value (Rs. in crores)	No.	Value (Rs. in crores)	No.	Value (Rs. in crores)				
C) States & Union Territories											
1	West Bengal	26,027	12,500	21,241	6,717	1,38,137	54,385	8,31,394	3,96,419	50,396	21,026
2	Kerala	19,893	9,296	23,007	4,891	94,454	42,708	7,49,622	3,04,934	41,552	1,41,20,955
3	Uttar Pradesh	18,322	18,647	28,524	21,631	1,62,477	2,59,530	12,04,760	13,66,118	27,200	11,709
4	Maharashtra	17,392	26,695	15,242	21,536	1,42,975	1,82,137	14,34,386	9,60,745	67,274	77,328
5	Jammu & Kashmir	10,316	4,536	15,342	4,296	1,49,190	43,297	5,18,478	1,98,475	401	458
6	Tamil Nadu	10,088	7,019	11,657	8,557	58,018	48,028	3,11,161	3,03,282	5,757	13,020
7	Rajasthan	8,066	19,473	7,488	22,073	77,012	1,65,321	5,33,394	9,40,484	2,952	8,332
8	Madhya Pradesh	6,812	11,102	5,656	25,181	51,355	1,48,818	2,65,775	5,67,285	28,023	2,18,992
9	Odisha	4,355	5,660	3,960	5,800	27,469	41,732	4,02,297	3,74,224	5,002	8,367
10	Haryana	4,247	6,068	3,343	5,449	41,001	42,088	3,12,756	2,22,490	19,299	21,52,761
11	Punjab	2,360	1,180	2,262	1,610	17,905	26,534	1,91,524	1,28,343	10,425	10,256
12	NCT of Delhi	2,324	1,048	1,129	342	20,014	12,343	2,94,868	1,56,329	889	659
13	Assam	2,102	5,777	982	5,517	6,970	46,831	43,162	1,86,348	2,189	17,995
14	Uttarakhand	1,826	3,305	1,735	2,209	13,669	15,454	61,021	1,12,249	779	1,586
15	Tripura	1,501	790	1,225	750	8,511	6,180	35,063	28,411	5,131	2,495
16	Jharkhand	1,311	7,392	1,060	9,166	8,891	38,350	81,803	3,47,313	191	2,325
17	Chandigarh UT	699	202	888	225	6,717	2,075	84,272	26,183	2,574	1,084
18	Ladakh	549	345	686	261	6,311	3,115	20,528	12,826	281	59
19	Himachal Pradesh	527	811	107	106	11,375	17,731	95,041	75,558	3,776	4,176
20	Andaman	416	154	394	138	3,116	966	8,949	8,089	319	34
21	Goa	409	302	415	427	2,995	2,645	6,536	8,610	978	1,326
22	Puducherry	167	164	218	71	1,670	1,462	11,156	5,582	945	387
23	Daman and Diu	61	209	53	102	403	1,433	2,454	8,243	52	47
24	Lakshadweep	55	162	45	145	459	2,124	2,156	3,412	17	10
25	Arunachal Pradesh	50	267	34	240	264	4,775	857	12,827	25	103
26	Dadra and Nagar Haveli	42	365	44	122	394	1,580	6,020	12,551	47	284
27	Manipur	24	615	22	1,514	188	5,146	2,065	31,170	19	493
28	Meghalaya	13	817	34	319	738	2,134	1,385	8,805	26	65
29	Mizoram	7	24	2	1	30	1,852	306	3,125	1	4
30	Sikkim	6	174	4	69	39	1,485	570	5,984	2	591
31	Nagaland	3	265	7	0	48	418	457	2,883	13	28
	Sub Total	1,39,970	1,45,363	1,46,806	1,49,465	10,52,795	12,22,676	75,14,216	68,19,298	2,76,535	1,66,76,955
	GRAND TOTAL	1,61,864	2,92,902	1,68,856	3,54,051	12,60,152	25,90,312	97,15,435	1,44,51,642	3,37,718	1,75,58,943