

CPPP Newsletter

April 2023



<https://eprocure.gov.in>



eProcurement Platform

Central Public Procurement Portal (CPPP) of Government of India is operational since 2012. It hosts the Government eProcurement System (GePNIC®) developed by National Informatics Centre in close coordination with Department of Expenditure, Ministry of Finance. CPPP provides a single point access to all the tendering information on various procurements made across the country.

It facilitates :

ePublishing - Publishing of tender enquiries, corrigendum & award of contract details.

XML - Facilitates publishing of tender comprehensive information of other eProcurement system

eProcurement - Facilitated through - GePNIC® implemented in around 700 + Central Government Ministries / Departments and Public Sector Units, it is also being rolled out across India in 31 State Government /Union Territories.

#Tenders
1.56 Lakh
#Value of Tender
₹2.05 Lakh Cr.

In April 2023

#Tenders
1.04 Cr
#Value of Tender
₹154.74 Lakh Cr.

Cumulative Since
Inception

#Depart Users
4.81 Lakhs
#Bidders/Contractors
6 Lakhs

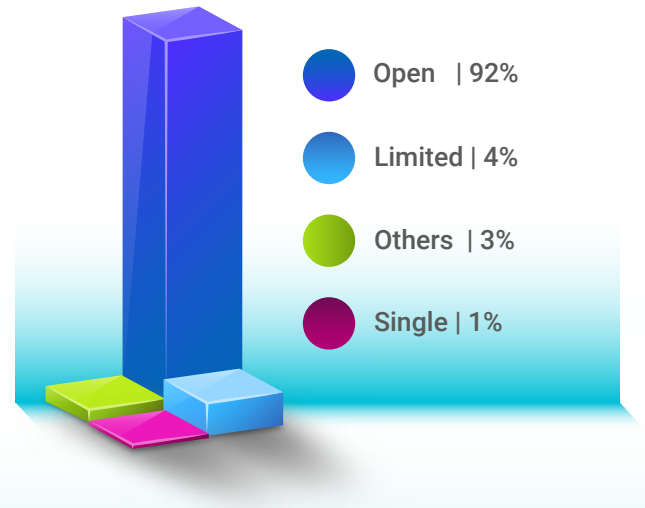
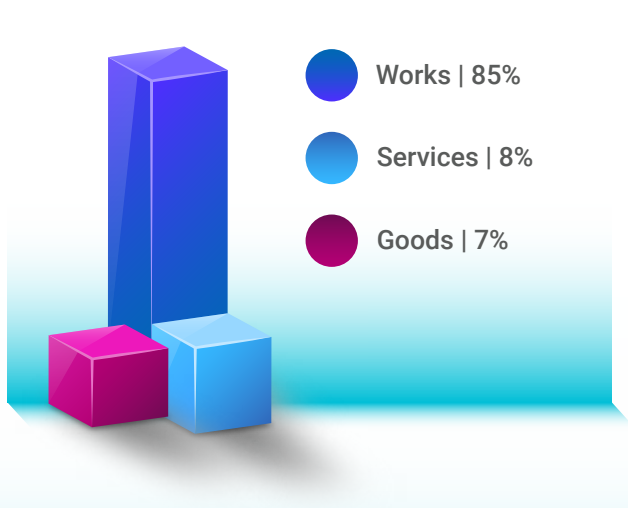
Since Inception

National Informatics
Centre, A-Block, CGO
Complex, Lodhi Road,
Delhi - 110 003
cphp-nic@nic.in

Procurement Policy
Division, Department of
Expenditure, Ministry of
Finance, North Block,
New Delhi
cphp-doe@nic.in

Centralized 24 X 7 Telephonic
Help Desk & eMail Support
0120-4200462 | 0120-4001002
support-eproc@nic.in


Percentage share of Tender Category / Tender Type for GePNIC[®]




Top five eProcurement / ePublishing / XML Entities for this Month for CPPP



eProcurement



ePublish



XML

- MES | 3,222
- IHQ of MoD (Army)-(OSCC) | 702
- NTPC Ltd | 698
- BSNL | 467
- Directorate of Purchase and Stores | 435

- MPPGCL | 232
- IRCTC Limited | 139
- Container Corporation of India Limited | 109
- Department of Fertilisers | 106
- Department of Defence Production | 104

- Ministry of Railways | 25,321
- CPWD | 1,895
- HPCL | 564
- BPCL | 284
- HAL | 241

Monthly Statistics and Support / Assistance

(<https://eprocure.gov.in>)

# SMS Sent	25,20,283
# Mails Sent	33,45,073
# Tender	1,56,479
# Value of Tenders	₹ 2,05,583.15Cr.
Award of Contract (AoC)	47,326
No. of Payments done through online	2,16,629
Value of payment done through online	₹ 2,068.19 Cr.
# Visitors this month	89,879
# Department Users up to the month	4,81,824
# Bidders/ Contractors up to the month	6,00,000

Daily Web Learning (eprocure.gov.in)	Mon – Fri (2.30- 4.30 PM) http://webcon.nic.in/
Centralized 24 X 7 Telephonic Help Desk & eMail Support	0120-4200462 0120-4001002 0120-4001005 support-eproc@nic.in
# Calls attended by helpdesk	21,057
# Mails handled by helpdesk	5,357
# Tender Cum Auction	711
# Web Learning Participants	98

Joined this month

Electronics Corporation of India Limited
Department of Atomic Energy

Indian Institute of Technology - Hyderabad
Ministry of Education

University Grants Commission
Ministry of Education

Jhabua Power Limited
Ministry of Power

National Institute of Technology Silchar
Ministry of Education

Indian Institute of Information Technology -
Sri City Chittoor
Ministry of Education

Procuring entities floated first tender in this month

Directorate General of Trade Remedies
Ministry of Commerce and Industry

Directorate Of Civil Aviation
Govt of Arunachal Pradesh

Indian Institute of Management - Sirmaur
Ministry of Education

Indian Institute of Technology(ISM) - Dhanbad
Ministry of Education

Malaviya National Institute of Technology - Jaipur
Ministry of Education

NTPC Green Energy Limited
Ministry of Power

Glimpse of Major Workshops during this month

One day training program on eProcurement organized by Social Welfare Department of Uttarakhand for all 13 District's District Social Welfare officers, Additional District Social Welfare Officers and Assistant District Social Welfare Officers at Uttarakhand Institute of Rural Development and Panchayati Raj (UIRDPR), Rudrapur. Total 82 officials were participated in this training session.



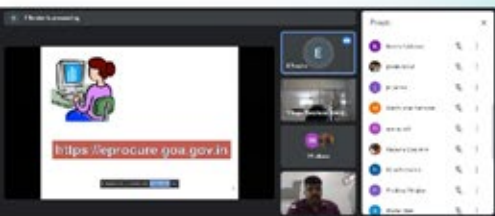
One day online training on eProcurement for various organizations such as Bharat Heavy Electricals Limited, Fishery Survey of India, Indian Institute of Information Technology Guwahati, Advanced Weapons and Equipment India, Indian Institute of Technology Hyderabad, Employees State Insurance Corporation, Indian Institute of Information Technology, Sri City, Chittoor and Indian Institute Of Management–Bangalore on 18th April 2023.



One day training on eProcurement for Panchayat Account Assistants and Inspector panchayats from the Rural Development Department of Jammu officials at JKIMPARD Jammu on 12th April 2023. Training was attended by 30 Officers.

Half day online training on eProcurement organised by Institute of Secretariat Training and Management (ISTM) on 19th April 2023, around 27 officials attended the training.

As part of MDP, "Training on Public Procurement Basic/Advanced" organised by DoE, Min of Finance at Arun Jaitley National Institute of Financial Management, Faridabad, Three trainings were conducted during the month April 2023. Around 160 officials attended the training.



One day online training for various Departments/Organizations Officials under Govt Of Goa at ITG, Altinho, Panaji, Goa on 4th April 2023. Total 38 officials has attended the training session.

One Day Training on eProcurement for the officials of Uttar Pradesh Housing and Development Board on 20th April 2023, Total 46 Assistant Engineers of Uttar Pradesh Housing and Development Board attended the training.



Highlight

Identity Verification Guidelines Issued by CCA regarding Escrow of Encryption Keys

As per Identity Verification Guidelines, published on the website of CCA, cca.gov.in, states CAs are required to escrow the encryption keys. This was effective from Jan 2021 onwards. The relevant section of IVG is below :

1.20 Encryption Certificate

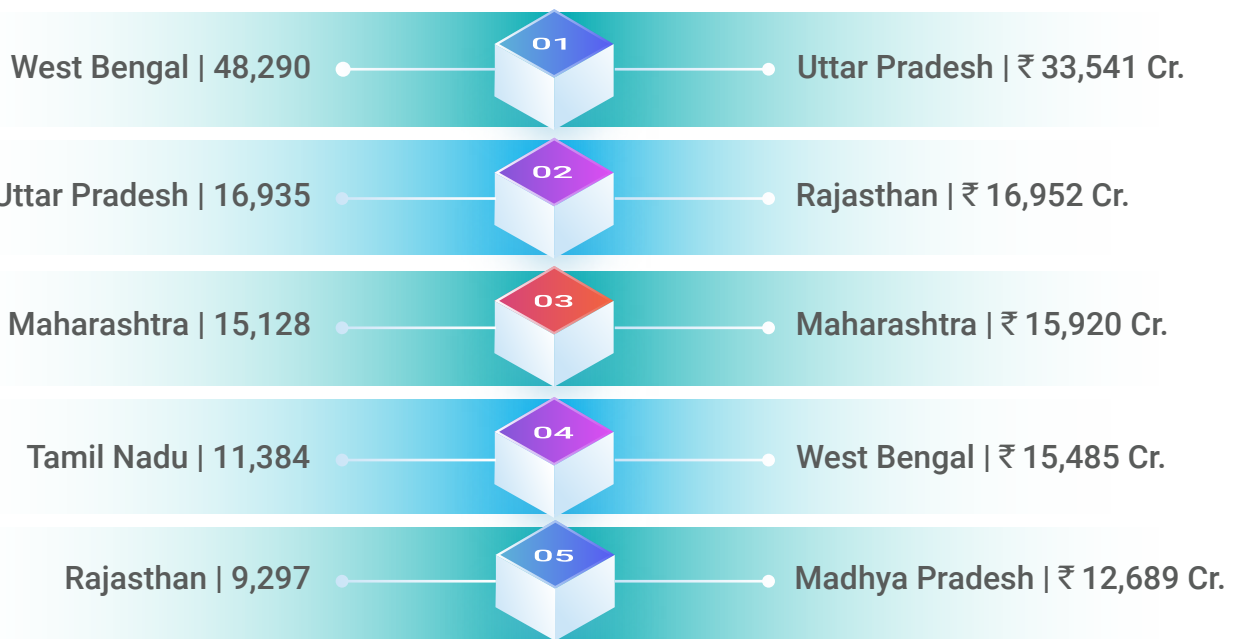
1. For encryption certificates, CA shall provide key escrow facility, where key pair is securely stored and managed by CA. The key shall be retrievable again by the DSC applicant at any point of time, even after expiry of the certificate. This shall be retained by CA for minimum of 7 years from the expiry of the certificate. CA shall allow the download of the escrowed key only after a successful video verification of the applicant.
2. The encryption keys and certificates shall be preserved by subscriber also.

For detail Identity Verification Guidelines, please click here - <https://cca.gov.in/sites/files/pdf/guidelines/CCA-IVG.pdf>

Top 5 States/UTs for this month

#Tenders

Value of Tenders



NIC eProcurement (GePNIC[®]) Tender Statistics for the Month of April - 2023

Sl. No	State/Organization	Current Financial Year - 2023-24						Cumulative Tenders since inception		Bid Awards 2023-24 Up to the Month	
		During the Month (April 2023)		Previous Month (March 2023)		Up to the month 2023-24		No.	Value (Rs. in crores)	No.	Contract Value (Rs. in crores)
		No.	Value (Rs. in crores)	No.	Value (Rs. in crores)	No.	Value (Rs. in crores)				
A Central Public Procurement Portal											
1	Defence Establishments	4,630	5,017	4,728	6,609	4,630	5,017	2,57,003	1,73,215	1,123	1,003
2	Central Govt Organisation	3,305	8,268	4,667	69,404	3,305	8,268	10,80,914	39,30,682	502	51,190
3	Central CPSEs	2,256	25,373	3,657	22,155	2,256	25,373	1,52,717	19,86,064	616	31,152
4	Pradhan Mantri Gram Sadak Yojana	906	3,912	962	5,517	906	3,912	1,90,235	5,37,986	19	271
	SUB TOTAL	11,097	42,570	14,014	1,03,685	11,097	42,570	16,80,869	66,27,947	2,260	83,616
B Major Central Public Sector Enterprises & Defence PSUs											
1	Coal India Limited	1,185	4,430	3,914	4,517	1,185	4,430	2,95,078	5,81,764	3,002	1,837
2	Indian Oil Corp Ltd	899	9,218	1,233	11,389	899	9,218	1,67,586	3,88,992	455	3,881
3	Bharat Heavy Electricals Limited	632	604	831	1,189	632	604	24,143	19,403	19	40
4	NTPC	735	1,615	790	3,110	735	1,615	75,666	3,12,328	84	115
5	Defence PSUs #	136	434	229	93	136	434	28,123	17,205	72	69
6	Chennai Petroleum Corp Ltd	37	1	34	1	37	1	9,136	622	2	1
	SUB TOTAL	3,624	16,302	7,031	20,298	3,624	16,302	5,99,732	13,20,313	3,634	5,942
# Comprises of Goa Shipyard Ltd,Hindustan Shipyard Ltd,Mishra Dhatu Nigam Ltd,Mazagon Dock Ltd,Bharat Electronics Ltd, Garden Reach Ship Builders and Engineers Ltd.											

NIC eProcurement (GePNIC®) Tender Statistics for the Month of April - 2023

Sl. No	State/Organization	Current Financial Year - 2023-24						Cumulative Tenders since inception		Bid Awards 2023-24 Up to the Month	
		During the Month (April 2023)		Previous Month (March 2023)		Up to the month 2023-24					
		No.	Value (Rs. in crores)	No.	Value (Rs. in crores)	No.	Value (Rs. in crores)	No.	Value (Rs. in crores)	No.	Contract Value (Rs. in crores)
C) States & Union Territories											
1	West Bengal	48,290	15,485	42,563	1,03,654	48,290	15,485	10,24,056	5,38,894	12,940	2,749
2	Uttar Pradesh	16,935	33,541	28,436	22,264	16,935	33,541	12,82,072	14,52,923	2,295	2,093
3	Maharashtra	15,128	15,920	18,823	29,369	15,128	15,920	14,94,343	10,58,555	5,970	6,774
4	Tamil Nadu	11,384	8,469	8,074	8,554	11,384	8,469	3,46,307	3,38,284	575	2,659
5	Rajasthan	9,297	16,952	9,809	16,873	9,297	16,952	5,69,082	10,09,701	246	2,481
6	Madhya Pradesh	8,155	12,689	10,388	42,651	8,155	12,689	3,00,731	6,43,311	2,686	15,852
7	Haryana	7,738	5,940	8,903	8,521	7,738	5,940	3,39,350	2,55,504	3,921	1,195
8	Kerala	5,693	9,413	12,029	9,208	5,693	9,413	7,97,566	3,40,680	7,344	3,073
9	Jammu & Kashmir	4,072	1,974	5,871	1,885	4,072	1,974	5,42,757	2,07,191	18	1
10	Odisha	3,281	4,437	2,523	5,649	3,281	4,437	4,14,470	3,98,531	1,057	796
11	Jharkhand	2,435	8,152	1,656	3,318	2,435	8,152	89,447	3,77,646	16	74
12	Punjab	2,306	1,179	3,842	8,948	2,306	1,179	2,02,549	1,41,000	1,698	3,112
13	NCT of Delhi	1,228	1,225	3,070	962	1,228	1,225	3,04,006	1,62,389	32	22
14	Uttarakhand	1,191	2,488	1,457	3,050	1,191	2,488	66,513	1,26,689	244	613
15	Himachal Pradesh	1,187	2,787	2,517	1,053	1,187	2,787	1,02,836	81,440	536	296
16	Chandigarh UT	797	774	1,136	1,384	797	774	87,872	28,795	605	461
17	Assam	644	2,569	912	4,872	644	2,569	46,478	2,00,357	527	1,086
18	Ladakh	509	383	411	364	509	383	22,160	14,043	46	6
19	Tripura	471	231	573	324	471	231	36,838	29,733	409	176
20	Goa	427	466	602	551	427	466	8,462	11,622	150	91
21	Andaman	282	180	375	198	282	180	10,448	8,730	10	1
22	Puducherry	133	69	220	44	133	69	11,980	5,983	86	47
23	Dadra and Nagar Haveli	56	234	49	85	56	234	6,197	13,147	15	62
24	Daman and Diu	48	105	71	99	48	105	2,669	8,741	2	2
25	Lakshadweep	31	6	40	10	31	6	2,315	3,494	0	0
26	Manipur	18	433	112	355	18	433	2,236	32,228	0	0
27	Arunachal Pradesh	8	57	97	336	8	57	1,100	13,693	2	5
28	Meghalaya	7	487	3	60	7	487	1,410	10,153	0	0
29	Sikkim	3	51	6	203	3	51	591	6,365	0	0
30	Mizoram	2	17	7	54	2	17	326	3,347	2	74
31	Nagaland	2	0	4	0	2	0	469	2,884	0	0
	Sub Total	1,41,758	1,46,711	1,64,579	2,74,896	1,41,758	1,46,711	81,17,636	75,26,053	41,432	43,802
	GRAND TOTAL	1,56,479	2,05,583	1,85,624	3,98,878	1,56,479	2,05,583	1,03,98,237	1,54,74,314	47,326	1,33,360