



<https://eprocure.gov.in>



eProcurement Platform



CPPP Newsletter

July 2023

Central Public
Procurement Portal
(CPPP)

CPPP of Government of India is operational since 2012. It hosts the Government eProcurement System (GePNIC®) developed by National Informatics Centre in close coordination with Department of Expenditure, Ministry of Finance. CPPP provides a single point access to all the tendering information on various procurements made across the country.

It Facilitates :

ePublishing : Publishing of tender enquiries, corrigendum & award of contract details.

eProcurement : Facilitated through - GePNIC® implemented in around 700+ Central Government Ministries/Departments and Public Sector Units, it is also being rolled out across India in 31 State Government/ Union Territories.

XML : Facilitates publishing of tender comprehensive information of other eProcurement System.

#Tenders
1.74 Lakh
#Value
₹1.92 Lakh Cr.

In July 2023

#Tenders
109 Lakhs
#Value
₹162.24 Lakh Cr.

Cumulative
Since Inception

#Department
Users
4.97 Lakhs
#Bidders/Contractors
6 Lakhs

Since Inception

National Informatics Centre,
A-Block, CGO Complex,
Lodhi Road, Delhi - 110 003
cppp-nic@nic.in

Procurement Policy Division,
Department of Expenditure,
Ministry of Finance,
North Block, New Delhi
cppp-doe@nic.in

Centralized 24 X 7 Telephonic
Help Desk & eMail Support
0120-4200462 | 0120-4001002
support-eproc@nic.in

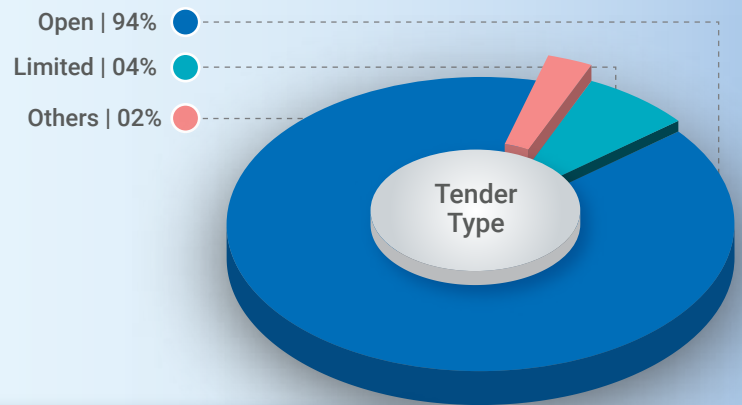
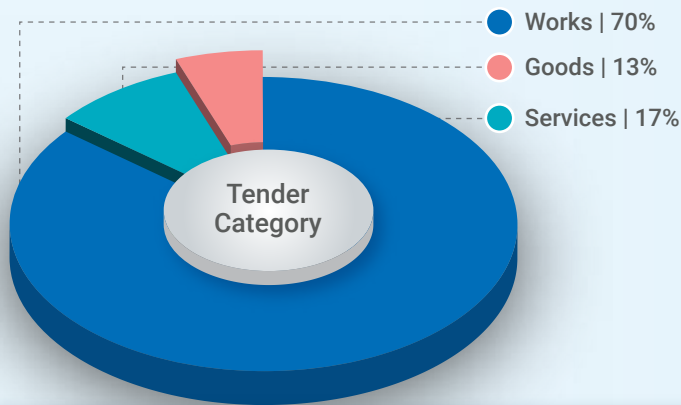
Letter of Intent/Letter of Acceptance (LoI/LoA) - A new feature is introduced

Tender Inviting Authority can issue a Letter of Intent once the tender is finalized asking for online acceptance of the contract from the winning bidder. Bidder has a provision to reply to this. Subsequently Letter of Award is issued.

Features :

It is a configurable feature. | Alert Mechanism | Time period can be decided by TIA | Accept/Reject/Re-submit the reply of Bidder.

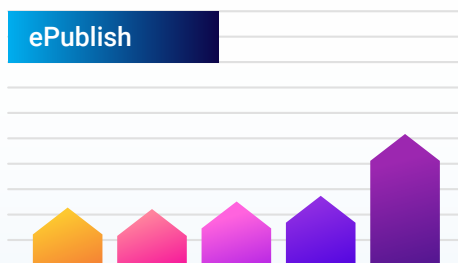
Percentage share of Tender Category / Tender Type for GePNIC[©] (Value of Tenders)



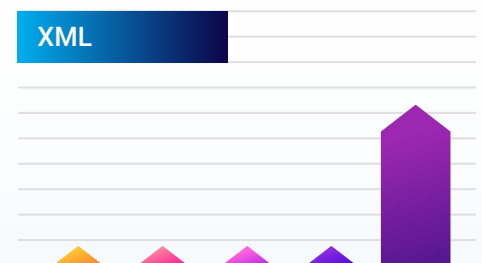
Top five eProcurement / ePublishing / XML Entities for this Month for CPPP (No. of Tenders)



- BSNL | 576
- NTPC Ltd. | 649
- Municipal Corporation of Delhi | 871
- IHQ of MoD (Army)- (OSCC) | 968
- MES | 2,520



- Western Coalfields Ltd. | 107
- Department of Defence Production | 107
- Union Bank of India | 118
- Indian Railway Catering and Tourism Corpn. Ltd. | 134
- MPPGCL | 253



- Department of Posts-Civil Wing | 312
- HAL | 381
- BPCL | 428
- CPWD | 2,648
- Ministry of Railways | 30,547

Monthly Statistics and Support / Assistance

(<https://eprocure.gov.in>)

# SMS Alert	26,11,923
# Mails Alert	33,73,996
# Tender	1,74,267
# Value of Tenders	₹ 1,91,829 Cr.
Award of Contract (AoC)	60,224
No. of Payments done through online	2,22,356
Value of payment done through online	₹ 1,619.78 Cr.
# Visitors this month	2,92,799
# Department Users up to the month	4,96,903
# Bidders/Contractors up to the month	6,00,000

Daily Web Learning (eprocure.gov.in)	Mon – Fri (2.30- 4.30 PM) http://webcon.nic.in/
Centralized 24 X 7 Telephonic Help Desk & eMail Support	0120-4200462 0120-4001002 0120-4001005 support-eproc@nic.in
# Calls attended by helpdesk	28,552
# Mails handled by helpdesk	5,561
# Tender Cum Auction	807
# Web Learning Participants	132

Procuring Entities floated first tender in this month

Indian Institute of Information Technology Design and Manufacturing, Kancheepuram

Ministry of Education

Indian Institute of Information Technology, Guwahati

Ministry of Education

Advanced Weapons and Equipment India Ltd., Aweil

Ministry of Defence

HITES

Ministry of Health and Family Welfare

Jhabua Power Ltd.

Ministry of Power

Glimpse of Major Workshops during this month

One Day Training on e-Procurement for official of the Chief Engineer (Mechanical) Department Nagaland on 19th July 2023 at NIC Nagaland State Centre, Kohima.



Two day training on eProcurement for ONGC Tripura Power Company Limited on 13th and 14th July 2023.



One day online training on eProcurement for various newly onboarded organizations on 26th July 2023. More than 100 participants attended the training online.

As part of MDP, "Training on Public Procurement Basic/Advanced" organised by DoE, Min of Finance at Arun Jaitley National Institute of Financial Management, Faridabad, Four trainings were conducted during the month July 2023. Around 250 officials attended the training.



A one day training session for various Departments/Organizations Officials under Govt of Goa on 24th July 2023 at ITG, Altinho, Panaji, Goa.

One day training to bidders in coordination with Tamil Nadu Rubber Corporation on 6th July 2023 at Revenue Hall, District Collectorate, Nagercoil. Around 43 participants attended the training.



One day training on eProcurement on 12th of July 2023 at GCW Gandhi Nagar Women College of Jammu. Training was attended by 36 Officers.



One day training for the officials of AD Panchayats Officials, Tenkasi District, Tamil Nadu on 11th Jul 2023 at JP College of Engineering, Ayikudi. Around 126 Participants attended the Training.

Three day training on eProcurement for Tamil Nadu Transmission Corporation Limited from 18th to 20th July 2023. Around 60 participants have attended the training.



Two day training on eProcurement for the officials of Agriculture Department, Police Department, Bharathiyar University and National Health Mission, Tamil Nadu on 12th and 13th of July 2023. Around 120 participants have attended the training.

One days training on eProcurement for Municipal Corporation of Greater Mumbai on 12th July 2023. 45 department officers attended the training.



One day training on eProcurement for officials of "Functionalities in e-procurement web portal" at Regional Training Institute, Kolkata (RTI, Kolkata) held on 20th July 2023. Total 11 officials attended the training.

One day training on new features of GePNIC[®] for the officials of NHPC Limited on 21st July 2023 at NHPC, HQ Faridabad.

Top 5 States/UTs for this month

#Tenders

Value of Tenders

Jammu & Kashmir | 32,179

01

Rajasthan | ₹ 27,103 Cr.

Tamil Nadu | 23,351

02

Maharashtra | ₹ 16,665 Cr.

Maharashtra | 16,486

03

Madhya Pradesh | ₹ 13,029 Cr.

West Bengal | 16,478

04

Tamil Nadu | ₹ 11,307 Cr.

Uttar Pradesh | 13,707

05

Uttar Pradesh | ₹ 10,222 Cr.

NIC eProcurement (GePNIC®) Tender Statistics for the Month of July - 2023

Sl. No	State/Organization	Current Financial Year - 2023-24						Cumulative Tenders since inception		Bid Awards 2023-24 Up to the Month	
		During the Month (July 2023)		Previous Month (June 2023)		Up to the month 2023-24		No.	Value (Rs. in crores)	No.	Contract Value (Rs. in crores)
		No.	Value (Rs. in crores)	No.	Value (Rs. in crores)	No.	Value (Rs. in crores)				
A Central Public Procurement Portal											
1	Defence Establishments	4,363	3,149	7,932	5,524	24,903	19,406	2,77,276	1,87,604	9,206	7,202
2	Central Govt Organisation	4,314	17,935	4,092	71,473	16,118	1,15,787	10,93,727	40,38,202	2,073	1,15,229
3	Central CPSEs	3,388	28,238	3,720	31,075	12,301	1,25,700	1,62,762	20,86,390	2,721	65,014
4	Pradhan Mantri Gram Sadak Yojana	1,194	4,206	643	2,459	3,780	13,673	1,93,109	5,47,748	554	4,356
	SUB TOTAL	13,259	53,527	16,387	1,10,531	57,102	2,74,566	17,26,874	68,59,943	14,554	1,91,802
B Major Central Public Sector Enterprises & Defence PSUs											
1	Coal India Limited	2,016	2,490	2,192	640	7,851	10,743	3,01,744	5,88,077	8,707	16,120
2	Indian Oil Corp Ltd	1,222	5,226	1,168	7,366	4,319	27,885	1,71,006	4,07,659	1,790	9,996
3	Bharat Heavy Electricals Limited	901	1,799	998	778	3,469	3,666	26,980	22,465	97	141
4	NTPC	705	175	740	500	3,062	6,407	77,993	3,17,120	310	754
5	Defence PSUs #	142	49	167	1,487	635	2,286	28,622	19,057	108	103
6	Chennai Petroleum Corp Ltd	42	3	31	0	151	13	9,250	634	12	129
	SUB TOTAL	5,028	9,743	5,296	10,771	19,487	51,000	6,15,595	13,55,012	11,024	27,243

Comprises of Goa Shipyard Ltd,Hindustan Shipyard Ltd,Mishra Dhatu Nigam Ltd,Mazagon Dock Ltd,Bharat Electronics Ltd, Garden Reach Ship Builders and Engineers Ltd.

NIC eProcurement (GePNIC[®]) Tender Statistics for the Month of July - 2023

Sl. No	State/Organization	Current Financial Year - 2023-24						Cumulative Tenders since inception		Bid Awards 2023-24 Up to the Month	
		During the Month (July 2023)		Previous Month (June 2023)		Up to the month 2023-24					
		No.	Value (Rs. in crores)	No.	Value (Rs. in crores)	No.	Value (Rs. in crores)	No.	Value (Rs. in crores)	No.	Contract Value (Rs. in crores)
C States & Union Territories											
1	Jammu & Kashmir	32,179	2,881	29,259	3,183	74,844	10,827	6,13,529	2,16,044	215	68
2	Tamil Nadu	23,351	11,307	14,351	23,387	63,477	54,148	3,98,400	3,83,963	6,689	15,316
3	Maharashtra	16,486	16,665	18,124	17,359	68,377	81,505	15,47,592	11,24,139	31,148	51,345
4	West Bengal	16,478	10,212	16,015	7,190	1,13,791	44,851	10,89,557	5,68,260	55,125	52,110
5	Uttar Pradesh	13,707	10,222	16,190	34,597	62,022	95,224	13,27,159	15,14,606	15,671	9,259
6	Rajasthan	12,867	27,103	14,763	32,223	48,262	1,18,447	6,08,047	11,11,197	1,114	6,055
7	Kerala	10,624	7,735	8,383	4,706	31,948	27,435	8,23,821	3,58,703	24,340	11,568
8	Madhya Pradesh	8,095	13,029	8,601	26,963	34,531	69,598	3,27,107	7,00,220	22,956	35,903
9	Haryana	6,354	4,544	7,831	6,213	30,963	24,433	3,62,575	2,73,996	15,164	9,490
10	Odisha	3,276	7,681	2,669	5,592	12,612	20,807	4,23,801	4,14,900	5,238	6,106
11	Punjab	2,498	1,600	2,742	2,240	11,185	14,604	2,11,428	1,54,426	6,091	5,261
12	NCT of Delhi	1,756	1,304	2,235	1,093	7,358	5,409	3,10,136	1,66,573	211	102
13	Himachal Pradesh	1,633	946	1,794	2,500	6,621	8,998	1,08,270	87,652	2,454	1,559
14	Jharkhand	1,196	3,804	1,455	3,198	6,966	18,805	93,978	3,88,299	150	3,918
15	Uttarakhand	1,195	3,440	1,206	1,002	4,835	10,096	70,157	1,34,298	2,054	2,539
16	Chandigarh UT	826	615	945	458	3,436	2,732	90,511	30,753	1,841	679
17	Tripura	758	479	742	476	2,961	1,926	39,328	31,428	1,906	692
18	Assam	722	1,723	548	2,048	2,383	7,444	48,217	2,05,232	2,560	6,829
19	Ladakh	673	248	631	382	2,590	1,483	24,241	15,143	107	27
20	Goa	483	417	644	1,232	2,081	2,864	10,116	14,021	865	603
21	Andaman	340	300	273	108	1,141	784	11,307	9,333	70	31
22	Puducherry	235	125	307	177	917	504	12,764	6,417	370	275
23	Daman and Diu	79	358	71	207	255	766	2,876	9,402	10	16
24	Dadra and Nagar Haveli	56	352	39	362	215	1,204	6,356	14,117	32	129
25	Lakshadweep	33	189	48	69	140	268	2,424	3,756	1	0
26	Arunachal Pradesh	29	508	37	281	89	876	1,181	14,513	15	29
27	Manipur	20	296	17	333	67	1,422	2,285	33,217	2	19
28	Meghalaya	15	80	6	12	32	578	1,435	10,245	8	51
29	Sikkim	7	328	8	204	38	1,184	626	7,499	0	0
30	Mizoram	7	67	3	26	15	148	339	3,478	8	101
31	Nagaland	2	0	0	0	11	12	478	2,896	1	2
	Sub Total	1,55,980	1,28,559	1,49,937	1,77,819	5,94,163	6,29,382	85,70,041	80,08,724	1,96,416	2,20,080
	GRAND TOTAL	1,74,267	1,91,829	1,71,620	2,99,120	6,70,752	9,54,948	1,09,12,510	1,62,23,679	2,21,994	4,39,124