

May 2024

CPPP News letter

#Tenders : 125.80 Lakhs

#Value : ₹ 186.24 Lakh Cr.

(Since Inception....2007)

About

Central Public Procurement Portal (CPPP)

Central Public Procurement Portal is operational since 2012. It hosts the Government eProcurement System (GePNIC®) for electronic procurement developed by National Informatics Centre in close coordination with Department of Expenditure, Ministry of Finance. CPPP provides a single point access to all the tendering information on various procurement made across the country.

National Informatics Centre,
A-Block, CGO Complex,
Lodhi Road, Delhi - 110 003
cppp-nic@nic.in

Procurement Policy Division,
Department of Expenditure,
Ministry of Finance, North
Block, New Delhi |
cppp-doe@nic.in

Centralized 24 X 7 Telephonic Help Desk & Email Support
0120-4001002 | 0120-4001005 | 0120-4493395
support-eproc@nic.in

Central Public Procurement Portal Facilitates

ePublishing : Publishing of tender enquiries, corrigendum & award of contract details.

eProcurement : Complete gamut of Procurement Goods, Works and Services including Global Tenders, Pre-Post integrations and is implemented in around 775+ Central Government Ministries/Departments and Public Sector Units, it is also used in 31 State Government/Union Territories for online tendering. Many World Bank and ADB tenders are processed using this GePNIC® platform.

XML : Facilitates publishing the metadata of tenders published by organisations using varied eProcurement System.

GeM Bids : All the bids published on Government eMarket Place is also shown here.

May 2024

#Tenders
36,277
#Value
₹ 83,968 Cr.

Since Inception

#Department Users
5.38 Lakhs
#Bidders/Contractors
6.70 Lakhs

May 2024

#Bid
Received
68,203

Glimpse of Major Workshops during this month

One day training on eProcurement for Topiwala National Medical College and Bai Yamunabai Laxman Nair Charitable Hospital, Mumbai on 7th May 2024. Training was attended by 35 officers.



One day training on eProcurement for Gokhale Institute of Politics and Economics Department Pune on 14th May 2024. Training was attended by 13 department officers.



One day training on eProcurement for the officials of Supreme Court of India on 17th May 2024. Around 25 officials attended the training.

One day online training on eProcurement for officials of Bengal Gas Company Limited, Green Gas Limited, National Institute of Technical Teachers Training and Research, Oil and Natural Gas Corporation Limited, Indianoil Petronas Private Limited and Gati Shakti Vishwavidyalaya on 22nd May 2024. Around 105 officials attended the training.

One day training on eProcurement on 28th May 2024 for Fire and Emergency Services Department at DC-Office Srinagar.



One day training on eProcurement for Indian Institute of Technology, Goa on 30th May 2024. Around 35 officials attended the training.



As part of MDP, "Training on Public Procurement Basic/Advanced" organised by DoE, Min of Finance at Arun Jaitley National Institute of Financial Management, Faridabad, two trainings were conducted during the month May 2024. Around 78 officials attended the training.

Floated First Tender this Month

01

Visakhapatnam Special Economic Zone Authority - **Ministry of Commerce and Industry**

02


IndianOil Petronas Private Limited (IPPL) - **Ministry of Petroleum and Natural Gas**

03


Purba Bharati Gas Private Limited - **Ministry of Petroleum and Natural Gas**

Top five Central Government Entities (CPPP) for eProcurement/ePublishing/XML in this Month (No. of Tenders)

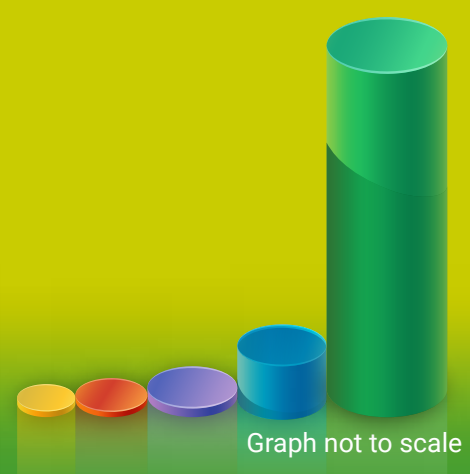
eProcurement



ePubshing



XML



- Military Engineering Services | 4,117
- IHQ of MoD (Army)-(OSCC) | 880
- NTPC Limited | 857
- Bharat Sanchar Nigam Limited | 533
- DG,BSF,MHA | 428

- Union Bank of India | 185
- IRCTC Limited | 181
- Department of Heavy Industry | 172
- Indian Space Research Organisation | 171
- Security Printing & Minting Corp of India Limited | 119

- Ministry of Railways | 32,980
- CPWD | 1,901
- HPCL | 696
- HAL | 335
- BPCL | 322

Organisation Onboarded this Month

- Bengal Gas Company Limited - **Ministry of Power, Energy, and Mineral Resources**
- MeitY Startup Hub - **Ministry of Electronics and Information Technology**
- Institute of Actuaries of India - **Ministry of Finance**
- NITTTR Chennai - **Ministry of Education**

Monthly Statistics and Support/Assistance for this Month (<https://eprocure.gov.in>)

# SMS Alert	8,76,241
# Mails Alert	13,88,269
# Tender	36,277
Value of Tenders	₹ 83,968 Cr.
Award of Contract (AoC)	27,242
# Online Payments	21,702
Value of Online Payment	₹ 684.76 Cr.
# Visitors this month	61,934

Daily Web Learning (eprocure.gov.in)	Mon – Fri (2.30- 4.30 PM)
Centralized 24 X 7 Telephonic Help Desk & eMail Support	0120-4001002 0120-4001005 0120-6277787 support-eproc@nic.in
# Calls attended by helpdesk	18,029
# Mails handled by helpdesk	4,175
# Tender Cum Auction	527
# Web Learning Participants	78

NIC eProcurement (GePNIC[®]) Tender Statistics for the Month of May - 2024

Sl. No	State/Organization	Current Financial Year - 2024-25						Cumulative Tenders since inception		Bid Awards 2024-25 Up to the Month	
		During the Month (May 2024)		Previous Month (April 2024)		Up to the month 2024-25		No.	Value (Rs. in crores)	No.	Contract Value (Rs. in crores)
		No.	Value (Rs. in crores)	No.	Value (Rs. in crores)	No.	Value (Rs. in crores)				
A Central Public Procurement Portal											
1	Defence Establishments	5,513	3,517	3,134	3,718	8,647	7,235	3,26,027	2,25,368	2,615	2,547
2	Central Govt Organisation	3,780	4,863	2,813	5,615	6,593	10,478	11,37,687	43,62,336	880	53,202
3	Central CPSEs	2,443	34,937	1,770	23,670	4,213	58,607	1,97,678	25,81,971	1,630	1,988
4	Pradhan Mantri Gram Sadak Yojana	744	2,016	656	3,728	1,400	5,744	2,01,820	5,89,434	134	570
	SUB TOTAL	12,480	45,333	8,373	36,730	20,853	82,064	18,63,212	77,59,108	5,259	58,307
B Major Central Public Sector Enterprises & Defence PSUs											
1	Coal India Limited	2,118	2,924	1,202	618	3,320	3,542	3,26,768	6,16,064	4,553	1,759
2	Bharat Heavy Electricals Limited	1,189	897	744	640	1,933	1,537	36,292	31,363	58	85
3	NTPC	938	2,993	965	301	1,903	3,293	87,074	3,25,826	301	563
4	Indian Oil Corp Ltd	859	4,061	613	3,018	1,472	7,080	1,79,297	4,52,091	489	2,139
5	Defence PSUs #	171	169	194	212	365	381	30,420	27,565	48	29
6	Chennai Petroleum Corp Ltd	29	1	23	0	52	1	9,571	819	6	5
	SUB TOTAL	5,304	11,046	3,741	4,789	9,045	15,834	6,69,422	14,53,728	5,455	4,580
# Comprises of Goa Shipyards Ltd, Hindustan Shipyards Ltd, Mishra Dhatu Nigam Ltd, Mazagon Dock Ltd, Bharat Electronics Ltd, Garden Reach Ship Builders and Engineers Ltd.											

NIC eProcurement (GePNIC®) Tender Statistics for the Month of May - 2024

Sl. No	State/Organization	Current Financial Year - 2024-25						Cumulative Tenders since inception		Bid Awards 2024-25 Up to the Month	
		During the Month (May 2024)		Previous Month (April 2024)		Up to the month 2024-25		No.	Value (Rs. in crores)	No.	Contract Value (Rs. in crores)
		No.	Value (Rs. in crores)	No.	Value (Rs. in crores)	No.	Value (Rs. in crores)				
C) States & Union Territories											
1	Rajasthan	4,915	7,089	388	466	5,303	7,554	6,75,144	12,27,917	82	271
2	Uttar Pradesh	3,757	2,603	4,714	3,730	8,471	6,333	15,37,657	16,77,948	2,873	1,408
3	Kerala	2,348	2,721	924	534	3,272	3,255	9,88,757	4,20,006	12,381	2,423
4	Jammu & Kashmir	1,515	225	1,095	504	2,610	729	7,01,001	2,32,696	23	12
5	Tamil Nadu	917	2,172	585	1,286	1,502	3,458	5,11,209	5,02,733	4,381	9,117
6	Haryana	893	572	406	156	1,299	728	4,35,457	3,26,743	2,639	2,470
7	Maharashtra	803	6,300	597	6,572	1,400	12,871	17,28,972	14,62,917	14,311	41,647
8	Madhya Pradesh	697	1,469	323	5,076	1,020	6,546	3,87,146	8,31,733	2,930	14,174
9	West Bengal	540	395	1,568	121	2,108	516	14,25,875	6,32,476	9,076	1,686
10	Punjab	516	74	602	5,723	1,118	5,797	2,39,861	1,92,340	1,544	1,739
11	NCT of Delhi	488	515	297	31	785	546	3,27,015	1,76,864	37	28
12	Uttarakhand	286	325	137	284	423	609	81,371	1,59,297	129	520
13	Ladakh	217	171	45	29	262	200	30,232	19,326	2	0
14	Goa	149	58	106	20	255	77	15,360	21,085	355	275
15	Andaman	122	61	48	9	170	69	14,304	10,429	9	4
16	Jharkhand	109	471	142	422	251	893	1,09,658	4,40,837	951	2,572
17	Odisha	62	237	222	684	284	921	4,77,348	5,19,649	5,205	4,627
18	Chandigarh UT	60	157	92	442	152	598	95,929	34,056	138	426
19	Tripura	27	21	0	0	27	21	47,606	38,850	536	296
20	Himachal Pradesh	22	200	33	104	55	304	1,24,030	1,07,693	676	616
21	Assam	20	1,410	31	446	51	1,856	57,681	2,51,586	1,027	6,448
22	Lakshadweep	12	3	6	2	18	4	2,733	6,301	0	0
23	Puducherry	8	128	1	0	9	129	15,109	7,623	84	12
24	Manipur	6	63	0	0	6	63	2,499	34,899	0	0
25	Arunachal Pradesh	2	0	14	18	16	18	1,674	18,858	0	0
26	Meghalaya	2	150	1	2	3	152	1,503	12,349	0	0
27	Sikkim	0	0	1	0	1	0	682	8,341	1	696
28	Daman and Diu	0	0	0	0	0	0	3,365	11,002	0	0
29	Dadra and Nagar Haveli	0	0	0	0	0	0	6,789	16,200	4	1
30	Nagaland	0	0	0	0	0	0	575	3,587	7	32
31	Mizoram	0	0	0	0	0	0	380	4,573	0	0
	Sub Total	18,493	27,589	12,378	26,660	30,871	54,249	1,00,46,922	94,10,913	59,401	91,499
	GRAND TOTAL	36,277	83,968	24,492	68,179	60,769	1,52,147	1,25,79,556	1,86,23,749	70,115	1,54,386