

June 2024

CPPP News letter

#Tenders : 127.25 Lakhs

#Value : ₹ 188.41 Lakh Cr.

(Since Inception....2007)

About

Central Public Procurement Portal (CPPP)

Central Public Procurement Portal is operational since 2012. It hosts the Government eProcurement System (GePNIC®) for electronic procurement developed by National Informatics Centre in close coordination with Department of Expenditure, Ministry of Finance. CPPP provides a single point access to all the tendering information on various procurement made across the country. It is now integrated with Government eMarketplace and is called as GeM-CPPP.

National Informatics Centre,
A-Block, CGO Complex,
Lodhi Road, Delhi - 110 003
cphp-nic@nic.in

Procurement Policy Division,
Department of Expenditure,
Ministry of Finance, North
Block, New Delhi |
cphp-doe@nic.in

Centralized 24 X 7 Telephonic Help Desk & Email Support
0120-4001002 | 0120-4001005 | 0120-4493395
support-eproc@nic.in

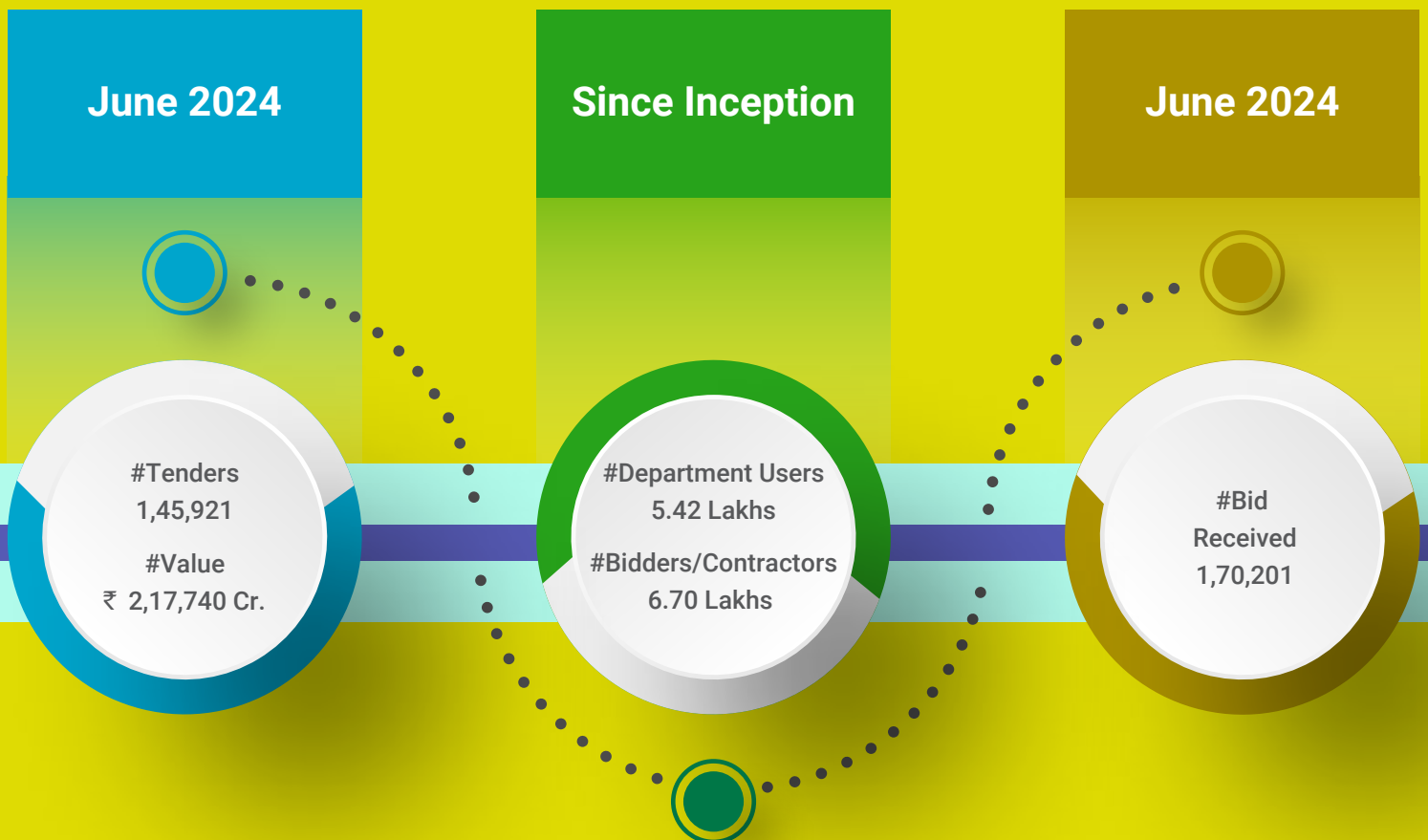
Central Public Procurement Portal Facilitates

ePublishing : Publishing of tender enquiries, corrigendum & award of contract details.

eProcurement : Complete gamut of Procurement Goods, Works and Services including Global Tenders, Pre-Post integrations and is implemented in around 775+ Central Government Ministries/Departments and Public Sector Units, it is also used in 31 State Government/Union Territories for online tendering. Many World Bank and ADB tenders are processed using this GePNIC® platform.

XML : Facilitates publishing the metadata of tenders published by organisations using varied eProcurement System.

GeM Bids : All the bids published on Government eMarket Place is also shown here.



Glimpse of Major Workshops during this month

Delivered a virtual presentation on “eProcurement@India” on a workshop organised for National Public Procurement Authority (NPPA) of Sierra Leone, country in West Africa on 26th June 2024. Approximately 45 government officials from different countries such as Korea, the Philippines, Chile, and Ethiopia attended the session and learnt about eGP in India.



One day training on eProcurement for SNDT Women's University, Mumbai on 7th June 2024. Around 13 department officers attended the training.

One day training on eProcurement for Brihanmumbai Municipal Corporation, Mumbai on 27th June 2024. Around 11 department officers attended the training.



One day online training on eProcurement for officials of Indian Institute of Information Technology, Design & Manufacturing, Kurnool, Kolkata Port Trust, NewSpace India Limited, Indian Institute of Information Technology Kota, Bangalore Metro Rail Corporation Ltd, MECON Limited, International Centre For Automotive Technology on 27th June 2024. Around 150 officials attended the training.

One day training on eProcurement on 11th June 2024 for J&K Khadi Village and Industries Board Department at Udyog Bhawan Jammu.



One day training on eProcurement Portal on 26th June 2024 for J&K Forensic Science Laboratory Department at Vikram Chowk Jammu.

One day training on eProcurement and eAuction at Assam Administrative Staff College, Guwahati, Assam on 26th June 2024. A total of 57 participants attended the training.



One day training on eProcurement at WB State Council of Science & Technology, Vigyan Chetana Bhawan, Salt Lake, Kolkata on 26th June 2024.

Highlight

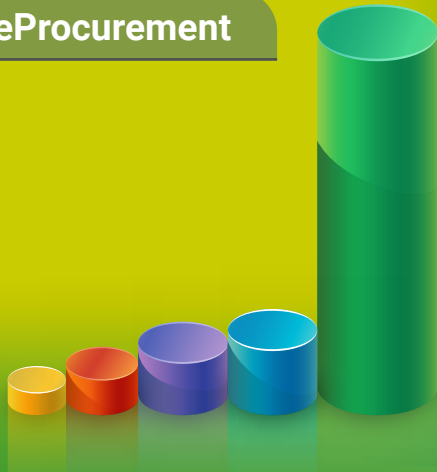


Soft Launch of Project Information & Cost Estimation (PRICE)-Government eProcurement System of NIC (GePNIC[®]) Integration (Pre & Post Tender Module) by Shri Gyanesh Bharti, IAS, Commissioner of MCD at Dr. S.P. Mukherjee Civic Centre on 14th June 2024. It was attended by NIC-GePNIC[®] and Delhi, MCD Team.


The integration with GePNIC[®]-PRICE application is a landmark initiative to achieve end to end online process from estimation to tendering.

Top five Central Government Entities (CPPP) for eProcurement/ePublishing/XML in this Month (No. of Tenders)

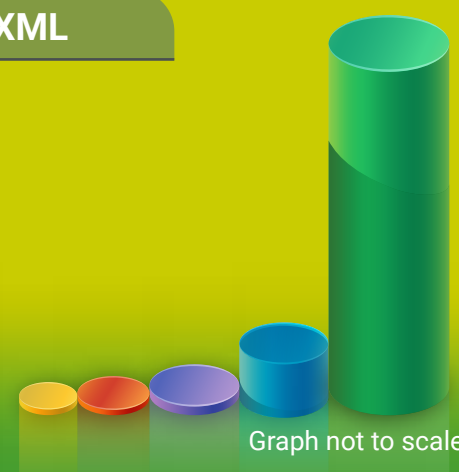
eProcurement



ePubshing



XML



- Military Engineering Services | 4,864
- NTPC Limited | 739
- IHQ of MoD (Army)-(OSCC) | 707
- Municipal Corporation of Delhi | 506
- DG, BSF, MHA | 421

- MPPGCL | 254
- IRCTC Limited | 195
- Union Bank of India | 142
- Department of Heavy Industry | 138
- ISRO | 129

- Ministry of Railways | 32,499
- CPWD | 3,758
- HPCL | 569
- HAL | 353
- SBI | 316

Organisation Onboarded this Month

- Bangalore Metro Rail Corporation Limited - **Ministry of Housing and Urban Affairs**
- MECON Limited - **Ministry of Steel**
- New Space India Limited - **Department of Space**
- International Centre For Automotive Technology - **Ministry of Heavy Industries**
- Indian Institute of Information Technology, Design & Manufacturing, Kurnool - **Ministry of Education**

Monthly Statistics and Support/Assistance for this Month (<https://eprocure.gov.in>)

# SMS Alert	17,75,027
# Mails Alert	2,471,616
# Tender	1,45,921
Value of Tenders	₹ 2,17,739.66 Cr.
Award of Contract (AoC)	40,789
# Online Payments	1,38,075
Value of Online Payment	₹ 1,148.20 Cr.
# Visitors this month	1,01,816

Daily Web Learning (eprocure.gov.in)	Mon – Fri (2.30- 4.30 PM)
Centralized 24 X 7 Telephonic Help Desk & eMail Support	0120-4001002 0120-4001005 0120-6277787 support-eproc@nic.in
# Calls attended by helpdesk	25,159
# Mails handled by helpdesk	4,453
# Tender Cum Auction	867
# Web Learning Participants	102

NIC eProcurement (GePNIC[®]) Tender Statistics for the Month of June - 2024

Sl. No	State/Organization	Current Financial Year - 2024-25						Cumulative Tenders since inception		Bid Awards 2024-25 Up to the Month	
		During the Month (June 2024)		Previous Month (May 2024)		Up to the month 2024-25		No.	Value (Rs. in crores)	No.	Contract Value (Rs. in crores)
		No.	Value (Rs. in crores)	No.	Value (Rs. in crores)	No.	Value (Rs. in crores)				
A Central Public Procurement Portal											
1	Defence Establishments	6,161	3,782	5,513	3,517	14,808	11,016	3,32,188	2,29,150	4,603	3,649
2	Central Govt Organisation	4,531	10,410	3,780	4,863	11,124	20,888	11,42,218	43,72,746	1,294	54,902
3	Central CPSEs	2,945	94,848	2,443	34,937	7,158	1,53,454	2,00,623	26,76,819	2,297	3,432
4	Pradhan Mantri Gram Sadak Yojana	985	2,439	744	2,016	2,385	8,184	2,02,805	5,91,873	222	1,100
	SUB TOTAL	14,622	1,11,479	12,480	45,333	35,475	1,93,543	18,77,834	78,70,587	8,416	63,082
B Major Central Public Sector Enterprises & Defence PSUs											
1	Coal India Limited	2,145	1,842	2,118	2,924	5,465	5,384	3,28,913	6,17,906	6,271	2,901
2	Bharat Heavy Electricals Limited	971	885	1,189	897	2,904	2,422	37,263	32,248	85	317
3	NTPC	818	335	938	2,993	2,721	3,628	87,892	3,26,160	404	682
4	Indian Oil Corp Ltd	639	4,397	859	4,061	2,111	11,476	1,79,936	4,56,488	692	4,623
5	Defence PSUs #	189	200	171	169	554	581	30,609	27,765	56	37
6	Chennai Petroleum Corp Ltd	52	0	29	1	104	1	9,623	819	11	29
	SUB TOTAL	4,814	7,659	5,304	11,046	13,859	23,493	6,74,236	14,61,387	7,519	8,587
# Comprises of Goa Shipyard Ltd,Hindustan Shipyard Ltd,Mishra Dhatu Nigam Ltd,Mazagon Dock Ltd,Bharat Electronics Ltd, Garden Reach Ship Builders and Engineers Ltd.											

NIC eProcurement (GePNIC[®]) Tender Statistics for the Month of June - 2024

Sl. No	State/Organization	Current Financial Year - 2024-25						Cumulative Tenders since inception		Bid Awards 2024-25 Up to the Month	
		During the Month (June 2024)		Previous Month (May 2024)		Up to the month 2024-25					
		No.	Value (Rs. in crores)	No.	Value (Rs. in crores)	No.	Value (Rs. in crores)	No.	Value (Rs. in crores)	No.	Contract Value (Rs. in crores)
C) States & Union Territories											
1	West Bengal	32,024	4,482	540	395	34,132	4,998	14,57,899	6,36,958	19,658	4,102
2	Rajasthan	17,688	22,406	4,915	7,089	22,991	29,961	6,92,832	12,50,323	245	427
3	Uttar Pradesh	14,743	9,760	3,757	2,603	23,214	16,094	15,52,400	16,87,709	4,278	2,309
4	Haryana	12,492	9,002	893	572	13,791	9,729	4,47,949	3,35,744	6,484	4,050
5	Maharashtra	10,320	15,139	803	6,300	11,720	28,011	17,39,292	14,78,057	20,213	57,540
6	Madhya Pradesh	6,538	7,849	697	1,469	7,558	14,395	3,93,684	8,39,581	6,076	21,103
7	Kerala	6,450	3,342	2,348	2,721	9,722	6,597	9,95,207	4,23,348	15,772	5,405
8	Tamil Nadu	6,241	5,998	917	2,172	7,743	9,456	5,17,450	5,08,731	7,242	15,523
9	Jammu & Kashmir	5,931	2,649	1,515	225	8,541	3,378	7,06,932	2,35,345	51	23
10	Jharkhand	2,324	5,201	109	471	2,575	6,095	1,11,982	4,46,039	1,404	5,469
11	Punjab	2,178	1,436	516	74	3,296	7,232	2,42,039	1,93,776	2,548	2,513
12	NCT of Delhi	1,965	956	488	515	2,750	1,502	3,28,980	1,77,821	51	31
13	Tripura	1,446	915	27	21	1,473	936	49,052	39,765	960	614
14	Himachal Pradesh	1,284	1,309	22	200	1,339	1,613	1,25,314	1,09,003	961	825
15	Odisha	1,087	1,970	62	237	1,371	2,891	4,78,435	5,21,619	6,247	5,500
16	Uttarakhand	961	1,447	286	325	1,384	2,056	82,332	1,60,744	196	3,665
17	Ladakh	689	1,216	217	171	951	1,416	30,921	20,542	5	1
18	Chandigarh UT	676	110	60	157	828	709	96,605	34,166	334	443
19	Assam	392	1,356	20	1,410	443	3,212	58,073	2,52,941	1,500	8,027
20	Goa	343	476	149	58	598	553	15,703	21,560	577	443
21	Andaman	330	100	122	61	500	170	14,634	10,529	18	23
22	Puducherry	220	32	8	128	229	161	15,329	7,655	129	30
23	Daman and Diu	47	87	0	0	47	87	3,412	11,089	0	0
24	Dadra and Nagar Haveli	46	105	0	0	46	105	6,835	16,305	10	73
25	Lakshadweep	41	263	12	3	59	267	2,774	6,563	0	0
26	Manipur	12	501	6	63	18	565	2,511	35,400	2	28
27	Arunachal Pradesh	8	283	2	0	24	301	1,682	19,141	0	0
28	Meghalaya	8	202	2	150	11	353	1,511	12,551	0	0
29	Sikkim	1	8	0	0	2	8	683	8,349	1	696
30	Nagaland	0	0	0	0	0	0	575	3,587	7	32
31	Mizoram	0	0	0	0	0	0	380	4,573	0	0
	Sub Total	1,26,485	98,602	18,493	27,589	1,57,356	1,52,851	1,01,73,407	95,09,515	94,969	1,38,896
	GRAND TOTAL	1,45,921	2,17,740	36,277	83,968	2,06,690	3,69,887	1,27,25,477	1,88,41,489	1,10,904	2,10,565