

CPPP NEWSLETTER

▶ November 2024

GePNIC
eProcurement Platform


सर्वकारो मह्यम्
<https://eprocure.gov.in>

DURING NOVEMBER 2024

#Tenders
1.59 LAKH

#Value
₹ 1.64 LAKH CR.

CUMULATIVE SINCE INCEPTION

#Tenders
136 LAKHS

#Value
₹200 LAKH CR.

SINCE INCEPTION

#Bidders/
Contractors
7 LAKHS

#Department
Users
5.6 LAKHS

Central Public Procurement Portal (CPMP)

Central Public Procurement Portal (CPMP) of Government of India is operational since 2012. It hosts the Government eProcurement System (GePNIC®) developed by National Informatics Centre in close coordination with Department of Expenditure, Ministry of Finance. CPMP provides a single point access to all the tendering information on various procurements made across the country.

IT FACILITATES :

- **ePublishing:** Publishing of tender enquiries, corrigendum & award of contract details.
- **XML:** Facilitates publishing the metadata of tenders published by organisations using varied eProcurement System.
- **GeM Bids:** All the bids published on Government eMarket Place is also shown here.
- **eProcurement:** Complete gamut of Procurement Goods, Works and Services including Global Tenders, Pre-Post integrations and is implemented in around 775+ Central Government Ministries/Departments and Public Sector Units, it is also used in 31 State Government/Union Territories for online tendering. Many World Bank and ADB tenders are processed using this GePNIC® platform.

National Informatics Centre
A-Block, CGO Complex
Lodhi Road, Delhi-110 003
cpmp-nic@nic.in

Procurement Policy Division
Department of Expenditure
Ministry of Finance
North Block New Delhi
cpmp-doe@nic.in

Centralized 24 X 7
Telephonic Help Desk & eMail
Support
0120-4200462 | 0120-4001002
support-eproc@nic.in

STATE IN FOCUS

ASSAM

Portal URL:
<https://assamtenders.gov.in/>

Government of Assam adopted GePNIC in 2015, and since then the state processed more than 62 thousand tenders worth 2.64 Lakh Crore.

ABOUT THE TRANSPARENCY TENDER ACT, 2017

Assam is one of the states that has its own procurement Act/Rules namely the Assam Public Procurement Act, 2017, the act was enacted in April 2017 to improve the transparency and efficiency of public procurement. The act includes provisions such as:

- **Bidder qualifications:** Bidders must have the necessary resources, certification, experience, and competencies required by the bidding documents.
- **Quality and Cost Based Selection (QCBS) method:** This method of evaluation is only prescribed for consultancy services.
- **Request for Quotation and Spot Purchase method:** These methods can be used when the estimated cost of procurement is less than one lakh rupees on a single occasion, and less than five lakh rupees in a financial year.

Insight of this financial year / Apr 2024 - Nov 2024



	Goods	Works	Services	Total
Numbers	598	3,410	640	4,648
Value (Rs. in crores)	1,217	12,484	673	14,374



	Goods	Works	Services
Numbers	246	3,415	174
Value (Rs. in crores)	1,004	14,439	360

STATE PUBLIC PROCUREMENT PORTAL (SPPP) OF ASSAM

- Assam has notified the Assam Public Procurement Act, 2017 and corresponding Rules, 2020 since September, 2021. The State Public Procurement Portal has been set up in pursuance of provisions of Sec.17 of the Act, 2017.
- In order to ensure that complete transparency is made in the public procurement process and to extend the bidders and citizens a single centralized platform for access to any procurement-related information, the State Public Procurement Portal (SPPP) has been envisaged.
- It is accessible to the general public so that people can have credible information on public procurement of goods, work, and services by the procuring entities.

ORGANISATIONS ONBOARDED

1

IITI DRISHTI CPS Foundation – Indore

Ministry of Science and Technology

2

Indian Institute of Information Technolgy - Ranchi

Ministry of Textiles

3


Lokpal of India

Lokpal of India

4

Broadcast Engineering Consultants India Limited

Ministry of Information and broadcasting



PROCURING ENTITIES FLOATED FIRST TENDER IN THIS MONTH

01

Ahmedabad Textile Industry Research Association

Ministry of Science and Technology

02

Gati Shakti Vishwavidyalaya

Ministry of Railways

03

Indian Institute Of Information Technology Design and Manufacturing Kurnool

Ministry of Education

04

Indian Institute of Science Bangalore - World Bank Tenders

Ministry of Education


GLIMPSE OF MAJOR WORKSHOP DURING MONTH NOVEMBER



Two day training on eProcurement for Maharashtra Industrial Development Corporation (MIDC) on 27th & 28th November 2024. 110 officers attended the training.



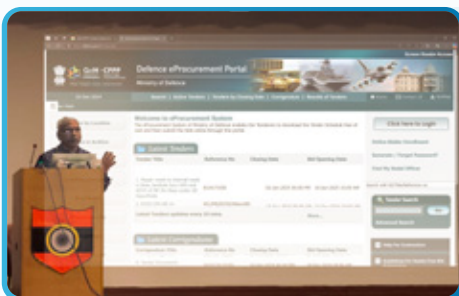
On November 22nd, 2024, the Cluster University of Jammu conducted successful training, covering tender creation, bid openings, technical and financial evaluations, and AOC publication. The training was attended by 35 officers.



Half days training on eProcurement for Directorate of Prosecution Maharashtra State Mumbai on 29th November 2024. 15 department officers attended the training.



One day training on eProcurement for the Social Welfare Department, Kohima, Nagaland on 27th November 2024 at the Directorate of Social Welfare.



Two day training on eProcurement for the officials of Western Command, Army on 27th & 28th November 2024 at Chandigarh. Around 80 officials attended the training.



As part of MDP, "Training on Public Procurement Basic/Advanced" organised by DoE, Min of Finance at Arun Jaitley National Institute of Financial Management, Faridabad, two trainings were conducted during the month November 2024. Around 75 officials attended the training.

MONTHLY STATISTICS AND SUPPORT / ASSISTANCE

(<https://eprocure.gov.in>)

# SMS Sent	24,01,685
# Mails Sent	30,84,089
# Tender	1,54,826
# Value of Tenders	₹ 1,63,965.37 Cr.
Award of Contract (AoC)	52,470
No. of Payments done through online	2,40,309
Value of payment done through online	₹ 2,095.41 Cr.
# Visitors this month	2,26,852
# Department Users up to the month	5,63,618
# Bidders/ Contractors up to the month	7,00,000

Daily Web Learning (eprocure.gov.in)	Mon – Fri (2.30- 4.30 PM) http://webcon.nic.in/
eProcurement (eprocure.gov.in) eAuction (eauction.gov.in)	Wednesday (2.00- 5.30 PM)
Centralized 24 X 7 Telephonic Help Desk & eMail Support	0120-4200462 0120-4001002 0120-4001005 support-eproc@nic.in
# Support Calls	24,659
# Support Mails	5,358
# Tender Cum Auction	989
# People who attended Web Learning	39

NIC eProcurement (GePNIC) Tender Statistics for the Month of November - 2024

Sl. No	State/Organization	Current Financial Year 2024-25						Cumulative Tenders		Bid Awards 2024-25 Up to the Month	
		During the Month (November 2024)		Previous Month (October 2024)		Up to the Month (2024-25)		No.	Value (Rs. in crores)	No.	Contract Value (Rs. in crores)
		No.	Value (Rs. in crores)	No.	Value (Rs. in crores)	No.	Value (Rs. in crores)				
Central Public Procurement Portal											
1	Defence Establishments	5218	3975.54	5201	5090.76	40801	32981.49	358181	251114.74	18534	11364.78
2	Central Govt Organisation	4208	11048.37	4672	21354.11	34049	166788.99	1165143	4518646.56	3868	128788.20
3	Central CPSEs	4087	45447.11	3211	40508.87	24463	414335.37	217928	2937699.78	5518	13384.67
4	PM Gram Sadak Yojana	864	2964.57	804	2425.40	6199	20466.08	206619	604155.45	1739	6493.07
	SUB TOTAL	14377	63435.59	13888	69379.14	105512	634571.93	1947871	8311616.53	29659	160030.72
Major Central Public Sector Enterprises & Defence PSUs											
1	Coal India Limited	2033	1128.68	1938	2033.34	16365	12981.45	339813	625503.69	14527	6392.62
2	Bharat Heavy Electricals Limited	956	366.00	980	488.42	7724	5732.21	42083	35557.43	248	1021.18
3	NTPC	795	97.38	759	412.50	6945	4772.91	92116	327305.14	951	2246.23
4	Indian Oil Corp Ltd	630	3236.76	698	3552.57	5716	33936.26	183541	478947.66	1986	14062.89
5	Defence PSUs #	242	719.98	154	217.76	1531	2508.77	31586	29692.74	125	104.40
6	Chennai Petroleum Corp Ltd	42	82.22	30	17.02	321	388.02	9840	1206.50	25	61.44
	SUB TOTAL	4698	5631.01	4559	6721.61	38602	60319.62	698979	1498213.17	17862	23888.76

Comprises of Goa Shipyard Ltd, Hindustan Shipyard Ltd, Mishra Dhatu Nigam Ltd, Mazagon Dock Ltd, Bharat Electronics Ltd, Garden Reach Ship Builders and Engineers Ltd.

NIC eProcurement (GePNIC) Tender Statistics for the Month of November - 2024

Sl. No	State/Organization	Current Financial Year 2024-25						Cumulative Tenders		Bid Awards 2024-25 Up to the Month	
		During the Month (November 2024)		Previous Month (October 2024)		Up to the Month (2024-25)					
		No.	Value (Rs. in crores)	No.	Value (Rs. in crores)	No.	Value (Rs. in crores)	No.	Value (Rs. in crores)	No.	Contract Value (Rs. in crores)
States & Union Territories											
1	Uttar Pradesh	23410	14347.25	24205	15019.94	126465	94297.81	1655651	1765912.84	16576	13629.14
2	Jammu & Kashmir	22372	3806.60	32589	2665.60	92468	15662.79	790859	247629.33	234	113.17
3	West Bengal	21586	4150.94	15366	3913.55	213679	32326.40	1637446	664286.06	103360	18222.60
4	Kerala	20718	3866.73	14536	3419.38	68592	31340.08	1054077	448091.24	37327	14135.40
5	Tamil Nadu	9823	10894.23	9480	9610.82	62711	60537.19	572418	559812.23	28813	35431.85
6	Haryana	6240	4589.12	5971	4133.31	43686	29476.33	477844	355491.15	22587	15862.87
7	Madhya Pradesh	6148	5403.88	7148	6576.03	42096	63936.20	428222	889123.03	20786	44623.37
8	Rajasthan	6114	21369.01	9351	16039.23	82022	111210.64	751863	1331572.96	1629	3584.03
9	Odisha	4942	4096.91	5259	3935.64	17144	16239.44	494208	534967.23	13004	13233.84
10	Punjab	3414	1772.56	1608	1804.35	17735	18482.98	256478	205026.19	10046	5793.04
11	Maharashtra	2422	8440.78	30459	54667.36	130493	247827.80	1858065	1697873.53	75819	3573451.96
12	NCT of Delhi	1711	2268.49	1592	1196.30	11562	8136.56	337792	184454.74	424	139.36
13	Himachal Pradesh	1515	1096.75	1257	3878.10	8857	9777.72	132832	117167.01	3847	3591.57
14	Tripura	1059	696.57	750	2153.94	6340	6315.73	53919	45144.82	4559	2686.16
15	Uttarakhand	973	1287.66	1119	1635.09	7247	10823.62	88195	169511.39	1283	11375.77
16	Ladakh	660	499.10	851	470.52	4571	4966.71	34541	24092.91	106	81.52
17	Assam	645	2142.41	1053	2322.16	4648	14374.40	62278	264104.25	3835	15803.30
18	Goa	553	765.04	528	769.66	3159	4060.69	18264	25068.08	1584	1490.50
19	Chandigarh UT	517	102.29	550	136.73	3902	1353.32	99679	34811.20	2305	747.48
20	Andaman	383	105.87	417	572.56	2404	1484.96	16538	11844.05	131	30.73
21	Puducherry	171	155.17	166	208.31	1261	790.44	16361	8284.62	589	281.29
22	Jharkhand	154	1440.70	1622	4910.01	13513	30777.84	122920	470721.94	6047	19615.49
23	Daman and Diu	62	85.89	58	176.16	341	707.08	3706	11709.06	5	5.13
24	Dadra and Nagar Haveli	46	576.14	50	344.92	304	1609.39	7093	17809.31	58	229.77
25	Arunachal Pradesh	40	375.76	25	325.07	151	1761.99	1809	20602.02	1	4.15
26	Lakshadweep	31	46.63	42	26.17	248	766.34	2963	7062.60	2	5.34
27	Manipur	18	317.73	19	228.71	105	1847.07	2598	36682.92	9	145.67
28	Meghalaya	10	81.09	9	136.62	65	1085.67	1565	13283.05	7	19.91
29	Nagaland	7	94.81	18	153.51	82	434.79	657	4022.20	15	65.42
30	Mizoram	4	22.67	5	13.62	12	574.41	392	5147.52	0	0.00
31	Sikkim	3	0.00	1	0.00	11	49.28	692	8390.43	6	727.41
	Sub Total	135751	94898.78	166104	141443.36	965874	823035.69	10981925	10179699.89	354994	3795127.22
	TOTAL	154826	163965.37	184551	217544.10	1109988	1517927.24	13628775	19989529.59	402515	3979046.70