

# CPPP

MAY 2025

## NEWSLETTER

### Central Public Procurement Portal (CPPP)

Central Public Procurement Portal provides a single point access to all the tendering information on various procurement made across the country. It is integrated with Government eMarketplace and is called as GeM-CPPP. It hosts the Government eProcurement System (GePNIC®) for electronic procurement developed by National Informatics Centre in close coordination with Department of Expenditure, Ministry of Finance.

### It facilitates

**ePublishing:** Publishing of tender enquiries, corrigendum & award of contract details.

**XML:** Facilitates publishing the metadata of tenders published by organisations using varied eProcurement System.

**GeM Bids:** All the bids published on Government eMarket Place is also shown here.

**eProcurement:** Complete gamut of Procurement Goods, Works and Services including Global Tenders, Pre-Post integrations and is implemented in around 800+ Central Government Ministries / Departments and Public Sector Units, it is also used in 31 State Government/Union Territories for online tendering. Many World Bank and ADB tenders are processed using this GePNIC® platform.

#### During May 2025

#Value	#Tenders
₹ 2.33 Lakh Cr.	1.74 Lakh

#### Cumulative Since Inception

#Value	#Tenders
₹215.37 Lakh Cr.	146.93 Lakh

#### Since Inception

#Bidders/ Contractors	#Department Users
7 Lakh	5.86 Lakh

## State in Focus

(<https://eproc.punjab.gov.in/nicgep/app>)

Government of Punjab adopted GePNIC in 2010, and since then the state processed 2.8 Lakh tenders worth 2.39 Lakh Crore.




Punjab is one of the states that has its own procurement Act/Rules namely the Punjab Transparency in Public Procurement Act, 2019 followed by Punjab Transparency in Public Procurement Rules, 2022.

### Tender Published during 2024-25

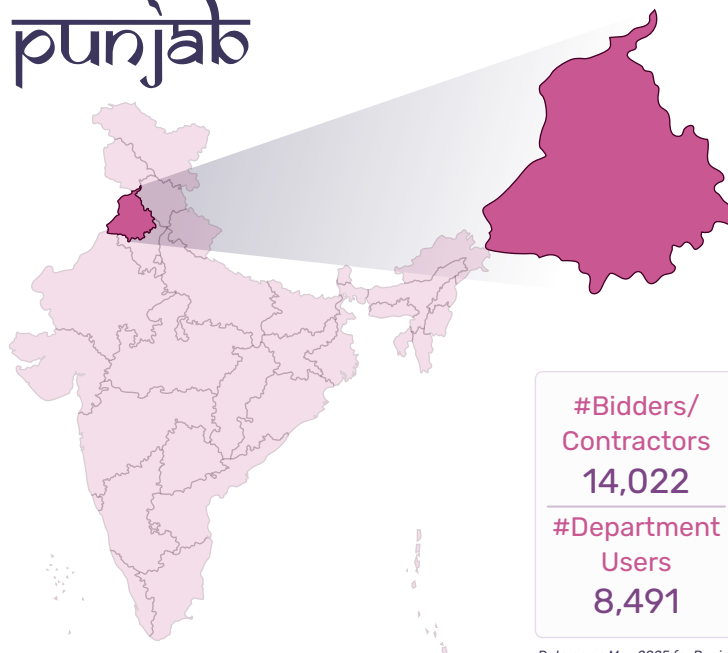
	Goods	17.4%
	Works	74.3%
	Services	8.3%

	Goods	Works	Services	Total
Numbers	5,243	22,389	2,503	30,135
Value (Rs. in Crores)	24,587	19,262	1,305	45,154

### Bid awarded during 2024-25

	Numbers of Tenders		Value (Rs. in Crores)
	40.8%	2,138	3,839
	56.4%	12,619	7,098
	57.9%	1,450	392

punjab



Data as on May 2025 for Punjab

### Few Top Product categories

Aprox. Values



Civil Works ----- 39%



Food Products ----- 11%



Civil Works - Canal ----- 7.3%

### The act includes provisions such as:

- Fundamental Principles of Procurement** - Public entities are accountable for ensuring efficiency, economy, transparency, fair and equitable treatment of bidders, promoting competition, and preventing corrupt practices
- Documentation** - Maintaining comprehensive records of procurement proceedings, including tender details, bid evaluations, and decisions made during the process.
- Annual Procurement Plan** - Procuring entities must prepare an annual procurement plan before each financial year and publish it on the State Public Procurement Portal.
- Blacklisting of Bidders** -The Act outlines procedures for blacklisting bidders for reasons such as false representations, non-compliance, or other irregularities
- Code of Integrity** -The Act enforces a code of integrity for both procuring entities and bidders.
- Preferential and Mandatory Procurement:** The Act allows for mandatory procurement or price preferences in certain cases, such as promoting domestic industry or furthering socio-economic policies.
- Sustainable and Green Public Procurement** - These regulations mandate state agencies to prioritize environmentally friendly products and services, particularly those with eco-labels.

## Organisations Onboarded in this month

01

All India Institute of Medical Sciences - Rajkot  
Ministry of Health and Family Welfare



02

All India Institute of Medical Sciences Vijaypur Jammu  
Ministry of Health and Family Welfare



03

Terra Clean Limited  
Ministry of Corporate Affairs



## Procuring Entities floated first tender in this month

1

Madhya Pradesh Paschim Kshetra Vidhyut Vitran  
Company Limited Inodre  
Government of Madhya Pradesh



2

Indian Institute of Management Tiruchirappalli  
Ministry of Education



3

National Cooperative Development Corporation  
Ministry of Agriculture and Farmers Welfare



4

North Eastern Institute of Ayurveda and Homoeopathy  
Ministry of AYUSH



5

Spices Board  
Ministry of Commerce and Industry



स्पाइसेस बोर्ड  
भारत



## Glimpse of Major Trainings

During Month May

01



Two day training on eProcurement and eAuction for Assam Administrative Staff College, Guwahati, Assam on 5<sup>th</sup> & 6<sup>th</sup> May 2025. Around 33 officials attended the training.

02

One day training on eAuction for the officials of Indian Oil Corporation Ltd. On 6<sup>th</sup> May 2025 at IOCL, New Delhi.

03

One day online training on Tender Cum Auction for the officials of Numaligarh Refinery Limited and other dept officials on 15<sup>th</sup> May 2025.

04



One day training on eProcurement for the officials of North Eastern Handicrafts and Handlooms Development Corporation Limited (NEHHDC) at Craft Promotion and Experience Centre, Assam on 16<sup>th</sup> May 2025.

05



One day training on eProcurement for the officials of Industries and Commerce Department at JKIMPARD, Jammu on 20<sup>th</sup> May 2025. Training was attended by 14 Officers.

06



One day training on eProcurement for the officials of Dhanvantri Library at University of Jammu on 23<sup>rd</sup> May 2025 at Jammu.

07



One day training on eAuction for HALDIA DEVELOPMENT AUTHORITY at NIC Office, Jalasampad Bhawan. West Bengal on 26<sup>th</sup> May 2025.

## Glimpse of Major Training Continues...

During Month May

08



Three day training on eProcurement from 26<sup>th</sup> May 2025 to 28<sup>th</sup> May 2025 for the officials of Department of Information Technology, Department of Printing & Stationery, Department of Electricity and Department of Women & Child Development, Lakshadweep .

09



One day training on eProcurement for the officials of Higher Education Department at JKIMPARD, Jammu on 28<sup>th</sup> May 2025, Training was attended by 25 Officers.

10



One day training on eProcurement for Civic Training Institute and Research Centre MCGM Mumbai on 30<sup>th</sup> May 2025. 25 officers attended the training.

11

One day online training on eProcurement for the officials of Terra Clean Limited, AIIMS Rajkot, Central University of Rajasthan and Indian Institute of Management Tiruchirappalli on 28<sup>th</sup> May 2025.

12

As part of MDP, "Training on Public Procurement Basic/Advanced" organised by DoE, Min of Finance at Arun Jaitley National Institute of Financial Management, Faridabad, Two trainings were conducted during the month May 2025. Around 70 officials attended the training.



# Monthly Statistics and Support / Assistance

(<https://eprocure.gov.in>)

# SMS Sent	25,78,676
# Mails Sent	33,68,264
# Tender	1,73,536
# Value of Tenders	₹2,32,891 Cr.
Award of Contract (AoC)	67,489
No. of Payments done through online	2,96,801
Value of payment done through online	₹2,610 Cr.
# Visitors this month	2,26,729
# Department Users up to the month	5,85,724
# Bidders/ Contractors up to the month	7,00,000

Daily Web Learning ( <a href="https://eprocure.gov.in">eprocure.gov.in</a> )	Mon – Fri (2.30- 4.30 PM) <a href="https://eprocure.gov.in/cppp/trainingdisp">https://eprocure.gov.in/cppp/trainingdisp</a>
eProcurement ( <a href="https://eprocure.gov.in">eprocure.gov.in</a> ) eAuction ( <a href="https://eauction.gov.in">eauction.gov.in</a> )	Wednesday (2.00- 5.30 PM)
Centralized 24 X 7 Telephonic Help Desk & eMail Support	0120-4200462 0120-4001002 0120-4001005 support-eproc@nic.in
# Support Calls	33,255
# Support Mails	6,007
# Tender Cum Auction	1,112
# People who attended Web Learning	61

## NIC eProcurement (GePNIC) Tender Statistics for the Month of May - 2025

Sl. No	State/Organization	Current Financial Year 2025-26						Cumulative Tenders		Bid Awards 2025-26 Up to the Month	
		During the Month (May 2025)		During the Month (April 2025)		Up to the Month (2025-26)					
		No.	Value (Rs. in crores)	No.	Value (Rs. in crores)	No.	Value (Rs. in crores)	No.	Value (Rs in crores)	No.	Contract Value (Rs. in crores)
Central Public Procurement Portal											
1	Defence Establishments	5949	5325.09	3172	3414.76	9121	8739.85	385684	282001.14	3376	2875.77
2	Central Govt Organisation	4167	14140.61	3257	62834.13	7424	76974.74	1190207	4787443.20	952	53051.01
3	Central CPSEs	2931	42298.97	2641	69849.33	5572	112148.30	239262	3217231.70	1519	19220.92
4	PM Gram Sadak Yojana	1292	5598.89	705	3599.05	1997	9197.94	211455	639881.72	395	1797.48
	SUB TOTAL	14339	67363.56	9775	139697.28	24114	207060.83	2026608	8926557.76	6242	76945.19
Major Central Public Sector Enterprises & Defence PSUs											
1	Coal India Limited	1867	687.66	1166	986.54	3033	1674.20	354240	632697.92	4032	2799.22
2	Bharat Heavy Electricals Ltd	1159	1315.79	1063	1466.30	2222	2782.09	48692	41999.53	63	35.37
3	NTPC	799	81.48	817	936.85	1616	1018.33	97038	331208.20	210	860.08
4	Indian Oil Corp Ltd	389	5830.34	394	2425.50	783	8255.84	186443	520867.17	411	2878.89
5	Defence PSUs #	234	409.84	254	2201.44	488	2611.28	32916	33313.76	21	14.05
6	Chennai Petroleum Corp Ltd	48	46.84	30	147.16	78	194.00	10065	1712.04	1	0.57
	SUB TOTAL	4496	8371.95	3724	8163.79	8220	16535.74	729394	1561798.62	4738	6588.19
# Comprises of Goa Shipyard Ltd,Hindustan Shipyard Ltd,Mishra Dhatu Nigam Ltd,Mazagon Dock Ltd,Bharat Electronics Ltd, Garden Reach Ship Builders and Engineers Ltd.											

## NIC eProcurement (GePNIC) Tender Statistics for the Month of May - 2025

Sl. No	State/Organization	Current Financial Year 2025-26						Cumulative Tenders		Bid Awards 2025-26 Up to the Month	
		During the Month (May 2025)		During the Month (April 2025)		Up to the Month (2025-26)					
		No.	Value (Rs. in crores)	No.	Value (Rs. in crores)	No.	Value (Rs. in crores)	No.	Value (Rs in crores)	No.	Contract Value (Rs. in crores)
States & Union Territories											
1	West Bengal	41789	9328.11	20729	7459.26	62518	16787.37	1830121	696953.69	22537	4324.13
2	Uttar Pradesh	22320	14905.41	24330	23766.25	46650	38671.66	1827587	1878449.03	13448	9752.91
3	Rajasthan	17078	28371.46	13753	22500.95	30831	50872.40	820178	1502615.10	534	1486.83
4	Maharashtra	14492	44791.95	13767	19229.06	28259	64021.01	1955933	1828788.52	14501	16643.31
5	Tamil Nadu	12378	11742.06	20398	11465.19	32776	23207.25	640931	637360.55	8541	7361.33
6	Madhya Pradesh	8859	13268.52	7180	9159.29	16039	22427.80	477405	1012400.43	6263	11763.10
7	Kerala	8633	4288.89	10996	4882.60	19629	9171.49	1182230	474885.22	28699	5324.40
8	Haryana	6093	7210.06	6565	3772.26	12658	10982.31	513841	384039.22	7801	4374.66
9	Punjab	4449	4733.75	3701	2605.81	8150	7339.55	277028	239036.91	3861	12453.77
10	Odisha	3502	2654.90	3086	3573.84	6588	6228.74	516204	559304.92	5312	3351.94
11	Jammu & Kashmir	2850	1023.73	2765	973.12	5615	1996.85	825048	254729.19	24	3.59
12	NCT of Delhi	2658	1800.37	1320	1018.44	3978	2818.81	348597	193025.76	57	37.24
13	Himachal Pradesh	2618	1421.49	1757	2060.37	4375	3481.86	147194	134600.07	1481	557.10
14	Tripura	1340	863.01	866	650.46	2206	1513.47	60647	51616.05	1335	1041.27
15	Jharkhand	1180	1511.02	990	1137.24	2170	2648.26	129890	481929.39	1751	2682.33
16	Uttarakhand	1132	1565.59	1182	1822.38	2314	3387.97	94766	180579.12	560	1707.31
17	Chandigarh UT	703	436.37	543	519.16	1246	955.53	102942	36607.48	573	1096.16
18	Ladakh	642	683.60	603	522.43	1245	1206.03	37363	26714.82	29	18.42
19	Goa	637	427.05	1123	691.19	1760	1118.23	22480	28909.11	463	404.02
20	Assam	491	3917.72	584	3131.09	1075	7048.82	67032	283528.59	849	2553.35
21	Puducherry	317	166.21	313	113.17	630	279.38	18034	9269.62	240	98.30
22	Andaman	296	98.47	279	500.28	575	598.75	18651	12868.00	16	3.65
23	Daman and Diu	61	769.43	60	189.10	121	958.53	4116	13117.39	2	0.77
24	Arunachal Pradesh	60	344.28	67	355.29	127	699.57	2367	25839.72	7	94.60
25	Manipur	41	212.16	24	79.42	65	291.58	2809	38807.13	5	77.38
26	Dadra and Nagar Haveli	33	106.38	39	84.89	72	191.27	7308	18754.95	11	62.22
27	Lakshadweep	20	11.92	22	35.44	42	47.36	3135	7807.31	0	0.00
28	Meghalaya	13	398.14	32	1102.46	45	1500.60	1666	17385.40	3	1133.64
29	Sikkim	12	71.80	12	57.91	24	129.71	744	8670.50	0	0.00
30	Mizoram	4	31.64	4	96.33	8	127.97	411	5390.75	1	0.30
31	Nagaland	0	0.00	2	0.00	2	0.00	671	4175.69	3	117.70
	Sub Total	154701	157155.49	137092	123554.66	291793	280710.15	11937329	11048159.65	118907	88525.73
TOTAL		173536	232890.99	150591	271415.73	324127	504306.72	14693331	21536516.02	129887	172059.11