

# July 2025 CPPP NEWSLETTER

## During July 2025

#Value	#Tenders
₹ 2.78 Lakh Cr.	1.76 Lakh

## Cumulative Since Inception

#Value	#Tenders
₹ 220.15 Lakh Cr.	150.37 Lakh

## Since Inception

#Bidders/ Contractors	#Department Users
7 Lakh	5.93 Lakh

## Central Public Procurement Portal (CPPP)

Central Public Procurement Portal provides a single point access to all the tendering information on various procurement made across the country. It is integrated with Government eMarketplace and is called as GeM-CPPP. It hosts the Government eProcurement System (GePNIC®) for electronic procurement developed by National Informatics Centre in close coordination with Department of Expenditure, Ministry of Finance.

## It facilitates

### **ePublishing:**

Publishing of tender enquiries, corrigendum & award of contract details.

### **XML:**

Facilitates publishing the metadata of tenders published by organisations using varied eProcurement System.

### **GeM Bids:**

Bids: All the bids published on Government eMarket Place is also shown here.

### **eProcurement:**

Complete gamut of Procurement Goods, Works and Services including Global Tenders, Pre-Post integrations and is implemented in around 800+ Central Government Ministries / Departments and Public Sector Units, it is also used in 31 State Government/Union Territories for online tendering. Many World Bank and ADB tenders are processed using this GePNIC® platform.

# Organisation in Focus



## Coal India Limited (CIL)

A Government of India Undertaking  
A Maharatna Company

<https://coalindiatenders.nic.in/>








Data as on May 2025 for CIL

CIL and its Subsidiary Companies adopted GePNIC in 2013, and since then CIL has processed over 3.58 Lakh tenders worth more than ₹6.44 lakh crore.

CIL is one of the central PSUs that has its own separate manuals for procurement of Goods, Works & Services aligned with manuals of Department of Expenditure (DoE), Ministry of Finance (MoF).

## Few Top Product categories

Aprax. Values

	Electrical and Maintenance ----- 9107   32.81%
	Civil Works - Others ----- 7243   26.09%
	Excavation Department Work ---- 4555   16.41%
	Miscellaneous Works ----- 3409   12.28%
	Civil Works - Buildings ----- 1862   6.71%

## Salient features of these manuals are:

- They are aligned with the manuals of DoE, MoF, ensuring transparency, financial propriety, wide competition and fair and equitable treatment to all supplier.
- Mandatory for all procurement to be made by CIL and its Subsidiary Companies.
- Contain standardized processes for various mode of e-tendering i.e. single tender, limited tender, open tender, global tender, rate contracts etc.
- Defines thresholds values for various mode of e-procurement via GePNIC-based portals.
- Provide office workflows, file management, noting, drafting, approval processes, safe upkeep of documents/procurement files.

## COAL India subsidiaries using GePNIC



**BCCL**  
Bharat Coking Coal Ltd.,  
Dhanbad, Jharkhand



**CCL**  
Central Coalfields Ltd.,  
Ranchi, Jharkhand



**ECL**  
Eastern Coalfields Limited  
Eastern Coalfields Ltd.,  
Dishergarh, West Bengal



**MCL**  
Mahanadi Coalfields Ltd.,  
Sambalpur, Orissa



**NCL**  
Northern Coalfields Ltd.,  
Singarauli, Sidhi, MP



**SECL**  
South Eastern Coalfields Limited  
South Eastern Coalfields Ltd.,  
Bilaspur, Chhattisgarh



**WCL**  
Western Coalfields Ltd.,  
Nagpur, Maharastra






**NEC**  
North Eastern Coalfields,  
Kolkata, West Bengal

## Tender Published during 2024-25

	Goods -----	0.5%
	Works -----	98.5%
	Services -----	1.0%

	Goods	Works	Services	Total
Numbers	141	27,339	279	27,759
Value (Rs. in Crores)	₹ 4,104	₹ 13,732	₹ 665	₹ 18,502

## Bid awarded during 2024-25

	Numbers of Tenders	Awarded Value (in Cr.)
 Goods	40	₹ 1,476.3
 Works	19,707	₹ 7,752.6
 Services	194	₹ 8,817.6





## Important Notification - OM and Circulars of CPPP

### Accessibility Norms

The Ministry of Social Justice & Empowerment directs all government departments to ensure universal accessibility in public procurement as per the Disabilities Act, 2016. Tenders must include accessibility clauses, require compliance documentation, and penalize non-compliance, emphasizing urgent and strict implementation across physical and digital deliverables, following recent Supreme Court directions.

For the OM scan QR or Click on Link <https://l1nq.com/uguh7>



SCAN HERE

### eUPAHAAR 2<sup>nd</sup> Round of Presidential Gift Auction

Link to Portal:

<https://upahaar.rashtrapatibhavan.gov.in>

At an event marking the 3<sup>rd</sup> anniversary of the Hon'ble President's tenure, the 2<sup>nd</sup> round of the eUpahaar portal were inaugurated by Honorable President of India, Smt. Droupadi Murmu on 25<sup>th</sup> July 2025.

#### Success Stories & Testimonials of 1<sup>st</sup> Round Presidential Gift Auction (eUpahaar 2024)

Scan QR or Click on Link to view the Testimonials :

<https://l1nq.com/u6Nqm>



SCAN HERE

HIGHLIGHTS

## E-3UHAAR

Auction of the Presidential Gifts

Bidding starts from

1st August, 2025



## Glimpse of Major Trainings

During Month July



One day training on eProcurement for District Legal Services Authority Mumbai City on 7<sup>th</sup> July 2025.



One day training on eProcurement for District Informatics Officer (DIO) NIC, Maharashtra on 9<sup>th</sup> July 2025. Total 55 officers attended the training.



One day training on eProcurement on 16<sup>th</sup> July 2025 for the officials of the Jal Shakti Department at Jammu.



One day eProcurement awareness for the officials of Defence Financial Management Course at Western Command, Chandimandir, Chandigarh on 9<sup>th</sup> July 2025. Around 100 officials attended the training.

One day training on eProcurement for Assessment and Collection Department BMC, Mumbai on 18<sup>th</sup> July 2025.



## Glimpse of Major Trainings Continues...

During Month July



One day training on eProcurement on 21<sup>st</sup> July 2025 for the officials of Govt. Degree College Marheen at Marheen, Jammu. 25 officials attended the training.



One day training on eProcurement on 30<sup>th</sup> July 2025, for the officials of Culture Department. Total 15 officials attended the training.



One day training on eProcurement for the officials of Information Technology and Communication Department, Nagaland on 22<sup>nd</sup> July 2025 at the NIC Nagaland State Centre in Kohima.

One day training on eProcurement for officials of Slum Rehabilitation Authority on, Mumbai on 30<sup>th</sup> July 2025. Around 35 officers attended the training.



One day online training on QCBS for the officials of NABARD, Rashtriya Raksha University, Cochin Shipyard Limited and Central UP Gas Limited on 24<sup>th</sup> July 2025. Around 75 participants attended the training.



As part of MDP, "Training on Public Procurement Basic/Advanced" organised by DoE, Min of Finance at Arun Jaitley National Institute of Financial Management, Faridabad, Two trainings were conducted during the month July 2025. Around 75 officials attended the training.

## Monthly Statistics and Support / Assistance

(<https://eprocure.gov.in>)

# SMS Sent	30,04,306
# Mails Sent	38,34,067
# Tender	1,76,308
# Value of Tenders	₹2,78,055 Cr.
Award of Contract (AoC)	70,826
No. of Payments done through online	3,20,346
Value of payment done through online	₹3,119.94 Cr.
# Visitors this month	2,22,673
# Department Users up to the month	5,93,265
# Bidders/ Contractors up to the month	7,00,000

Daily Web Learning on eProcurement: Various Topics ([eprocure.gov.in](https://eprocure.gov.in/cppp/trainingdisp))  
**Mon – Fri (2.30- 4.30 PM)**  
<https://eprocure.gov.in/cppp/trainingdisp>

Weekly Web Learning on eAuction ([eauction.gov.in](https://eauction.gov.in))  
**Wednesday (2.00- 5.30 PM)**

Centralized 24 X 7 Telephonic Help Desk & eMail Support  
**0120-4001002**  
**0120-4711508**  
**support-eproc@nic.in**

# Support Calls **29,152**

# Support Mails **6,048**

# Tender Cum Auction **1,582**

# Participants attended Web Learning **47**

### NIC eProcurement (GePNIC) Tender Statistics for the Month of July - 2025

Sl. No.	State/Organization	Current Financial Year - 2025-26						Cumulative Tenders since inception		Bid Awards	
		During the Month (July 2025)		Previous Month (June 2025)		Up to the month 2025-26				2025-26 Up to the Month	
		No.	Value (Rs. in Cr.)	No.	Value (Rs. in Cr.)	No.	Value (Rs. in Cr.)	No.	Value (Rs. in Cr.)	No.	Contract Value (Rs. in Cr.)
A	Central Public Procurement Portal										
1	Defence Establishments	6,472	7,201	6,182	6,410	21,775	22,352	3,98,338	2,95,613	8,372	7,345
2	Central Govt Organisation	4,616	95,131	3,874	14,724	15,914	1,86,830	11,98,697	48,97,298	1,926	1,56,832
3	Central CPSEs	3,959	30,627	2,659	29,403	12,190	1,72,179	2,45,880	32,77,262	3,102	26,429
4	PM Gram Sadak Yojana	1,408	10,911	654	4,278	4,059	24,387	2,13,517	6,55,071	1,230	13,416
	SUB TOTAL	16,455	1,43,871	13,369	54,816	53,938	4,05,747	20,56,432	91,25,244	14,630	2,04,021
B	Major Central Public Sector Enterprises & Defence PSUs										
1	Coal India Limited	1,959	9,442	1,971	1,664	6,963	12,780	3,58,170	6,43,804	6,799	4,626
2	Bharat Heavy Electricals Ltd	1,144	1,294	1,053	1,125	4,419	5,201	50,889	44,419	123	112
3	NTPC	786	1,829	723	204	3,125	3,052	98,547	3,33,242	416	1,227
4	Indian Oil Corp Ltd	426	6,306	339	12,025	1,548	26,587	1,87,208	5,39,199	1,086	5,156
5	Defence PSUs #	204	1,129	203	11,220	895	14,960	33,323	45,662	44	36
6	Chennai Petroleum Corp Ltd	40	37	57	73	175	303	10,162	1,821	3	15
	SUB TOTAL	4,559	20,038	4,346	26,310	17,125	62,884	7,38,299	16,08,147	8,471	11,171

# Comprises of Goa Shipyard Ltd, Hindustan Shipyard Ltd, Mishra Dhatu Nigam Ltd, Mazagon Dock Ltd, Bharat Electronics Ltd, Garden Reach Ship Builders and Engineers Ltd.

## NIC eProcurement (GePNIC) Tender Statistics for the Month of July - 2025

Sl. No.	State/Organization	Current Financial Year - 2025-26						Cumulative Tenders since inception		Bid Awards	
		During the Month (July 2025)		Previous Month (June 2025)		Up to the month 2025-26				2025-26 Up to the Month	
		No.	Value (Rs. in Cr.)	No.	Value (Rs. in Cr.)	No.	Value (Rs. in Cr.)	No.	Value (Rs. in Cr.)	No.	Contract Value (Rs. in cr)
C) States & Union Territories											
1	West Bengal	34,553	9,088	42,241	3,352	1,39,312	29,227	19,06,915	7,09,393	58,186	11,479
2	Uttar Pradesh	18,151	14,043	17,923	10,952	82,724	63,666	18,63,661	19,03,444	22,371	14,851
3	Kerala	17,595	3,693	10,806	3,808	48,030	16,672	12,10,631	4,82,386	46,148	9,721
4	Maharashtra	14,167	18,936	13,522	21,271	55,948	1,04,228	19,83,622	18,68,995	33,091	35,751
5	Tamil Nadu	12,938	11,314	14,724	9,359	60,438	43,880	6,68,593	6,58,033	19,614	18,249
6	Rajasthan	12,263	12,398	14,177	29,985	57,271	93,256	8,46,618	15,44,998	1,186	4,892
7	Jammu & Kashmir	10,540	1,894	5,885	2,889	22,040	6,779	8,41,473	2,59,512	65	39
8	Madhya Pradesh	7,987	11,102	7,069	9,828	31,095	43,358	4,92,461	10,33,330	13,105	19,083
9	Haryana	6,795	6,920	5,463	6,240	24,916	24,142	5,26,099	3,97,199	14,627	9,066
10	Punjab	4,144	5,203	4,098	4,491	16,392	17,034	2,85,270	2,48,731	7,921	15,341
11	Odisha	3,137	4,073	2,899	4,858	12,624	15,160	5,22,240	5,68,236	9,893	6,844
12	Himachal Pradesh	3,023	1,233	3,116	1,588	10,514	6,302	1,53,333	1,37,420	3,163	1,514
13	NCT of Delhi	2,994	1,516	2,040	1,559	9,012	5,894	3,53,631	1,96,101	103	60
14	Assam	1,647	5,163	555	2,400	3,277	14,612	69,234	2,91,092	1,872	5,862
15	Jharkhand	1,161	1,461	1,344	1,245	4,675	5,354	1,32,395	4,84,635	3,393	4,990
16	Tripura	1,013	1,078	1,028	941	4,247	3,532	62,688	53,635	2,798	2,013
17	Ladakh	753	484	503	393	2,501	2,084	38,619	27,592	58	29
18	Chandigarh UT	510	103	661	356	2,417	1,415	1,04,113	37,067	1,322	1,200
19	Uttarakhand	472	2,141	769	1,955	3,555	7,484	96,007	1,84,675	2,024	6,466
20	Goa	439	349	509	644	2,708	2,111	23,428	29,902	1,318	2,797
21	Andaman	391	140	275	118	1,241	858	19,317	13,127	39	5
22	Puducherry	346	110	286	256	1,262	646	18,666	9,636	634	224
23	Manipur	94	296	45	196	204	784	2,948	39,300	6	82
24	Daman and Diu	57	257	31	121	209	1,337	4,204	13,496	6	2
25	Lakshadweep	48	182	25	25	115	254	3,208	8,014	0	0
26	Arunachal Pradesh	32	434	36	385	195	1,518	2,435	26,658	24	257
27	Dadra and Nagar Haveli	19	32	37	292	128	515	7,364	19,079	18	143
28	Sikkim	9	316	12	18	45	463	765	9,004	1	10
29	Nagaland	6	45	4	0	12	45	681	4,221	7	205
30	Meghalaya	5	80	27	83	77	1,664	1,698	17,549	5	1,135
31	Mizoram	5	66	1	5	14	199	417	5,462	2	1
	Sub Total	1,55,294	1,14,147	1,50,111	1,19,615	5,97,198	5,14,472	1,22,42,734	1,12,81,921	2,43,000	1,72,309
GRAND TOTAL		1,76,308	2,78,055	1,67,826	2,00,741	6,68,261	9,83,103	1,50,37,465	2,20,15,312	2,66,101	3,87,502