

# Sep 2025 CPPP NEWSLETTER

## During September 2025

#Value	#Tenders
₹ 2.58 Lakh Cr.	2.43 Lakh

## Cumulative Since Inception

#Value	#Tenders
₹ 225.05 Lakh Cr.	154.76 Lakh

## Since Inception

#Bidders/ Contractors	#Department Users
7 Lakh	6 Lakh

# Central Public Procurement Portal (CPPP)

Central Public Procurement Portal provides a single point access to all the tendering information on various procurement made across the country. It is integrated with Government eMarketplace and is called as GeM-CPPP. It hosts the Government eProcurement System (GePNIC®) for electronic procurement developed by National Informatics Centre in close coordination with Department of Expenditure, Ministry of Finance.

## It facilitates

### **ePublishing:**

Publishing of tender enquiries, corrigendum & award of contract details.

### ***XML:***

Facilitates publishing the metadata of tenders published by organisations using varied eProcurement System.

### ***GeM Bids:***

Bids: All the bids published on Government eMarket Place is also shown here.

### ***eProcurement:***

Complete gamut of Procurement Goods, Works and Services including Global Tenders, Pre-Post integrations and is implemented in around 800+ Central Government Ministries / Departments and Public Sector Units, it is also used in 31 State Government/Union Territories for online tendering. Many World Bank and ADB tenders are processed using this GePNIC® platform.

**National Informatics Centre**

A-Block, CGO Complex, Lodhi Road,  
Delhi-110 003  
cppp-nic@nic.in

**Centralized 24 X 7**

**Telephonic Help Desk & eMail Support**  
0120-4200462 | 0120-4001002  
support-eproc@nic.in

**Procurement Policy Division**

**Department of Expenditure**  
**Ministry of Finance**  
North Block New Delhi

# Organisations in Focus



## Defence Public Sector Units using GePNIC

Data as on March 2025 for Defence PSU



Defence Public Sector Undertakings (PSUs) are government-owned companies in India that play a crucial role in strengthening the nation’s defence capabilities. They are involved in the manufacturing of weapons, ammunition, aircraft, naval vessels, and other strategic equipment. These PSUs not only contribute to self-reliance in defence production but also support research and development, innovation, and Make in India initiatives. Since their onboarding they have floated a total of 32,428 tenders, worth of ₹ 30,702 crores through GePNIC.



**Bharat Electronics Limited**<https://eprocurebel.co.in>

Leader in defence electronics; develops radars, communication systems, electronic warfare, avionics, and advanced sensors for the Armed Forces.



**Garden Reach Shipbuilders & Engineers Limited**<https://eprocuregrse.co.in>

Builds naval warships, patrol vessels, and engineering products; supports coastal security and exports ships to friendly foreign nations.



**Goa Shipyard Limited**<https://eprocuregsl.nic.in>

Produces Offshore Patrol Vessels (OPVs), fast patrol vessels, and offers ship repair; also contributes to exports in the maritime sector.



**Hindustan Shipyard Limited**<https://eprocuregsl.nic.in>

Specializes in shipbuilding, ship repair, and submarine refits; building Fleet Support Ships and Diving Support Vessels for the Navy.



**Mazagon Dock Shipbuilders Limited**<https://eprocuremdl.nic.in>

Premier builder of warships and submarines; delivers destroyers, frigates, and submarines under key naval projects, strengthening maritime defence.



**Mishra Dhatu Nigam Limited**<https://www.eprocuremidhani.nic.in>




Manufactures strategic metals and alloys (titanium, super-alloys, armour steel); supplies to defence, aerospace, and space sectors.


## Tender Published during 2024-25

	Goods	48.84%
	Works	23.77%
	Services	27.39%

	Goods	Works	Services	Total
Numbers	1,159	564	650	2,373
Value (Rs. in Crores)	₹ 1,496.02	₹ 727.93	₹ 1,294.56	₹ 3,518.51

## Bid awarded during 2024-25

	Numbers of Bid awarded	Awarded Value (in Cr.)
	2.24%	26
	25.53%	144
	0.92%	6
		₹ 13.39



## eUPAHAAR 2<sup>nd</sup> Round of Presidential Gift Auction

Link to Portal:

<https://upahaar.rashtrapatibhavan.gov.in>

The 2<sup>nd</sup> round of the eUpahaar portal were inaugurated by Honorable President of India, Smt. Droupadi Murmu on 25<sup>th</sup> July 2025. The auction is extended till 15<sup>th</sup> Oct 2025.. All proceeds will be donated to aid children in need.

Success Stories & Testimonials of 1<sup>st</sup> Round Presidential Gift Auction (eUpahaar 2024)

SCAN HERE



## PM Mementos eAuction (Seventh Round)

Link to Portal:

<https://pmmementos.gov.in>

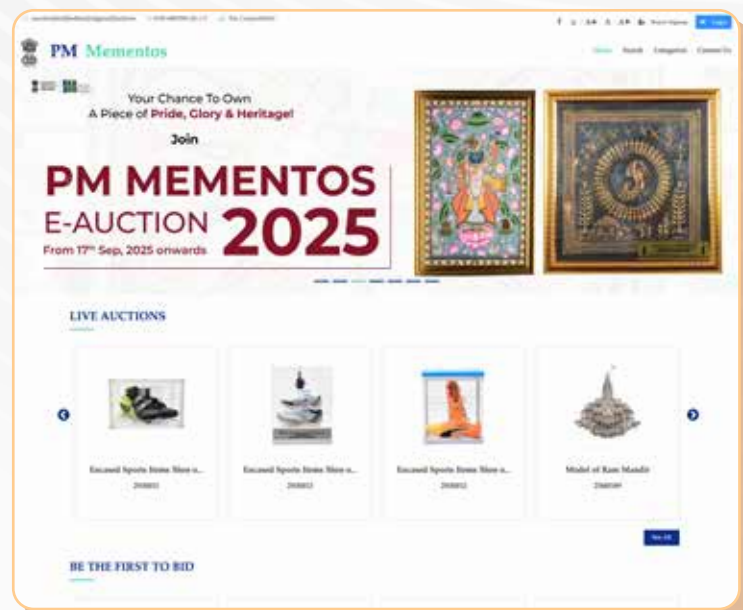
The mementos gifted to Hon'ble PM Shri Narendra Modi in various programmes and events across India are being auctioned through <https://pmmementos.gov.in> from 17<sup>th</sup> September, over 1300 gift items available for auction.

These auctions are being conducted for the seven consecutive year using eAuction India platform developed by NIC. It also has sections for highlighted items, Be the first to Bid, Most Participated Auction etc.

To Bid Visit:

<https://pmmementos.gov.in>

To View the mementos Visit: **National Gallery of Modern Art, New Delhi**



Highlights include a Pashmina shawl, Tanjore Ram Durbar painting, Nataraja statue, Rogan Art from Gujarat, and sports memorabilia from India's Paris Paralympics 2024 athletes.

The proceeds of auctions are going to a noble cause to 'Namami Gange', a Central government project to clean the River Ganga. The Auction is ongoing till 24<sup>th</sup> October 2025.



## Glimpse of Major Trainings



One day training on eProcurement on 8<sup>th</sup> Sept 2025 for the officials of All India Institute of Medical Sciences Department at Vijapur, Jammu. Around 50 officials attended the training.



One day training on eProcurement for Navi Mumbai Municipal Corporation on 10<sup>th</sup> Sept 2025. 12 officers attended the training.



One day training on eProcurement for the officials of Education and Agriculture Department at JKIMPARD, Jammu on 10<sup>th</sup> Sept 2025. Training was attended by 14 Officials.



One day training on eProcurement for the officials of Regional Institute of Correctional Administration (RICA) at Kolkatta on 15<sup>th</sup> Sept 2025. Around 20 officials attended the training.



One day training on eProcurement on 17<sup>th</sup> Sept 2025 for the officials of Education Department at JKIMPARD, Jammu. 20 officials attended the training.



One day training on eProcurement for the officials of Central Warehousing Corporation at CWC HQ, New Delhi on 16<sup>th</sup> Sept 2025. Around 40 officials attended the training.



One day online training on QCBS process on 19<sup>th</sup> Sept 2025 for the officials of Kolkata Port Trust, Anushakti Vidhyut Nigam Limited (ASHVINI), Spices Board, Ordnance Factory Chandigarh, Centre for Development of Advanced Computing and AIIMS, Vijaypur, Jammu. Around 50 participants join the training online.



One day training on eProcurement on 26<sup>th</sup> Sept 2025 for Civic Training Institute and Research Centre Mumbai. 35 officers attended the training.



One day training on eProcurement for Building Construction Brihanmumbai Municipal Corporation on 29<sup>th</sup> Sept 2025. Total 32 officers attended the training.

# Monthly Statistics and Support / Assistance

<https://eprocure.gov.in>

# SMS Sent	22,88,078
# Mails Sent	31,52,089
# Tender	2,57,702
# Value of Tenders	₹2,43,492 Cr.
Award of Contract (AoC)	64,987
No. of Payments done through online	3,15,163
Value of payment done through online	₹3,475.04 Cr.
# Visitors this month	2,97,896
# Department Users up to the month	6,00,268
# Bidders/ Contractors up to the month	7,00,000

Daily Web Learning on eProcurement: Various Topics (eprocure.gov.in)

**Mon – Fri (2.30- 4.30 PM)**  
<https://eprocure.gov.in/cppp/trainingdisp>

Weekly Web Learning on eAuction (eauction.gov.in)

**Wednesday (2.00- 5.30 PM)**

Centralized 24 X 7 Telephonic Help Desk & eMail Support

**0120-4001002  
0120-4711508  
support-eproc@nic.in**

# Tender Cum Auction **1,521**

# Support Calls **30,968**

# Support Mails **5,429**

# Web Learning Participants **90**

## NIC eProcurement (GePNIC) Tender Statistics for the Month of September - 2025

Sl. No.	State/Organization	Current Financial Year - 2025-26						Cumulative Tenders since inception		Bid Awards 2025-26 Up to the Month	
		During the Month (September 2025)		Previous Month (August 2025)		Up to the month 2025-26					
		No.	Value (Rs. in crores)	No.	Value (Rs. in crores)	No.	Value (Rs. in crores)	No.	Value (Rs. in crores)	No.	Contract Value (Rs. in crores)
A	Central Public Procurement Portal										
1	Defence Establishments	5,384	5,645	5,384	6,144	32,543	34,141	409,106	307,402	16,020	12,610
2	Central Govt. Orgranisation	4,271	60,003	3,875	11,992	24,060	258,824	1,206,843	4,969,293	2,895	164,949
3	Central CPSEs	4,190	37,441	3,727	102,942	20,107	312,561	253,797	3,417,645	4,582	38,660
4	PM Gram Sadak Yojana	1,014	3,665	779	5,816	5,852	33,868	215,310	664,552	1,986	21,169
	SUB TOTAL	14,859	1,06,754	13,765	1,26,894	82,562	6,39,395	20,85,056	93,58,892	25,483	2,37,389
B	Major Central Public Sector Enterprises & Defence PSUs										
1	Coal India Limited	2,197	443	2,214	1,108	11,374	14,331	362,581	645,355	9,850	5,639
2	Bharat Heavy Electricals	954	833	1,007	1,293	6,380	7,327	52,850	46,545	196	218
3	NTPC	922	4,853	728	163	4,775	8,068	100,197	338,258	599	1,554
4	Indian Oil Corp Ltd	459	2,786	411	2,766	2,418	32,139	188,078	544,750	1,479	7,348
5	Defence PSUs #	196	350	140	264	1,231	15,573	33,659	46,276	67	126
6	Chennai Petroleum Corp Ltd	56	60	49	85	280	449	10,267	1,967	5	16
	SUB TOTAL	4,784	9,325	4,549	5,679	26,458	77,888	7,47,632	16,23,150	12,196	14,900
	# Comprises of Goa Shipyard Ltd,Hindustan Shipyard Ltd,Mishra Dhatu Nigam Ltd,Mazagon Dock Ltd,Bharat Electronics Ltd, Garden Reach Ship Builders and Engineers Ltd.										



## NIC eProcurement (GePNIC) Tender Statistics for the Month of September - 2025

Sl. No.	State/Organization	Current Financial Year - 2025-26						Cumulative Tenders since inception		Bid Awards 2025-26 Up to the Month	
		During the Month (September 2025)		Previous Month (August 2025)		Up to the month 2025-26					
		No.	Value (Rs. in crores)	No.	Value (Rs. in crores)	No.	Value (Rs. in crores)	No.	Value (Rs. in crores)	No.	Contract Value (Rs. in crores)
C) States & Union Territories											
1	West Bengal	81682	6,356	24059	3,413	245053	38,996	2,012,656	719,162	85,855	15,794
2	Rajasthan	33976	2,113	22064	1,783	78080	10,676	897,513	263,408	106	47
3	Uttar Pradesh	27896	4,230	27340	5,143	103266	26,045	1,265,867	491,759	62,926	13,232
4	Haryana	19634	8,048	18296	10,072	120654	81,786	1,901,591	1,921,563	28,633	21,704
5	Maharashtra	13380	23,447	11760	13,785	81088	1,41,460	2,008,762	1,906,227	50,306	60,606
6	Madhya Pradesh	13318	19,530	13462	19,884	87218	83,294	695,373	697,447	31,287	1,282,455
7	Kerala	11105	14,368	10996	14,465	79372	1,22,088	868,719	1,573,831	1,710	5,905
8	Tamil Nadu	7855	9,016	7594	9,148	46544	61,521	507,910	1,051,494	19,828	27,081
9	Jammu & Kashmir	6779	4,964	6754	8,502	38449	37,608	539,632	410,665	21,947	15,653
10	Jharkhand	5383	10,164	5246	4,645	27021	31,842	295,899	263,539	11,847	20,162
11	Punjab	4529	851	2841	1,433	17884	8,585	160,703	139,704	5,114	3,337
12	NCT of Delhi	3618	6,515	2660	4,311	18902	25,985	528,518	579,061	13,299	9,768
13	Tripura	2063	1,140	1826	1,863	12901	8,897	357,520	199,104	137	76
14	Himachal Pradesh	1299	5,925	1346	3,672	7320	14,951	135,040	494,232	4,734	6,950
15	Odisha	1149	1,571	1083	2,065	5787	11,120	98,239	188,311	2,729	7,635
16	Uttarakhand	905	4,807	1819	5,609	6001	25,029	71,958	301,509	2,760	10,213
17	Ladakh	881	820	850	737	5978	5,089	64,419	55,192	4,582	2,883
18	Chandigarh UT	561	179	586	100	3564	1,694	105,260	37,345	2,157	1,390
19	Assam	504	360	537	401	3542	2,845	39,660	28,353	60	31
20	Goa	445	424	307	253	3460	2,788	24,180	30,579	1,856	3,243
21	Andaman	440	215	293	161	1995	1,022	19,399	10,012	1,048	473
22	Puducherry	342	53	327	45	1910	956	19,986	13,226	73	7
23	Daman and Diu	85	689	37	242	317	2,449	2,557	27,589	29	502
24	Dadra and Nagar Haveli	69	346	25	260	222	1,121	7,458	19,684	29	176
25	Lakshadweep	57	534	56	658	322	2,529	4,317	14,688	10	3
26	Manipur	37	151	29	208	143	2,023	1,764	17,907	8	1,314
27	Arunachal Pradesh	26	84	21	12	162	350	3,255	8,110	-	-
28	Meghalaya	25	341	51	438	280	1,563	3,024	40,078	7	87
29	Sikkim	6	61	9	217	60	741	780	9,282	4	140
30	Nagaland	6	1	9	48	27	94	696	4,270	41	591
31	Mizoram	4	111	2	0	20	310	423	5,573	3	24
	Sub Total	2,38,059	1,27,413	1,62,285	1,13,572	9,97,542	7,55,456	12,643,078	11,522,906	353,125	1,511,482
GRAND TOTAL		2,57,702	2,43,492	1,80,599	2,46,144	11,06,562	14,72,739	1,54,75,766	2,25,04,948	3,90,804	17,63,771