

Aug 2025 CPPP NEWSLETTER

During August 2025

#Value	#Tenders
₹ 2.46 Lakh Cr.	1.81 Lakh

Cumulative Since Inception

#Value	#Tenders
₹ 222.31 Lakh Cr.	151.96 Lakh

Since Inception

#Bidders/ Contractors	#Department Users
7 Lakh	5.93 Lakh

Central Public Procurement Portal (CPPP)

Central Public Procurement Portal provides a single point access to all the tendering information on various procurement made across the country. It is integrated with Government eMarketplace and is called as GeM-CPPP. It hosts the Government eProcurement System (GePNIC®) for electronic procurement developed by National Informatics Centre in close coordination with Department of Expenditure, Ministry of Finance.

It facilitates

ePublishing:

Publishing of tender enquiries, corrigendum & award of contract details.

XML:

Facilitates publishing the metadata of tenders published by organisations using varied eProcurement System.

GeM Bids:

Bids: All the bids published on Government eMarket Place is also shown here.

eProcurement:

Complete gamut of Procurement Goods, Works and Services including Global Tenders, Pre-Post integrations and is implemented in around 800+ Central Government Ministries / Departments and Public Sector Units, it is also used in 31 State Government/Union Territories for online tendering. Many World Bank and ADB tenders are processed using this GePNIC® platform.

National Informatics Centre

A-Block, CGO Complex, Lodhi Road,
Delhi-110 003
cppp-nic@nic.in

Centralized 24 X 7

Telephonic Help Desk & eMail Support
0120-4200462 | 0120-4001002
support-eproc@nic.in

Procurement Policy Division

Department of Expenditure
Ministry of Finance
North Block New Delhi

State in Focus



West Bengal
West Bengal Government
eProcurement System

Data as on March 2025 for West Bengal



Government of West Bengal adopted GePNIC for electronic procurement in 2011, and since then the state has processed over 19 lakh tenders worth more than ₹7 lakh crore.

The portal is being used by State Government Departments, Undertakings, Autonomous bodies including Zilla Parishad, Gorkha Territorial Administration and various Public Sectors across the State.

Few Top Product categories

Aprox. Values

	Civil Works ----- 2,71,837 79.06%
	Electrical Work/ Equipment ----- 12,243 3.56%
	Civil & Electrical Work ----- 9,992 2.91%
	Electrical Works ORG ----- 3,457 1.01%
	Support/Maintenance Service ----- 2,111 0.61%

Tender Published during 2024-25

	Goods ----- 3.57%
	Works ----- 94.03%
	Services ----- 2.40%

	Goods	Works	Services	Total
Numbers	12,273	3,23,307	8,256	3,43,836
Value (Rs. in Crores)	₹ 4,011	₹ 35,528	₹ 8,668	₹ 48,207

Bid awarded during 2024-25

	Numbers of Tenders	Awarded Value (in Cr.)
	36.09% 4,429	₹ 2,068.71
	53.21% 1,72,019	₹ 22,155.18
	39.04% 3223	₹ 4,551.18

Acts & Rules for e-Procurement in West Bengal:

- **West Bengal Financial Rules (WBFR), Rule 177 (Amended 2014)** – Open tender is mandatory for works above ₹1 lakh; for works ₹5 lakh and above, e-tendering on wbtenders.gov.in is compulsory.
- **Two-Bid System (Rule 47C & Rule 177)** – For works above ₹10 lakh or technically complex procurements, a technical bid + financial bid system is mandatory.
- **EMD (Earnest Money Deposit) Rules** – Online payment of bid security is preferred; L1 bidder must submit hard copy along with acceptance. Failure can lead to blacklisting.
- **Tender Validity** – At least three tenders must be received; otherwise, re-tendering is required. Lowest valid tender is usually accepted unless Government approval allows otherwise.
- **Departmental Guidelines (2015 & onwards)** – All e-NITs must be published on both the centralized e-tender portal and departmental websites to ensure transparency and wider participation.

Publication Requirements – Tender notices must be published based on value:





- ₹1–5 lakh -> Notice board, website, 1 Bengali newspaper
- ₹5–10 lakh -> Add 1 English newspaper
- Above ₹10 lakh -> Add 1 Hindi newspaper + e-Procurement portal.

Minimum Bid Submission Periods – Time allowed for bidders:

- ≤₹10 lakh -> 7 days
- ₹10 lakh–₹1 crore -> 14 days
- Above ₹1 crore -> 21 days.

Procuring Entities floated first tender in this month

FLOATED FIRST TENDER

- 01** **Anushakti Vidhyut Nigam Limited (ASHVINI)**
Department of Atomic Energy
 
- 02** **National Investigation Agency**
Ministry of Home Affairs

- 03** **IITI DRISHTI CPS Foundation - Indore**
Department of Science and Technology


E-उपहार

Auction of the Presidential Gifts

<https://upahaar.rashtrapatibhavan.gov.in>

260 exquisite gift items are up for grab till September 30st, 2025



Glimpse of Major Trainings During this Month



One days training on eProcurement for Securities and Exchange Board of India on 1st August 2025 at Mumbai.



One day training on eProcurement for the officials of NIC Nagaland on 2nd August 2025 at Kohima.

Glimpse of Major Trainings Continues...



One days training on eProcurement for the officials of Maharashtra State Lottery on 12th August 2025.



One day training on eProcurement at the Directorate of Information Technology & Communication (IT&C), for the officials of the Department of IT&C, Nagaland on 13th August 2025. Around 10 officials attended the training.

Delivered a virtual presentation on "Landscape of Procurement in India with emphasis on Automation" on a program organised by All India Management Association (AIMA) on 30th August 2025.



One days training on eProcurement system for the officials of Brihanmumbai Municipal Corporation, Maharashtra on 22nd August 2025. Around 32 officers attended the training.



As part of a Mid-Career training programme for the Assam Civil Service (ACS) Officers, the Assam Administrative Staff College (AASC), Guwahati has organized a half-day training programme on eProcurement and the State Public Procurement Portal on 27th August 2025. A total of 31 officers attended the training programme.



As part of MDP, "Training on Public Procurement Basic/Advanced" organised by DoE, Min of Finance at Arun Jaitley National Institute of Financial Management, Faridabad, Two trainings were conducted during the month August 2025. Around 85 officials attended the training.

Monthly Statistics and Support / Assistance

(<https://eprocure.gov.in>)

# SMS Sent	27,78,281
# Mails Sent	35,40,126
# Tender	1,80,599
# Value of Tenders	₹2,46,144 Cr.
Award of Contract (AoC)	59,716
No. of Payments done through online	3,06,263
Value of payment done through online	₹3,389.08 Cr.
# Visitors this month	2,22,673
# Department Users up to the month	5,93,265
# Bidders/ Contractors up to the month	7,00,000

Daily Web Learning on eProcurement: **Mon – Fri (2.30- 4.30 PM)**
<https://eprocure.gov.in/cppp/trainingdisp>
 Various Topics (eprocure.gov.in)

Weekly Web Learning on eAuction (eauction.gov.in) **Wednesday (2.00- 5.30 PM)**

Centralized 24 X 7 Telephonic Help Desk & eMail Support **0120-4001002**
0120-4711508
support-eproc@nic.in

Tender Cum Auction **1,440**

Support Calls **25,738**

Support Mails **5,128**

Web Learning Participants **42**

NIC eProcurement (GePNIC) Tender Statistics for the Month of August - 2025

Sl. No.	State/Organization	Current Financial Year 2025-26						Cumulative Tenders since inception		Bid Awards 2025-26 Up to the Month	
		During the Month (August 2025)		Previous Month (July 2025)		Up to the month 2025-26		No.	Value (Rs. in crores)	No.	Contract Value (Rs. in crores)
		No.	Value (Rs. in crores)	No.	Value (Rs. in crores)	No.	Value (Rs. in crores)				
A Central Public Procurement Portal											
1	Defence Establishments	5,384	6,144	6,472	7,201	27,159	28,496	7,64,225	4,42,051	11,808	9,437
2	Central Govt Organisation	3,875	11,992	4,616	95,131	19,789	1,98,821	8,41,473	47,67,457	2,391	1,60,353
3	Central CPSEs	3,727	1,02,942	3,959	30,627	15,917	2,75,121	2,49,607	33,80,204	3,812	34,396
4	PM Gram Sadak Yojana	779	5,816	1,408	10,911	4,838	30,203	2,14,312	6,60,910	1,533	17,112
	SUB TOTAL	13,765	1,26,894	16,455	1,43,871	67,703	5,32,641	20,69,617	92,50,622	19,544	2,21,297
B Major Central Public Sector Enterprises & Defence PSUs											
1	Coal India Limited	2,214	1,108	1,959	9,442	9,177	13,888	3,39,724	6,25,101	8,374	5,065
2	Bharat Heavy Electricals Ltd	1,007	1,293	1,144	1,294	5,426	6,495	51,896	45,712	167	122
3	NTPC	728	163	786	1,829	3,853	3,215	99,275	3,33,405	494	1,351
4	Indian Oil Corp Ltd	411	2,766	426	6,306	1,959	29,353	1,87,618	5,41,964	1,291	5,727
5	Defence PSUs	140	264	204	1,129	1,035	15,224	33,452	45,926	51	43
6	Chennai Petroleum Corp Ltd	49	85	40	37	224	389	10,211	1,907	5	16
	SUB TOTAL	4,549	5,679	4,559	20,038	21,674	68,563	7,22,176	15,94,014	10,382	12,323

Comprises of Goa Shipyard Ltd,Hindustan Shipyard Ltd,Mishra Dhatu Nigam Ltd,Mazagon Dock Ltd,Bharat Electronics Ltd, Garden Reach Ship Builders and Engineers Ltd.

NIC eProcurement (GePNIC) Tender Statistics for the Month of August - 2025

Sl. No.	State/Organization	Current Financial Year 2025-26						Cumulative Tenders since inception		Bid Awards 2025-26 Up to the Month	
		During the Month (August 2025)		Previous Month (July 2025)		Up to the month 2025-26		No.	Value (Rs. in crores)	No.	Contract Value (Rs. in crores)
		No.	Value (Rs. in crores)	No.	Value (Rs. in crores)	No.	Value (Rs. in crores)				
C) States & Union Territories											
1	West Bengal	24,059	3,413	34,553	9,088	1,63,371	32,640	19,31,006	7,12,803	73,133	13,756
2	Rajasthan	10,996	14,465	12,263	12,398	68,267	1,07,721	8,57,732	15,59,982	1,473	5,187
3	Uttar Pradesh	18,296	10,072	18,151	14,043	1,01,020	73,738	18,82,053	19,13,761	25,344	16,928
4	Haryana	6,754	8,502	6,795	6,920	31,670	32,644	5,32,868	4,03,190	18,023	12,767
5	Maharashtra	11,760	13,785	14,167	18,936	67,708	1,18,013	19,95,284	18,82,787	41,095	46,316
6	Madhya Pradesh	7,594	9,148	7,987	11,102	38,689	52,505	5,00,055	10,42,478	16,107	21,960
7	Kerala	27,340	5,143	17,595	3,693	75,370	21,815	12,38,084	4,87,569	53,356	11,580
8	Tamil Nadu	13,462	19,884	12,938	11,314	73,900	63,764	6,82,119	6,78,074	24,757	22,497
9	Jammu & Kashmir	22,064	1,783	10,540	1,894	44,104	8,562	8,63,561	2,61,301	74	40
10	Jharkhand	1,346	3,672	1,161	1,461	6,021	9,026	1,33,769	4,88,413	4,079	5,933
11	Punjab	5,246	4,645	4,144	5,203	21,638	21,678	2,90,515	2,53,375	10,007	17,395
12	NCT of Delhi	1,826	1,863	2,994	1,516	10,838	7,757	3,55,445	1,97,962	127	72
13	Tripura	850	737	1,013	1,078	5,097	4,269	63,594	54,372	3,681	2,421
14	Himachal Pradesh	2,841	1,433	3,023	1,233	13,355	7,735	1,56,178	1,38,853	4,108	2,742
15	Odisha	2,660	4,311	3,137	4,073	15,284	19,470	5,24,965	5,72,737	11,403	8,279
16	Uttarakhand	1,083	2,065	472	2,141	4,638	9,549	97,098	1,86,744	2,384	7,310
17	Ladakh	537	401	753	484	3,038	2,485	38,745	24,951	60	31
18	Chandigarh UT	586	100	510	103	3,003	1,515	1,04,701	37,167	1,729	1,304
19	Assam	1,819	5,609	1,647	5,163	5,096	20,222	71,057	2,96,701	2,402	8,061
20	Goa	307	253	439	349	3,015	2,364	23,412	28,066	1,585	2,978
21	Andaman	327	45	391	140	1,568	903	19,255	10,280	60	7
22	Puducherry	293	161	346	110	1,555	807	18,971	9,801	817	354
23	Daman and Diu	56	658	57	257	265	1,995	4,270	14,154	10	3
24	Dadra and Nagar Haveli	25	260	19	32	153	775	7,389	19,338	21	145
25	Lakshadweep	21	12	48	182	136	266	3,234	8,026	0	0
26	Manipur	51	438	94	296	255	1,222	3,001	39,737	7	87
27	Arunachal Pradesh	37	242	32	434	232	1,760	2,476	26,900	26	353
28	Meghalaya	29	208	5	80	106	1,872	1,731	17,757	7	1,169
29	Sikkim	9	217	9	316	54	680	774	9,221	2	105
30	Nagaland	9	48	6	45	21	93	689	4,269	12	274
31	Mizoram	2	0	5	66	16	199	423	5,462	2	1
Sub Total		1,62,285	1,13,572	1,55,294	1,14,147	7,59,483	6,28,043	1,24,04,454	1,13,86,232	2,95,891	2,10,053
GRAND TOTAL		1,80,599	2,46,144	1,76,308	2,78,055	8,48,860	12,29,247	1,51,96,247	2,22,30,868	3,25,817	4,43,674