



CPPP NEWLETTER

December 2025



CENTRAL PUBLIC PROCUREMENT PORTAL (CPPP)

Central Public Procurement Portal provides a single point access to all the tendering information on various procurement made across the country. It is integrated with Government eMarketplace and is called as GeM-CPPP. It hosts the Government eProcurement System (GePNIC®) for electronic procurement developed by National Informatics Centre in close coordination with Department of Expenditure, Ministry of Finance.

IT FACILITATES

EUBLISHING:

Publishing of tender enquiries, corrigendum & award of contract details.

GEM BIDS:

All the bids published on Government eMarket Place is also shown here.

XML:

Facilitates publishing the metadata of tenders published by organisations using varied eProcurement System.

DURING DECEMBER 2025

#TENDERS	VALUE
2.42 Lakh	₹ 2.30 Lakh Cr.

CUMULATIVE SINCE INCEPTION

#TENDERS	VALUE
161.89 Lakh	₹ 232.32 Lakh Cr.

SINCE INCEPTION

#BIDDERS/ CONTRACTORS	#DEPARTMENT USERS
7 Lakh	6.11 Lakh


EPROCUREMENT:

Complete gamut of Procurement Goods, Works and Services including Global Tenders, Pre-Post integrations and is implemented in around 800+ Central Government Ministries / Departments and Public Sector Units, it is also used in 31 State Government/Union Territories for online tendering. Many World Bank and ADB tenders are processed using this GePNIC® platform.

National Informatics Centre
A-Block, CGO Complex, Lodhi
Road, Delhi-110 003
cppp-nic@nic.in

**Procurement Policy Division
Department of Expenditure
Ministry of Finance,** Kartavya
Bhawan - I, New Delhi

**Centralized 24 X 7 | Telephonic
Help Desk & eMail Support**
0120-4001005 | 0120-4493395
support-eproc@nic.in



STATE IN FOCUS






Tenders Odisha Odisha Government e-Procurement System

<https://tendersodisha.gov.in/nicgep/app>

The Odisha e-Procurement Portal is a comprehensive digital platform designed to manage and streamline the entire public procurement process for Government of Odisha departments, ensuring transparency, efficiency, and accountability in tendering activities. Since its inception, the portal has facilitated 5,47,031 tenders with a cumulative value of ₹5,97,080.5 crore, reflecting its critical role in supporting state-level infrastructure development, public works, and service procurement. By enabling end-to-end electronic tendering—from bid publication to award of contract—the platform strengthens fair and competitive bidding, enhances ease of participation for bidders, and supports the Government of Odisha's broader digital governance

TENDER PUBLISHED DURING 2024-25

 Goods	1.58%
 Works	95.66%
 Services	2.77%

	Goods	Works	Services	Total
Numbers	513	31,138	901	32,552
Value (Rs. in Crores)	₹ 3,344	₹ 29,632.4	₹ 1,371.9	₹ 34,348.4

KEY ACTS / RULES / MANUALS & GUIDELINES

1. Odisha General Financial Rules (OGFR), 2023: OGFR, 2023 is the primary rulebook governing all public procurement in Odisha. It mandates transparency, competition, fairness, and economy, and allows procurement through authorized e-procurement platforms like the Odisha e-Tender Portal.

2. Mandatory Use of Authorized e-Procurement Portal: As per OGFR, procurement of goods, works, and services above prescribed limits must be carried out through open tendering or authorised electronic platforms, including tendersodisha.gov.in.




3. Government of Odisha e-Procurement Guidelines / Office Memoranda: The State Government issues departmental circulars and Office Memoranda (Works Department / Finance Department) that operationalize e-procurement, covering bid submission, opening, evaluation, and system procedures on the portal.

4. Information Technology Act, 2000: The IT Act, 2000 provides legal validity to electronic records and digital signatures, making online bid submission, bid opening, and electronic communication legally enforceable.

5. Mandatory Digital Signature Certificate (DSC): Bidders must use a valid Class-III Digital Signature Certificate to access and submit bids on the Odisha e-Procurement Portal, ensuring authenticity and non-repudiation.

6. Tender-Specific Conditions (DTCN / NIT): Each tender published on the portal includes Detailed Tender Call Notice (DTCN) or NIT, which binds bidders to comply with OGFR, government orders, portal terms, EMD rules, bid validity, and evaluation procedures.

BID AWARDED DURING 2024-25

	Numbers of Bid awarded	Awarded Value (in Cr.)
 Goods	29.43%151	₹ 197.87
 Works	62.05%19,321	₹ 9,987.18
 Services	13.10%118	₹ 88.72

TOP PRODUCT CATEGORY

Civil Works - Buildings 9,369 / 28.78%

Civil Works - Others 8,941 / 27.47%

Civil Works - Roads 7,489 / 23.01%

Civil Works - Canal 1,666 / 5.12%



HIGHLIGHT OF THE MONTH

LAUNCH OF NEW GEPNIC (e-TENDER) PLATFORM FOR GOVT. OF WEST BENGAL

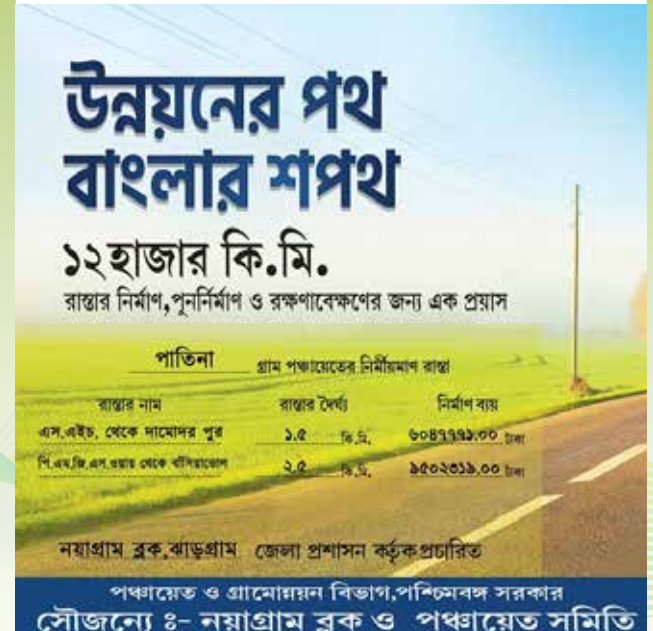
for APAS (Amader Para Amar Samadhan) and Pathashree Schemes

Govt of **West Begal** has launched a flagship infrastructure projects "**Amader Para Amader Samadhan**" (APAS) and "**Pathashree Schemes**" for improving the rural infrastructure. To implement the schemes under the supervision of Panchyat and Rural Development Department, Government of West Bengal, several purchasing authorities are required to utilize the electronic tender portal which leads to increase the traffic volume in the system.

Under this scheme the expected load is perceived to increase from existing capacity of 400 tenders to 1000 tenders in each hour spanning across 9:00 AM to 6.50 PM

NIC eProcurement Division has achieved a major milestone by setting up a second instance of GePNIC in the West Bengal State Data Centre to manage the growing volume of electronic tenders. This was accomplished in an exceptionally short span of one month, thanks to the combined efforts of all eProcurement Software Development Division, NIC Chennai, eProcurement Implementation Division NIC, NIC HQs, and NIC eProcurement state coordinator of WB and Kolkata Teams along with the Finance Department, GoWB and the WBSDC.

<https://tenders.wb.gov.in>



**উন্নয়নের পথ
বাংলার শপথ**
১২ হাজার কি.মি.
রাস্তার নির্মাণ, পুনর্নির্মাণ ও রক্ষণাবেক্ষণের জন্য এক প্রয়াস

পাতিনা	গ্রাম পঞ্চায়েতের নির্মাণমান রাস্তা
রাস্তার নাম	রাস্তার দৈর্ঘ্য
এস.এইচ. থেকে দামোদর পুর	১.৫ কি.মি.
নি.এম.সি.এস. হাট থেকে কান্দিয়াতলা	২.৫ কি.মি.

নির্মাণ ব্যয়
৬০৪১১৭১.০০ টাকা
৯৫০২০১৯.০০ টাকা

নয়াগ্রাম ব্লক, বোড়গ্রাম জেলা প্রশাসন কর্তৃক প্রচারিত
পঞ্চগয়েত ও গ্রামোন্নয়ন বিভাগ, পশ্চিমবঙ্গ সরকার
সৌজন্যে ঃ- নয়াগ্রাম ব্লক ও পঞ্চগয়েত সমিতি

TOP 5 CENTRAL GOVERNMENT ENTITIES IN THIS MONTH

01 MILITARY ENGINEERING SERVICES

#Tenders: 3,746
Value: ₹ 4,158.22 Cr.

02 MUNICIPAL CORPORATION OF DELHI

#Tenders: 1,598
Value: ₹ 377.35 Cr.

03 NTPC LIMITED

#Tenders: 984
Value: ₹ 163.47 Cr.

04 NATIONAL HIGHWAYS AUTHORITY OF INDIA

#Tenders: 364
Value: ₹ 27,310.81 Cr.

05 DELHI DEVELOPMENT AUTHORITY

#Tenders: 331
Value: ₹ 188.15 Cr.



GLIMPSE OF MAJOR TRAININGS



One days training on eProcurement system for Brihanmumbai Municipal Corporation Mumbai, on 5th of December 2025. Around 30 officers attended the training.



One days training program on e-Procurement system for Family Court Belapur Navi Mumbai, on 10th of December 2025. Around 8 officers attended the training.



One days training program on e-Procurement system for the Govt. Degree College Paloura, Jammu, on 11th of December 2025. Around 26 officers attended the training.



One days training program on e-Procurement system for the Supreme Court of India, New Delhi, on 12th of December 2025. Around 26 officers attended the training.




One days training program on e-Procurement system for Government Pleader High Court Original Side Mumbai, on 15th of December 2025. Around 8 officers attended the training.



One days training program on e-Procurement system for the Office of the Transport Commissioner, Motor Vehicles Department, Government of Nagaland, on 18th of December 2025.

As part of MDP, "Training on Public Procurement Basic/Advanced" organised by DoE, Min of Finance at Arun Jaitley National Institute of Financial Management, Faridabad, one training was conducted during the month December 2025. Around 54 officials attended the training.



MONTHLY STATISTICS AND SUPPORT / ASSISTANCE

(HTTPS://EPROCURE.GOV.IN)

# SMS Sent	38,37,100	# Tender Cum Auction	1,483
# Mails Sent	47,53,090	# Support Calls	29,051
# Tender	2,41,816	# Support Mails	7,517
# Value of Tenders	₹2,30,494.6 CR.	# Web Learning Participants	45
Award of Contract (AoC)	83,371	# Visitors this month	1,31,588
No. of Payments done through online	4,88,262	# Department Users up to the month	6,11,400
Value of payment done through online	₹4,103 CR.	# Bidders/ Contractors up to the month	7,00,000

DAILY WEB LEARNING ON EPROCUREMENT:
(VARIOUS TOPICS- EPROCURE.GOV.IN)
Mon – Fri (2.30- 4.30 PM)
<https://eprocure.gov.in/cppp/trainingdisp>

WEEKLY WEB LEARNING ON EAUCION
(EAUCION.GOV.IN)
2.00- 5.30 PM
Wednesday




**Centralized 24 X 7
Telephonic Help Desk & eMail Support**

**0120-4001005 | 0120-4493395
SUPPORT-EPROC@NIC.IN**

NIC eProcurement (GePNIC) Tender Statistics for the Month of December - 2025

Sl.No	State/Organization	Current Financial Year - 2025-26						Cumulative Tenders since inception		Bid Awards 2025-26 Up to the Month	
		During the Month of December 2025		Previous Month of November 2025		Up to the month 2025-26					
		No.	Value (Rs. in crores)	No.	Value (Rs. in crores)	No.	Value (Rs. in crores)	No.	Value (Rs. in crores)	No.	Contract Value (Rs. in crores)
A	Central Public Procurement Portal										
1	Defence Establishments	5020	₹ 5,827.73	4861	₹ 4,702.79	47066	₹ 51,096.46	423629	₹ 324,357.75	27509	₹ 21,381.91
2	Central Govt. Organisation	4380	₹ 52,695.35	3514	₹ 59,924.92	31400	₹ 474,224.89	265090	₹ 3,579,308.29	10037	₹ 48,769.25
3	Central CPSEs	4237	₹ 18,495.19	3944	₹ 9,665.46	36058	₹ 371,688.99	1218841	₹ 5,082,157.45	4389	₹ 221,686.07
4	PM Gram Sadak Yojana	198	₹ 730.47	564	₹ 1,550.24	7498	₹ 39,032.95	216956	₹ 669,716.73	3655	₹ 32,863.36
	SUB TOTAL	13,835	₹ 77,748.74	12,883	₹ 75,843.42	122,022	₹ 936,043.28	2,124,516	₹ 9,655,540.21	45,590	₹ 324,700.58
B	Major Central Public Sector Enterprises & Defence PSUs										
1	Coal India Limited	1953	₹ 1,038.07	1812	₹ 428.13	16699	₹ 17,481.54	367906	₹ 648,505.26	14901	₹ 17,431.31
2	Bharat Heavy Electricals Ltd	1137	₹ 580.74	1122	₹ 551.12	9562	₹ 9,548.39	56032	₹ 48,765.83	276	₹ 259.62
3	NTPC	1049	₹ 177.23	884	₹ 4,097.05	7589	₹ 17,857.18	103011	₹ 348,047.05	888	₹ 2,551.54
4	Indian Oil Corp Ltd	400	₹ 3,523.00	365	₹ 2,716.57	3556	₹ 42,345.40	189216	₹ 554,956.73	2276	₹ 11,244.76
5	Defence PSUs #	162	₹ 164.00	144	₹ 369.76	1707	₹ 16,442.42	34135	₹ 47,144.90	98	₹ 211.34
6	Chennai Petroleum Corp Ltd	25	₹ 38.71	25	₹ 84.29	355	₹ 682.50	10342	₹ 2,200.54	25	₹ 35.08
	SUB TOTAL	4,726	₹ 5,521.75	4,352	₹ 8,246.93	39,468	₹ 104,357.43	760,642	₹ 1,649,620.31	18,464	₹ 31,733.65
	# Comprises of Goa Shipyard Ltd,Hindustan Shipyard Ltd,Mishra Dhatu Nigam Ltd,Mazagon Dock Ltd,Bharat Electronics Ltd, Garden Reach Ship Builders and Engineers Ltd.										



NIC eProcurement (GePNIC) Tender Statistics for the Month of December - 2025

Sl. No.	State/Organization	Current Financial Year - 2025-26						Cumulative Tenders since inception		Bid Awards 2025-26 Up to the Month	
		During the Month of December 2025		Previous Month of November 2025		Up to the month 2025-26					
		No.	Value (Rs. in crores)	No.	Value (Rs. in crores)	No.	Value (Rs. in crores)	No.	Value (Rs. in crores)	No.	Contract Value (Rs. in crores)
C) States & Union Territories											
1	West Bengal	66027	₹ 6,106.28	123276	₹ 11,638.90	564030	₹ 64,291.49	2252450	₹ 7,38,098.11	222728	₹ 35,294.00
2	West Bengal SDC*	39664	₹ 3,181.73	—	—	—	—	39664	₹ 31,81.73	—	—
3	Uttar Pradesh	18981	₹ 16,309.33	18788	₹ 14,903.90	179390	₹ 122,023.25	1960327	₹ 1,961,800.63	46113	₹ 30,607.10
4	Maharashtra	17183	₹ 40,567.47	24913	₹ 39,400.76	145287	₹ 244,403.37	2072961	₹ 2,009,170.88	82642	₹ 132,121.91
5	Rajasthan	13975	₹ 9,331.28	11802	₹ 10,529.78	114597	₹ 153,052.00	903944	₹ 1,604,794.69	2533	₹ 21,913.65
6	Tamil Nadu	12715	₹ 10,322.95	9783	₹ 14,176.97	119781	₹ 115,898.84	727936	₹ 730,052.15	53555	₹ 1,308,542.12
7	Jammu & Kashmir	8761	₹ 1,433.07	10841	₹ 1,733.73	117115	₹ 15,969.20	936548	₹ 268,701.54	190	₹ 56.53
8	Haryana	8190	₹ 4,546.01	5552	₹ 3,413.87	57314	₹ 49,036.02	558497	₹ 422,092.93	33388	₹ 21,993.83
9	Madhya Pradesh	8051	₹ 11,334.52	5673	₹ 6,297.26	65518	₹ 85,688.30	526884	₹ 1,075,660.93	35217	₹ 37,007.78
10	Kerala	5865	₹ 2,175.34	6464	₹ 3,454.82	146860	₹ 37,565.02	1309461	₹ 503,278.76	106941	₹ 30,823.25
11	Odisha	5375	₹ 6,226.20	7506	₹ 6,597.00	37415	₹ 44,004.36	547031	₹ 597,080.54	21439	₹ 15,992.75
12	Himachal Pradesh	4218	₹ 7,864.41	4476	₹ 1,854.90	31115	₹ 19,197.48	173934	₹ 150,315.68	9925	₹ 4,709.21
13	Punjab	4066	₹ 7,524.57	3594	₹ 9,474.75	38660	₹ 61,377.27	307538	₹ 293,074.63	17555	₹ 17,209.87
14	NCT of Delhi	2703	₹ 2,421.01	2262	₹ 1,868.77	19939	₹ 22,995.38	364558	₹ 213,202.33	205	₹ 189.86
15	Jharkhand	1684	₹ 3,823.08	1621	₹ 2,742.90	11755	₹ 25,596.79	139475	₹ 504,877.92	7326	₹ 11,431.14
16	Assam	1440	₹ 6,283.27	769	₹ 3,764.41	8853	₹ 39,705.87	74810	₹ 316,185.65	4086	₹ 20,622.33
17	Uttarakhand	1235	₹ 2,834.56	810	₹ 1,478.09	8756	₹ 17,694.15	101208	₹ 194,885.29	3437	₹ 8,825.69
18	Tripura	984	₹ 531.18	1004	₹ 720.17	8627	₹ 6,656.01	67068	₹ 56,758.58	6558	₹ 4,329.10
19	Chandigarh UT	555	₹ 193.32	465	₹ 114.93	4870	₹ 2,089.04	106566	₹ 37,740.98	2891	₹ 970.30
20	Andaman	461	₹ 188.94	372	₹ 175.69	3076	₹ 1,557.29	21152	₹ 13,826.54	153	₹ 14.91
21	Puducherry	329	₹ 318.12	309	₹ 201.75	2963	₹ 1,701.14	20367	₹ 10,691.37	1983	₹ 927.03
22	Ladakh	311	₹ 706.85	383	₹ 302.28	4702	₹ 4,188.01	40820	₹ 29,696.81	334	₹ 85.22
23	Goa	227	₹ 81.02	836	₹ 6,679.11	5503	₹ 10,742.53	26223	₹ 38,533.41	2901	₹ 4,118.88
24	Manipur	71	₹ 361.56	53	₹ 444.96	483	₹ 3,165.00	3227	₹ 41,680.55	27	₹ 194.46
25	Dadra and Nagar Haveli	48	₹ 191.94	25	₹ 31.01	330	₹ 1,758.04	7566	₹ 20,321.72	51	₹ 301.01
26	Lakshadweep	32	₹ 323.88	12	₹ 130.70	226	₹ 939.99	3319	₹ 8,699.95	10	₹ 0.10
27	Arunachal Pradesh	31	₹ 894.55	19	₹ 129.70	401	₹ 3,740.32	2641	₹ 28,880.48	45	₹ 667.49
28	Daman and Diu	30	₹ 259.06	22	₹ 41.49	403	₹ 3,469.00	4398	₹ 15,627.86	10	₹ 3.11
29	Meghalaya	30	₹ 497.37	21	₹ 430.70	213	₹ 3,283.58	1834	₹ 19,168.37	10	₹ 1,323.89
30	Mizoram	6	₹ 170.77	11	₹ 85.17	37	₹ 566.33	440	₹ 5,829.10	5	₹ 24.34
31	Sikkim	5	₹ 218.94	8	₹ 42.86	77	₹ 1,005.08	797	₹ 9,545.87	4	₹ 140.30
32	Nagaland	2	₹ 1.69	3	₹ 34.82	37	₹ 145.72	706	₹ 4,321.42	49	₹ 654.30
	Sub Total	223,255	₹ 147,224.28	241,673	₹ 142,896.18	1,698,333	₹ 1,163,505.89	13,304,350	₹ 11,927,777.44	662,311	₹ 1,711,095.45
* West Bengal New Portal: https://tenders.wb.gov.in/nicgep/app											
GRAND TOTAL		2,41,816	₹ 230,494.76	2,58,908	₹ 226,986.53	18,59,823	₹ 2,203,906.61	1,61,89,508	₹ 23,232,937.95	7,26,365	₹ 2,067,529.68