

During this Month

#Tenders

1.25 Lakh

#Value

₹ 2.99 Lakh Cr.

Cumulative Since Inception

#Tenders

169.99 Lakhs

#Value

₹259.05 Lakh Cr.

Since Inception

#Bidders/ Contractors

8.57 Lakhs

#Department Users

6.72 Lakhs

Central Public Procurement Portal (CPPP)

The Central Public Procurement Portal (CPPP) is a technology-driven e-procurement platform, operational since 2012, that ensures transparency, efficiency, accountability, and ease of doing business for all stakeholders in public procurement. The platform is powered by Government eProcurement System (GePNIC®), a state-of-the-art eProcurement system developed by National Informatic Centre (NIC) in close coordination with Department of Expenditure, Ministry of Finance.

It supports over 800 government entities /Departments/PSUs across 31 states and 53 live instances, including Multilateral Bank (MDB). The platform offers a configurable, end-to-end procurement workflow covering Goods, Works, and Services. It is further strengthened by integrations such as Entity Locker, Government e Marketplace (GeM), e-Bank Guarantee (eBG-NeSL), fostering interoperability, data integrity, and a unified digital procurement ecosystem.


It Enables :

- **Uniform & Standardized Processes:** A common platform ensures consistent tendering and procurement procedures across all Ministries/Departments/PSUs/States.
- **Enhanced Transparency:** Real-time visibility of tender status, bid opening, and contract awards, inspiring greater confidence and accountability.
- **Multiple Bid Formats:** Provides flexibility to buyers by supporting multiple bid formats for transparent and need-based procurement.
- **Fair, Free, and Fearless Bidding:** A level playing field enabling suppliers across India to participate without regional bias.
- **Enhanced Data Security:** Multi-layer authentication digital Signature Certificate with PKI encryption which protect bidder information and ensure data integrity.

State in Focus



Top 3 Product Category



Overview

Government of Haryana adopted GePNIC for electronic procurement in 2009, and since then the state has processed over 5,81,658 lakh tenders worth more than ₹4,45,298 lakh crore, supporting infrastructure and service procurement. It ensures transparency, efficiency, and accountability throughout the tendering lifecycle




It provides end-to-end e-tendering from bid publication to contract award. The platform strengthens competitive bidding and supports Haryana's digital governance initiatives.

Acts & Rules for e-Procurement




- The Directorate of Supplies & Disposals (D&S), Haryana and Finance Department issue procurement rules and operational instructions for online tendering.
- Haryana e-Procurement is primarily governed by the Information Technology Act, 2000 and IT Amendment Act, 2008 for legal validity of electronic tenders and digital signatures.
- Use of Digital Signature Certificate (DSC) is mandatory for bidder registration, bid submission, and bid opening activities on the portal.
- The system supports secure online payment of Tender Fee, EMD, and Processing Fee through electronic payment modes.
- All bids are electronically encrypted and can only be opened after the scheduled bid opening time to ensure transparency and confidentiality.
- Haryana e-Tender guidelines cover complete tender operations including tender publication, corrigendum, technical evaluation, financial bid opening, and audit trail maintenance.

Tender Published during 2025-26

 Goods	4.95%
 Works	88.81%
 Services	6.24%

	Numbers	Value (Rs. in Crores)
 Goods	3,731	₹ 9,816.73
 Works	66,979	₹ 51,875.80
 Services	4,709	₹ 6,373.65
Total	75,419	₹ 68,066.19

Bid awarded during 2025-26

	Percentage	Numbers of Tenders	Value (Rs. in Crores)
 Goods	29.27%	1092	₹ 4,448.89
 Works	34.76%	23,279	₹ 15,122.32
 Services	13.97%	658	₹ 387.65

Organisations Onboarded in this month

01



**Indian Institute of Information
Technology Una**
Ministry of Education

02

Election Commission of India



Procuring entities floated first tender in this month

01

**Election Commission of
India**



02

**Ministry of Development
of North Eastern Region**

Ministry of Culture



MINISTRY OF DEVELOPMENT OF
NORTH EASTERN REGION

03

**Indian Institute of
Information Technology
Una**

Ministry of Education



Glimpse of Major Workshop During Month May




One day training on eProcurement system for the Officials of the Executive Engineer Youth Resources & Sports Division, Kohima, Nagaland, on 8th of May 2026. Around 6 officers attended the training



One day training program on e-Procurement system for the Official of PHED NDB Kohima Nagaland, on 18th of May 2026. Around 3 officers attended the training.



One day training program on e-Procurement system for the Officials of the Nagaland State Transport Department Dimapur, Nagaland, on 19th of May 2026. Around 6 officers attended the training.



One day training program on e-Procurement system for the A.I.R Cell Transport Department, Nagaland, on 20th of May 2026. Around 6 officers attended the training.



One day training program on e-Procurement system for Maharashtra Medical Goods Procurement Authority, Maharashtra, on 20th of May 2026. Around 25 officers attended the training.



One day training program on e-Procurement system for Brihanmumbai Municipal Corporation, Maharashtra, on 13th of May 2026. Around 35 officers attended the training.



One day training program on e-Procurement system for Family Court Belapur Navi Mumbai, Maharashtra, on 14th of May 2026. Around 11 officers attended the training.



One day Online training program on e-Procurement system for Reserve Bank Of India, Mumbai, Maharashtra, on 8th May 2026. Around 70 officers attended the training



One day training program on e-Procurement system for the NUIDP Urban Development Department, and ADB Mission Team, Nagaland, on 27th of May 2026. Around 6 officers attended the training.

One day training program on e-Procurement system for Food Civil Supplies and Consumer Protection Department, Maharashtra, on 12th of May 2026. Around 7 officers attended the training.

As part of MDP, "Training on Public Procurement Basic/Advanced" organised by DoE, Min of Finance at Arun Jaitley National Institute of Financial Management, Faridabad, one training was conducted during the month 21st May 2026. Around 21 officials attended the training.

Monthly Statistics and Support / Assistance

(<https://eprocure.gov.in>)

# SMS Sent	26,03,135	# Tender Cum Auction	1,154
# Mails Sent	27,81,683	# Support Calls	31,996
# Tender	1,25,180	# Support Mails	6,678
# Value of Tenders (in Cr.)	₹ 2,99,186.37	# Web Learning Participants	53
Award of Contract (AoC)	67,481	# Visitors this month	15,60,044
No. of Payments done through online	1,96,395	# Department Users up to the month	6,72,289
Value of payment done through online (in Cr.)	₹ 2,160.56	# Bidders/ Contractors up to the month	8,57,581

Daily Web Learning on eProcurement (Various Topics- eprocure.gov.in)

Mon – Fri (2.30- 4.30 PM)
<https://eprocure.gov.in/cPPP/trainingdisp>

Weekly Web Learning on eAuction (eauction.gov.in)

2.00- 5.30 PM
Wednesday



**Centralized 24 X 7
Telephonic Help Desk & eMail Support**

0120-4001005 | 0120-4493395
support-eproc@nic.in

NIC eProcurement (GePNIC) Tender Statistics for the Month of May - 2026

Sl. No.	State/Organization	Current Financial Year - 2026-27						Cumulative Tenders since inception		Bid Awards 2026-27 Up to the Month	
		During the Month (May 2026)		Previous Month (April 2026)		Up to the month 2026-27		No.	Value (Rs. in crores)	No.	Contract Value (Rs. in crores)
		No.	Value (Rs. in crores)	No.	Value (Rs. in crores)	No.	Value (Rs. in crores)				
A	Central Public Procurement Portal										
1	Defence Establishments	6,219	4,801	4,586	5,063	10,805	9,863	4,47,712	3,49,044	4,271	5,661
2	Central Govt. Organisation	3,671	10,17,71	2,865	9,455	6,536	1,11,227	12,37,292	54,04,328	934	9,545
3	Central CPSEs	3,213	65,225	3,033	25,313	6,246	90,538	2,85,849	49,01,175	4,282	14,832
4	PM Gram Sadak Yojana	1,326	6,217	1,079	1,674	2,405	7,891	2,21,724	6,86,761	450	2,091
	SUB TOTAL	14,429	1,78,014	11,563	41,504	25,992	2,19,518	21,92,577	1,13,41,308	9,937	32,129
B	Major Central Public Sector Enterprises & Defence PSUs										
1	Coal India Limited	1,532	470	1,059	485	2,591	956	3,77,938	6,51,506	4,142	1,312
2	Bharat Heavy Electricals Limited	1,035	1,138	863	869	1,898	2,007	61,158	53,912	37	10
3	NTPC	970	1,586	1,109	399	2,079	1,984	1,08,100	3,50,833	301	525
4	Indian Oil Corp Ltd	296	2,898	255	4,539	551	7,436	1,90,993	5,71,313	328	2,720
5	Defence PSUs #	124	41	139	1,039	263	1,080	34,974	50,125	38	72
6	Chennai Petroleum Corp Ltd	19	29	10	33	29	62	10,420	2,350	6	15
	SUB TOTAL	3,976	6,162	3,435	7,363	7,411	13,525	7,83,583	16,80,040	4,852	4,654

Comprises of Goa Shipyard Ltd, Hindustan Shipyard Ltd, Mishra Dhatu Nigam Ltd, Mazagon Dock Ltd, Bharat Electronics Ltd, Garden Reach Ship Builders and Engineers Ltd.

NIC eProcurement (GePNIC) Tender Statistics for the Month of May - 2026

Sl. No.	State/Organization	Current Financial Year - 2026-27						Cumulative Tenders since inception		Bid Awards 2026-27 Up to the Month	
		During the Month (May 2026)		Previous Month (April 2026)		Up to the month 2026-27		No.	Value (Rs. in crores)	No.	Contract Value (Rs. in crores)
		No.	Value (Rs. in crores)	No.	Value (Rs. in crores)	No.	Value (Rs. in crores)				
C) States & Union Territories											
1	Uttar Pradesh	27,837	22,277	23,272	25,750	51,109	48,027	20,88,687	20,70,364	15,418	9,071
2	Rajasthan	14,282	13,018	9,271	8,183	23,553	21,201	9,70,196	16,61,843	616	3,339
3	Maharashtra	9,589	23,224	10,930	24,671	20,519	47,895	21,32,652	21,01,640	13,805	34,961
4	Madhya Pradesh	8,605	9,471	12,489	60,372	21,094	69,843	5,86,103	14,24,844	7,341	14,110
5	Kerala	7,209	3,031	1,234	9,993	8,443	13,024	13,66,225	5,34,478	12,471	3,401
6	Haryana	6,724	8,864	6,909	5,962	13,633	14,826	5,90,235	4,55,949	8,040	4,782
7	Jammu & Kashmir	6,600	3,730	4,426	1,930	11,026	5,661	9,70,475	2,79,641	23	16
8	West Bengal	4,245	4,250	475	43	4,720	4,293	24,14,264	7,66,000	32,544	4,476
9	Punjab	4,222	3,430	5,160	8,994	9,382	12,424	3,32,897	3,55,937	5,591	9,998
10	Odisha	3,936	4,402	2,378	2,746	6,314	7,149	5,65,976	6,19,467	6,083	5,818
11	Tamil Nadu	2,725	4,013	825	746	3,550	4,759	7,78,142	8,01,375	11,772	11,277
12	NCT of Delhi	2,603	4,681	1,253	3,943	3,856	8,624	3,77,285	2,31,601	70	61
13	Jharkhand	1,663	2,769	1,833	2,089	3,496	4,857	1,47,825	5,17,225	2,296	3,595
14	West Bengal SDC #	1,297	184	138	6	1,435	190	1,742	244	81,236	6,106
15	Uttarakhand	1,258	1,869	1,302	3,184	2,560	5,053	1,07,270	2,06,947	491	818
16	Chandigarh UT	979	304	708	350	1,687	654	1,10,336	39,561	717	190
17	Tripura	978	669	457	733	1,435	1,402	71,541	63,206	933	661
18	Assam	412	1,551	33	679	445	2,230	78,513	3,29,428	1,297	3,814
19	Goa	407	255	563	1,807	970	2,062	28,600	42,577	507	1,020
20	Andaman	314	186	330	132	644	319	23,131	14,685	16	3
21	Ladakh	306	516	244	220	550	736	42,047	33,131	1	0
22	Puducherry	172	66	3	0	175	66	21,624	12,029	179	92
23	Himachal Pradesh	168	297	3,611	2,946	3,779	3,243	1,90,461	1,57,922	3,102	897
24	Daman and Diu	80	44	55	181	135	224	4,617	16,071	1	0
25	Dadra and Nagar Haveli	53	142	54	149	107	291	7,791	21,208	18	27
26	Arunachal Pradesh	39	63	70	179	109	242	3,187	31,112	8	47
27	Manipur	24	380	22	203	46	583	3,477	43,742	12	22
28	Lakshadweep	18	51	31	80	49	131	3,502	9,132	5	1
29	Meghalaya	16	1,223	22	615	38	1,838	1,932	21,609	10	41
30	Nagaland	8	10	3	20	11	30	723	4,354	2	34
31	Sikkim	6	41	3	12	9	52	825	10,203	1	3
32	Mizoram	0	0	6	103	6	103	458	6,272	0	0
	Sub Total	1,06,775	1,15,011	88,110	1,67,022	1,94,885	2,82,033	1,40,22,739	1,28,83,794	2,04,606	1,18,679
# West Bengal New Portal: https://tenders.wb.gov.in/nicgep/app											
GRAND TOTAL		1,25,180	2,99,186	1,03,108	2,15,890	2,28,288	5,15,076	1,69,98,899	2,59,05,141	2,19,395	1,55,462