

Annual Report

2016 -17



Public Procurement Division

**Department of Expenditure
Ministry of Finance**

In Association With

**National Informatics Centre
Ministry of Electronics and Information
Technology**

Content



	<i>Page No.</i>
1. About Central Public Procurement Portal	4
2. Background of GePNIC	5
3. Phased Implementation	8
4. Journey so Far	9
5. List of Services rendered	13
6. Statistical Reports	14
7. State-wise Statistics	15
8. Best Performance Award on CPPP	47
9. Security and Authentication Involved	53
10. Capacity Building Training & Monitoring	54
11. CPPP Instruction and Important Notices	55
12. Conclusion	56
13. Annexure	57

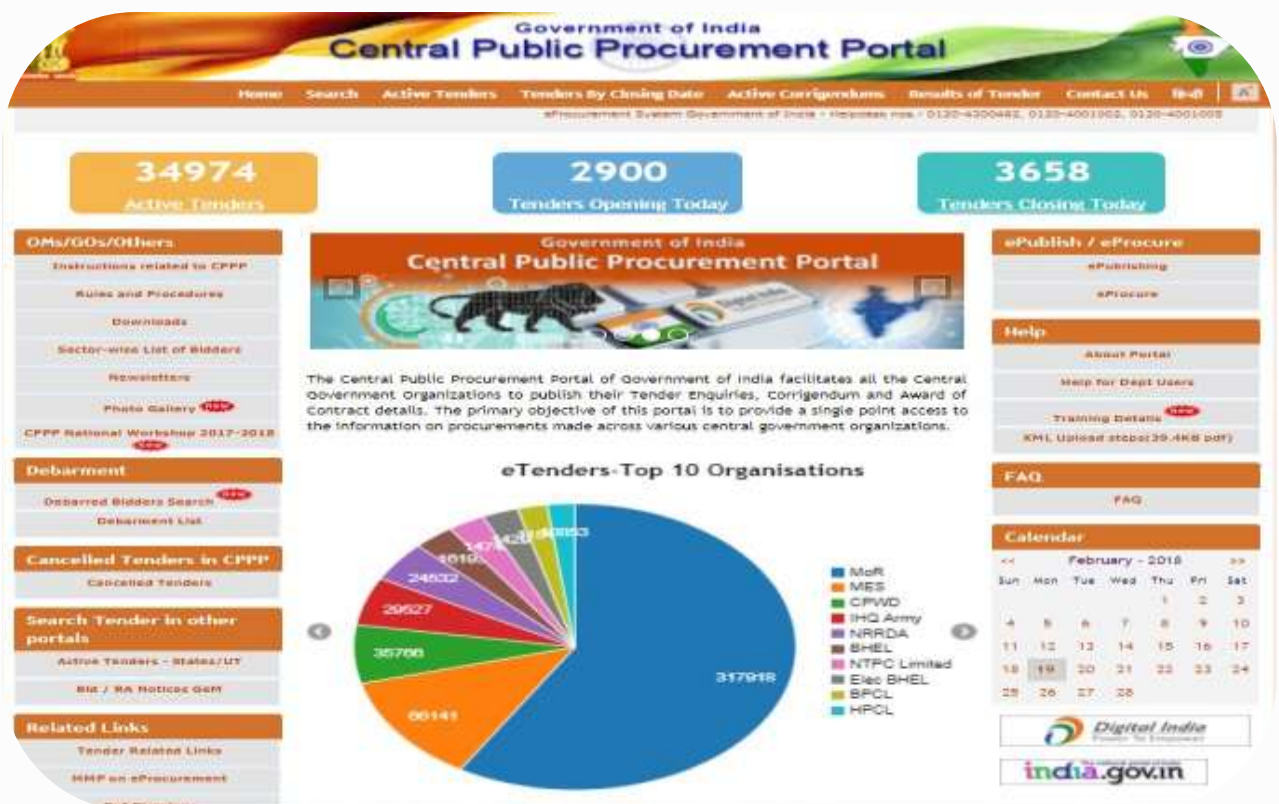
Abbreviations

AoC	Award of Contract
BoQ	Bill of Quantity
CPPP	Central Public Procurement Portal
CPSE	Central Public Sector Enterprises
Dept.	Department
DSC	Digital Signature Certificates
EMD	Earnest Money Deposit
EOI	Expression of Interest
eProcure	eProcurement
EPS	Ensemble Prediction Systems
G2B	Government to Business
GePNIC	Government eProcurement system of NIC
GOI	Government of India
IT	Information Technology
IT Act	Information Technology Act, 2008
KPI	Key Performance Indicators
MMP	Mission Mode Project
NDCSP	National Data Centre Shastri Park
NIC	National Informatics Centre
NICSI	National Informatics Centre Services Inc.
NIFM	National Institute of Financial Management
Org.	Organisation
QCBS	Quality & Cost Based Selection
RFP	Request for Proposal
STQC	Security audited by Standardization Testing & Quality certification

Central Public Procurement Portal

About CPPP

The primary objective of the portal is to provide a single point access to the information on procurements made across various Ministries and the line Departments. The CPP Portal is accessible at the URL <http://eprocure.gov.in> and it has e-publishing and e-procurement modules. It is mandatory for all Ministries/ Departments of the Central Government, Central Public Sector Enterprises (CPSEs) and Autonomous and Statutory Bodies to publish all their tender enquiries.





Background

National Informatics Centre (NIC), Ministry of Electronics & Information Technology, developed “Government eProcurement system of NIC (GePNIC) “in close association with **Public Procurement Division, Ministry of Finance.**

It caters to the electronic procurement/ tendering requirements of the Government departments and other organizations.

The system is made available as a platform and can easily be adopted for all kinds of procurement such as Goods, Services & Works. It aims at transparency and non-discrimination amongst bidders, by allowing free access to tender documents, clarifications, secure on line bid submission and access to bid opening event to all, from any place on 24X7 basis, using the system through Internet, in a faster, and secure environment adopting industry standard open technologies.

Variety of procurement requirements of varied procuring entities has been built in a robust configurable , workflow based manner.

This can be configured for use by an organization at it's apex level, and at multiple subordinate levels, at which tenders could independently be floated.

Strong in-built security features including two-factor Authentication with Digital Signature Certificates (DSCs) for foreign nationals also as per IT Act, Usage of SSL, Role-based User Access and Bid-encryption at Client end, using PKI technologies. Security audited by as per EPS guidelines by STQC.

User base across the country by 27 State / Union Territories of India and by around 350 Central Govt. entities. Processed 2.5 Million electronic tenders worth over Rs. 7.5 lakh Crores have been processed successfully till 31st March 2017.

Purpose & Audience

This annual report on Central Public Procurement Portal is prepared based on the usage or implementation of Government eProcurement System of NIC (GePNIC) by various procuring entities during the financial year 2016-2017. The target audience would be all users of CPP Portal and purpose of the report is to showcase achievements of electronic procurement through CPP Portal across the country by various Central procuring entities, Autonomous Body and Public Sector Unit(s). The Annual reports provide information on statistical reports and history and summarize the State's statistics in the past year. Annual report highlights the achievement of user who have been very supportive and shown tremendous performance as procuring entities.

This report will indicate the importance of electronic procurement system and in this emerging digital era where Central Public Procurement Portal catering a platform to bring transparency and reliability in procurement process. This document aims at analysing the data based on the usage of system by various entities and making available the highlights of the data, dissemination of the features available including the security of the CPP Portal, where the bid will not get tampered by any other means, bidding documents will be available with the respective stakeholders, RTI / Vigilance will get minimized and the bid documents will be preserved safe till the bid opening. The portal also promotes competition with free online enrollment for bidders. The consolidated details provided in the document is meant for learning the best practices from major implementing agencies.

Lessons learned & major challenges

Mission:

Develop an end-to-end technological model to ensure not only transparent and cost effective procurement processes, but also the construction of the knowledge base that is needed to support strategic decisions towards public expenditure reduction and optimization

It is believed that implementation of this will allow it to pursue its mission along three key strategic dimensions:

Key issue:

Need of integration of information across various Procurement Giants .

Need of Standardization for monitoring performance Indicators.

Financial


- To assess the quantum of saving after moving to electronic platform

Political

- Through completely transparent, rigorous and efficient procurement processes

Social

- Providing a better service for all stakeholders, achieving their buy-in and contribution, alongside a fundamental cultural change in the Public Administration

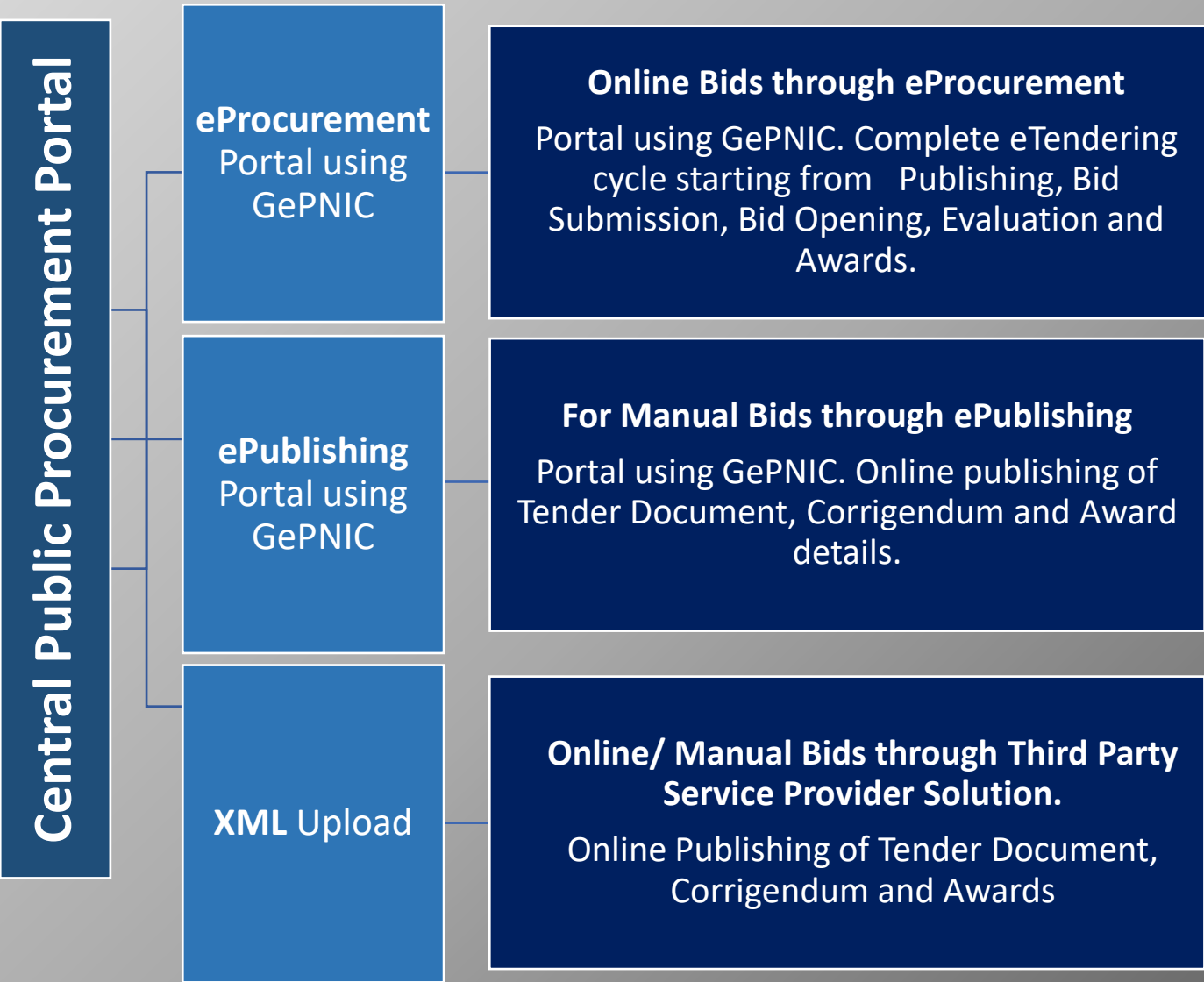


Central Public Procurement Portal

(assimilation of all tenders across the country)

One stop shop for all activities for all GOI Policies/ Standards/ Guidelines / Orders, etc. on public procurement.

Mandatory for all Ministries/ Department of the Central Government, their attached and subordinate offices, Central Public Sector Enterprises (CPSEs) and autonomous/ statutory bodies to make their tenders enquires available in Central public procurement Portal. Various methodology of same is as follows :





Journey so Far

Central Public Procurement Portal was made operational on 1st Jan 2012 by providing a two phased model for seamlessly bring in all Central Government entities into electronic procurement ambit. ePublishing and eProcurement

With constant monitoring and by issuing various guidelines Public Procurement Division, Department of Expenditure has successfully on boarded majority of Central government procuring entities on to the portal.

Multiple channels of Capacity Building, Easy availability of Digital Signature Certificates, Process re engineering as per need, inculcating the adoption of Best Practises across organisation, availability of uniform platform for easy of use and quick adoption in case of interdepartmental transfers etc were the steps taken which resulted in increase growth over the last few years across the country.

Last 3 Year's	Electronic Tenders	Value of Tenders (In Cr.)	% Increase over previous year	Average tenders in a Month
2016-17	6,81,971	8,90,968.84	32.72%	56,831
2015-16	5,13,842	6,92,177.78	66.37%	42,820
2014-15	3,08,854	4,77,517.24	39.98%	25,737



Benefits to Buyers

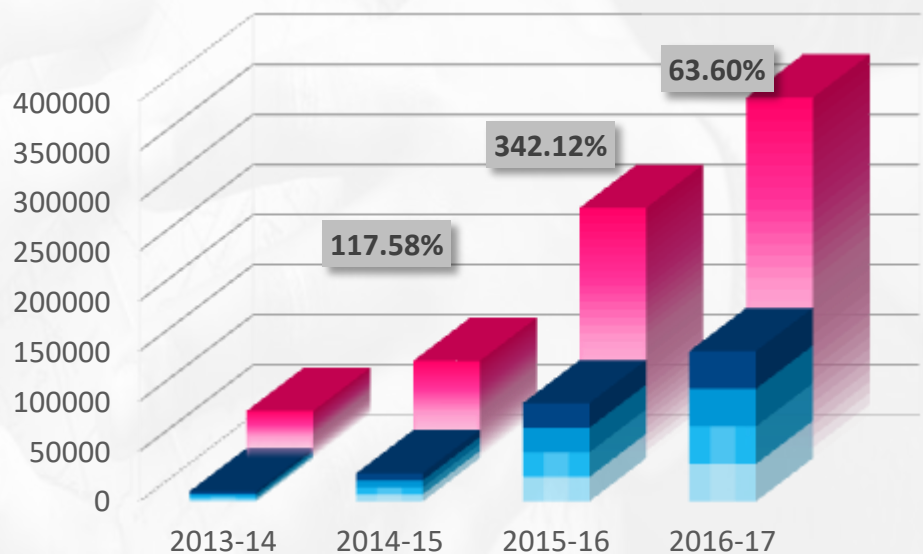
- Uniform and standardized tendering process across the department
- Reduction in Procurement cycle time
- Reduction of Tender publishing costs
- Safe, Secured Platform
- Procurement Processes Efficiency
- Automated milestone based alerts
- Multiple bid-formats
- Wide publicity
- Discourages Cartel formation
- Real Time 24 x 7 availability of information
- Improved Accountability
- Automated milestone based mail / SMS alerts and status updates
- Centralized portal where in procurement related information of all Central Govt. entities are available
- Visibility of Contract awarded with L1 rates
- Extensive search on various Product categories and other parameters.

Benefits to Bidders

- Zero Cost to Bidders, No Per-Bid Charges or registration charges.
- Eliminates the need to submit bulky and multiple bid copies in paper form.
- Anytime & Anywhere Bidding, No physical threat
- Fair, Free and Fearless participation
- Provision to modify and re-submit the bid documents till bid closing time.
- Increased visibility: all tender information available at one place on line.
- Cuts down unnecessary physical trips to office of tender inviting authority.
- Transparent system inspiring confidence among bidder community.

Central Public Procurement Portal

- Comprehensive Information Related to Public Procurement pertaining to Central Procuring Entities.
- Nodal Agency - Department of Expenditure.
- 350 (+) Central Procuring Entities
- URL :- <https://eprocure.gov.in>



■ eTenders ■ Value (Rs. Cr.)

Growth over Previous year is represented in %

Stakeholder

In eProcurement System/ Organizational Set-up

Stakeholder identification

Stakeholders for e–procurement can include any person or functional area that “touches” the systems, tools or information being held. This may include people at all levels of the organisation and external contacts such as suppliers and outsourcing partners. An agency can have multiple procurement processes. It may be necessary to look across the entire agency for the appropriate stakeholders and to understand the different business rules as they apply to e–procurement.

The following list provides a general view of functional procurement areas and their potential e–procurement-related activities

Functional Procurement Areas and Their Activities	
Accounts Payable	Maintain catalogues; Process POs; Process invoices
Audit	Ensure laws, rules, procedures & guidelines are being followed
Buyers	Initiate requisitions; Access catalogues; Approve POs; Receipt purchases; Process invoices; Approve payments
Executive	Sponsor Champions program; Develops policy; Secures funds and resources; Supports policy and procedural changes across functional areas
Finance	Manage, analyse and access data; Develop & implement policy and procurement processes
IT	Implement, integrate & manage online systems and tools; Develop business & IT strategy; Develop & implement policy
Legal	Write & negotiate contracts
Procurement	Manage, analyse and access data; Source suppliers; Manage categories & contracts; Manage suppliers; Develop & implement policy; Receipt purchases; Approve payments
Security	Develop & maintain security controls and requirements; Develop & implement policy
Suppliers	Respond to tenders; Participate in contract management; Maintain catalogues; Process POs; Submit invoices; Receive payment

Managing stakeholders

When managing suppliers, it is important to demonstrate the benefits of e–procurement as their engagement is critical to success. Communicate what e–procurement can and cannot do followed–up with regular progress reporting and quantifiable metrics. These messages, form part of a strong Communications Plan and will help to keep key stakeholders informed and manage their expectations.

Getting stakeholders to participate can be difficult, especially if they do not understand the value of the implementation to themselves and their functional area. A successful model includes a cross–functional team with members from each functional area (see list detailed in Stakeholder Identification). The team can support testing, development and training activities along with acting as product champions.

Here are some examples of how well–managed stakeholders at different levels in the organisation can positively impact an e–procurement implementation:

- Key stakeholders can spear head the change management activities by reviewing and updating local policy and procedures that will be impacted by the implementation
- The Executive Sponsor can ensure new policies and procedures are put into place to drive uptake of e–procurement
- End users prefer a fast and easy procurement process. Their roles and responsibilities often change as a result of e–procurement. Changes should be identified and communicated in a way that allows them to absorb the information and incorporate it into their work processes



List of Services

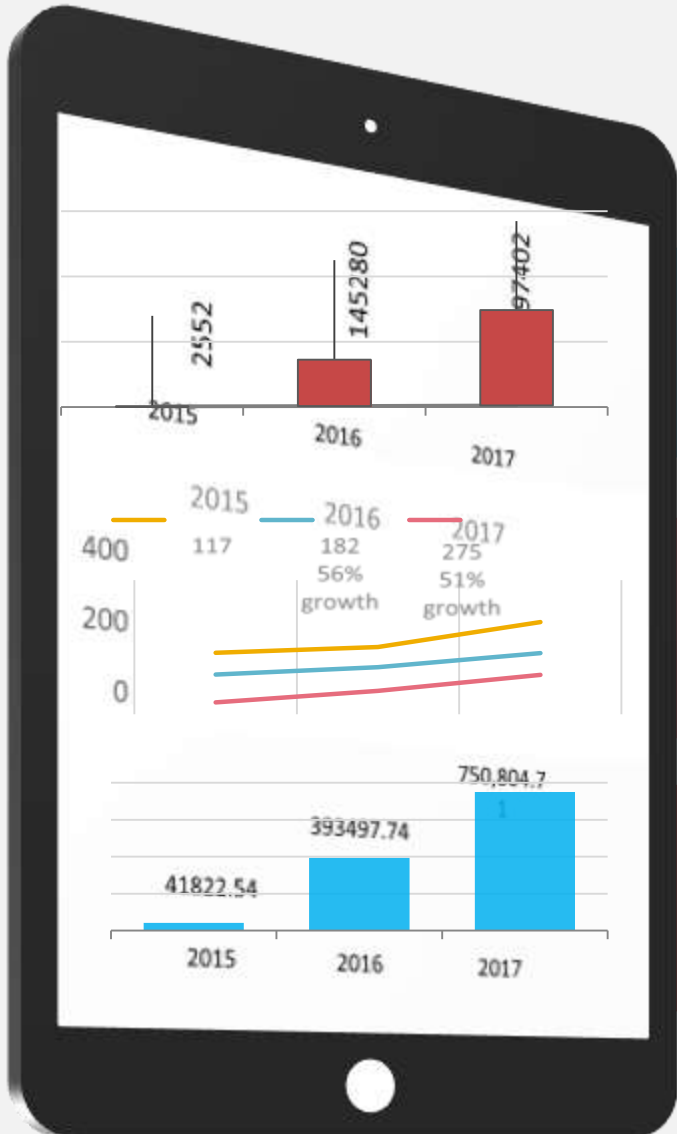
rendered

- Availability of complete tender details in public domain under the tender status link of the portal
- Comprehensive search criteria with various parameters
- Tender information of all Central Government procuring entities in a single platform
- Dashboard with prominent KPIs indicating trends of time , cost, competition, reach
- Utmost secrecy and integrity of the bids submitted using PKI Encryption . Manual system was not so fool proof and subject to Individuals safekeeping methods.
- Wide number of search criteria
- Drill down MIS reports on login
- Event alert mechanisms via emails, SMS and mobile app.
- Vendor Debarment information
- Annual audits as per EPS guidelines
- Continuous Capacity Building mechanisms
- MDP on Procurement at NIFM
- Online, Daily Web learning sessions
- Customised class room training at user premises
- NICSi empanelled vendors available for training and roll out
- CPPP caters Call Centre Service 24x7 Helpdesk support and dedicated email support



Statistical Reports

Tender Statistics for the Organisations
/Department Using eProcurement
(CPPP) Cumulative Till March 2017



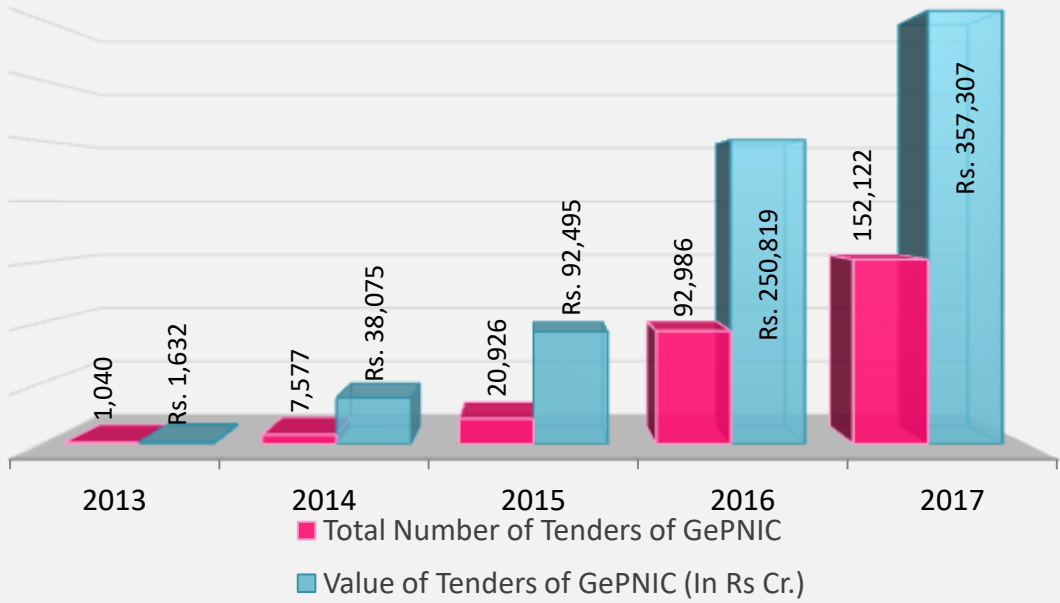
No. of Tenders
Published

Growth in
Organisation/Department
Using CPP Portal for
eProcurement

Value of Tenders (In Rs. Cr.)



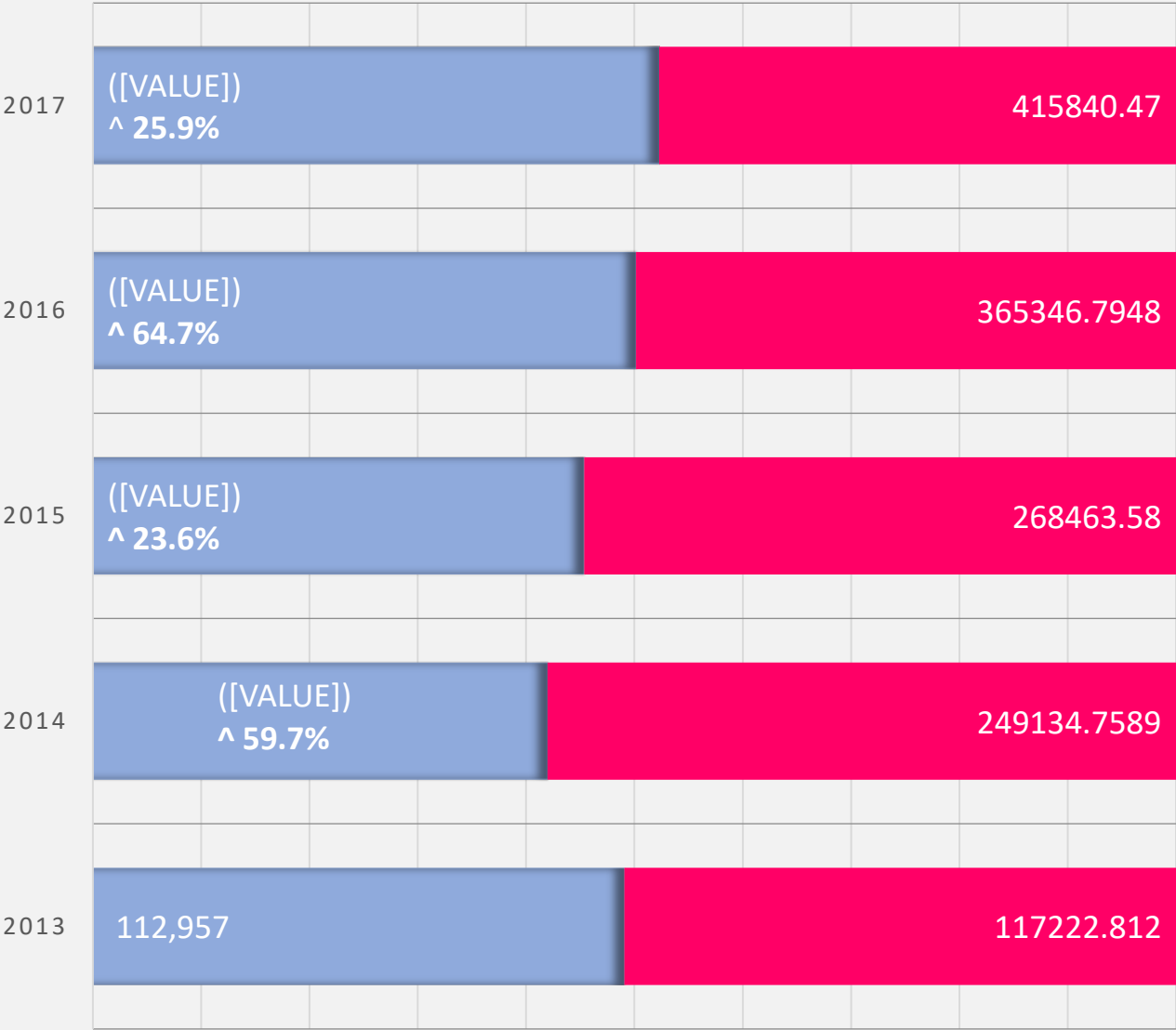
Tender Statistics for GePNIC (upto March 2017)





Tender Statistics for the States Using Government eProcurement of NIC (GePNIC)

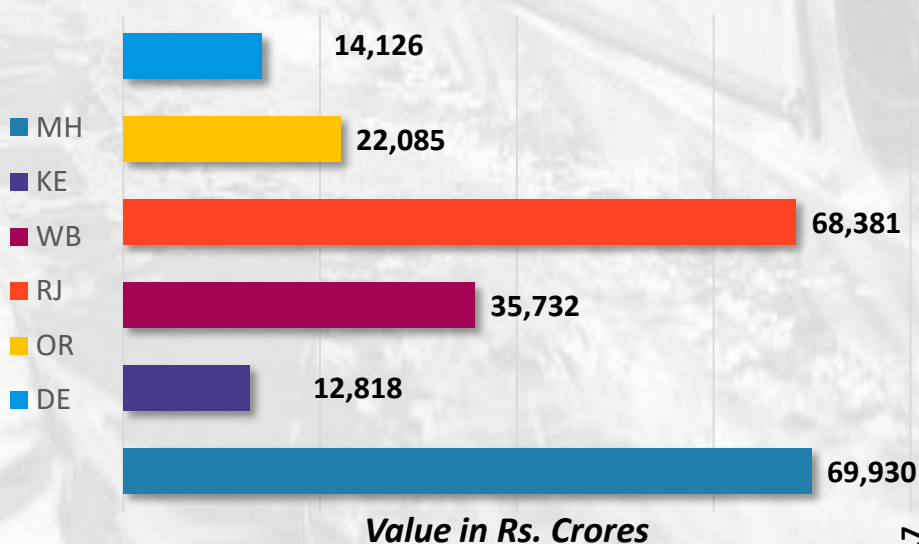
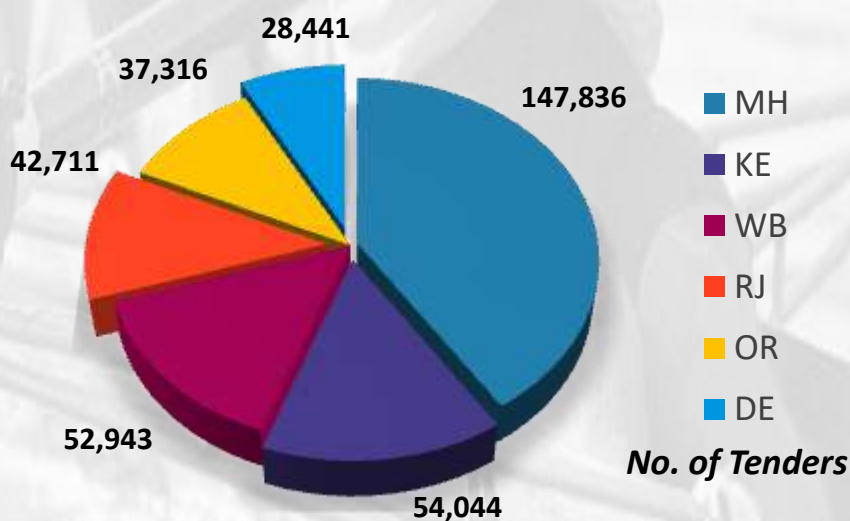
■ Total Number of Tenders ■ Value of Tenders (In Rs Cr.)



Leaders

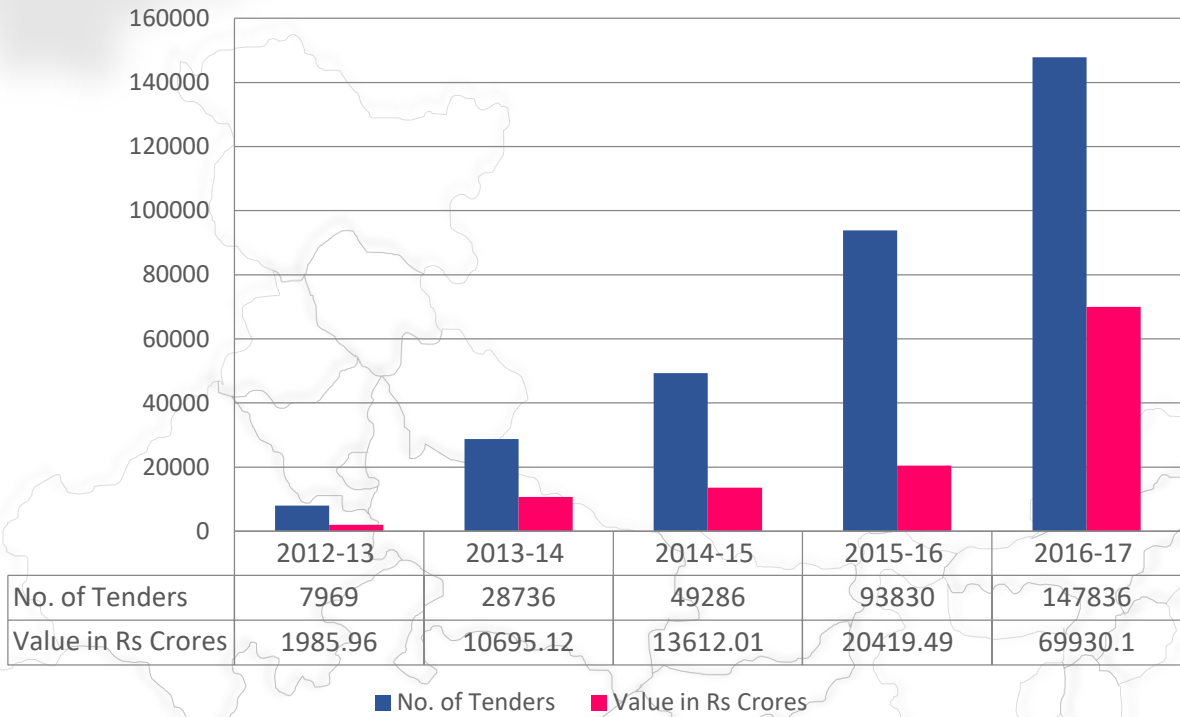
<i>States/UTs Code</i>	<i>States/UTs Name</i>	<i>No. of Tenders</i>	<i>Value in Rs. Crores</i>
MH	Maharashtra	1,47,836	69,930
KE	Kerala	54,044	12,818
WB	West Bengal	52,943	35,732
RJ	Rajasthan	42,711	68,381
OR	Odisha	37,316	22,085
DE	NCT of Delhi	28,441	14,126

**Statistics during the financial year 2016-2017*



Government of Maharashtra processed 147836 tenders during the financial year 2016-2017 worth more than Rs.69930.1 Crores. Online payment and refund for tender fee and EMD is operational.

Yearwise No. and Value of Tenders

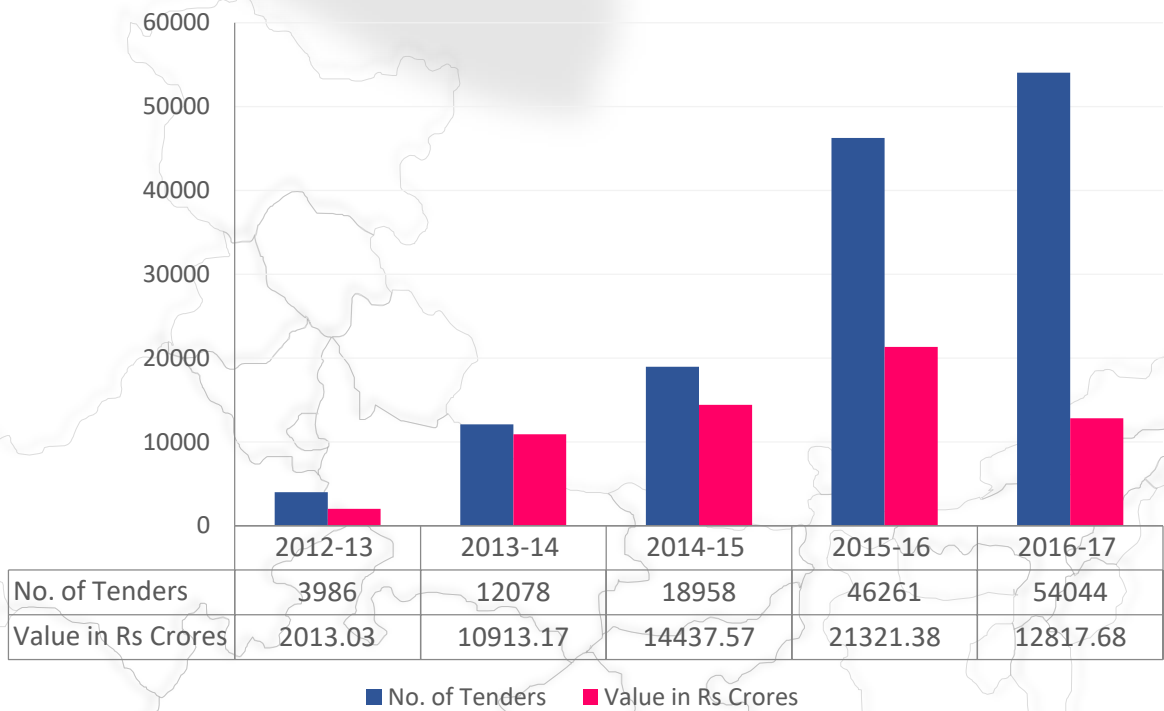


The list of Top 5 Departments of Maharashtra:

S.No	Name of the Department	No. of Tenders Published during Fin Year 2016-2017
1	Thane Municipal Corporation Thane//Public Works Department	3560
2	RDD-CEO-NASHIK//NASHIK-WORKS DIV.	1836
3	Maharashtra Housing and Area Development Authority//Slum Improvement Board – Mumbai	1616
4	Municipal Corporation Aurangabad//EE Electrical	1402
5	Solapur Municipal Corporation	1327

Government of Kerala published 54044 tenders during the financial year 2016-2017 worth more than Rs.12817.68 Crores. Online payment and refund for tender fee and EMD is operational.

Yearwise No. and Value of Tenders



The list of Top 5 Departments of Kerala

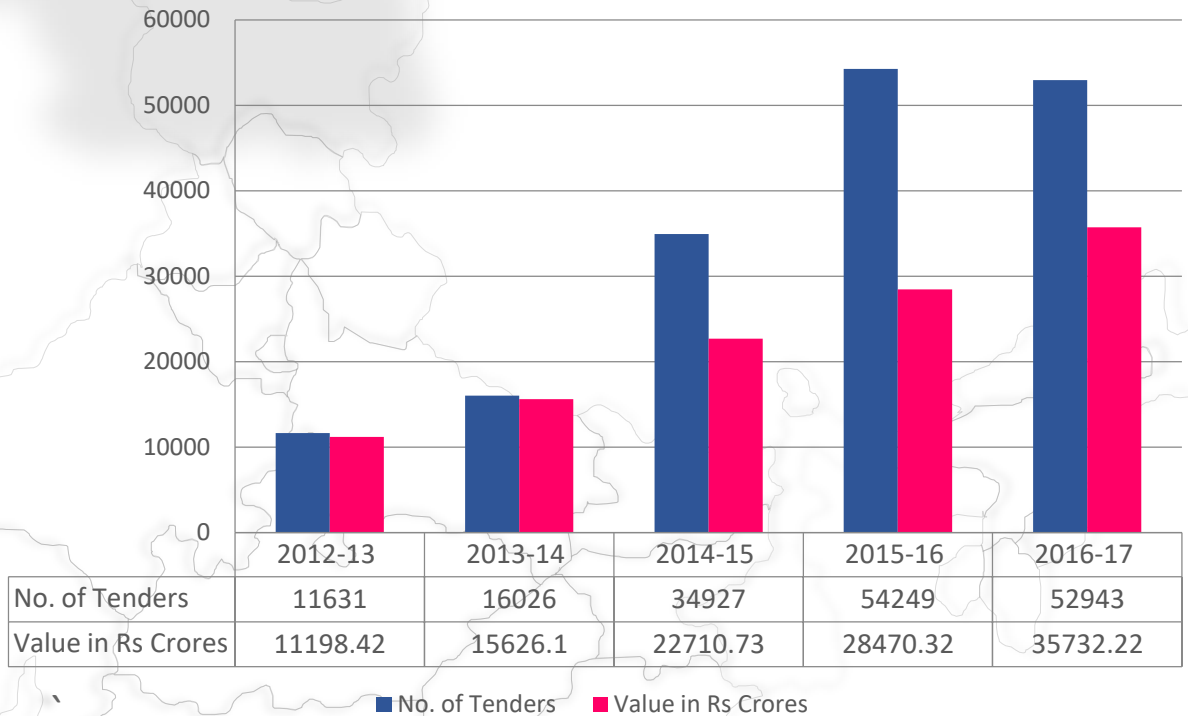
S.No	Name of the Department	No. of Tenders Published during Fin Year 2016-2017
1	Local Self Government Department//Ernakulam//Corporation Engineers Office Ernakulam//Corporation Engineer Kochi Corporation	1308
2	Local Self Government Department//Thiruvananthapuram//Corporation Engineers Office TVM//Thiruvananthapuram Corporation	984
3	Travancore Devaswom Board//Office of the Devaswom Commissioner	788
4	Local Self Government Department//Kozhikode//Corporation Engineers Office Kozhikkode//Corporation Engineer Kozhikkode Corporation	729
5	Local Self Government Department//Malappuram//District Panchayath Division Office Malappuram//O/O Exec Engg Malappuram District Panchayath	642

Government of West Bengal

<https://wbtenders.gov.in>

Government of West Bengal published 52943 tenders during the financial year 2016-2017 worth more than Rs.35732.22 Crores. Online payment and refund for tender fee and EMD is operational.

Yearwise No. and Value of Tenders

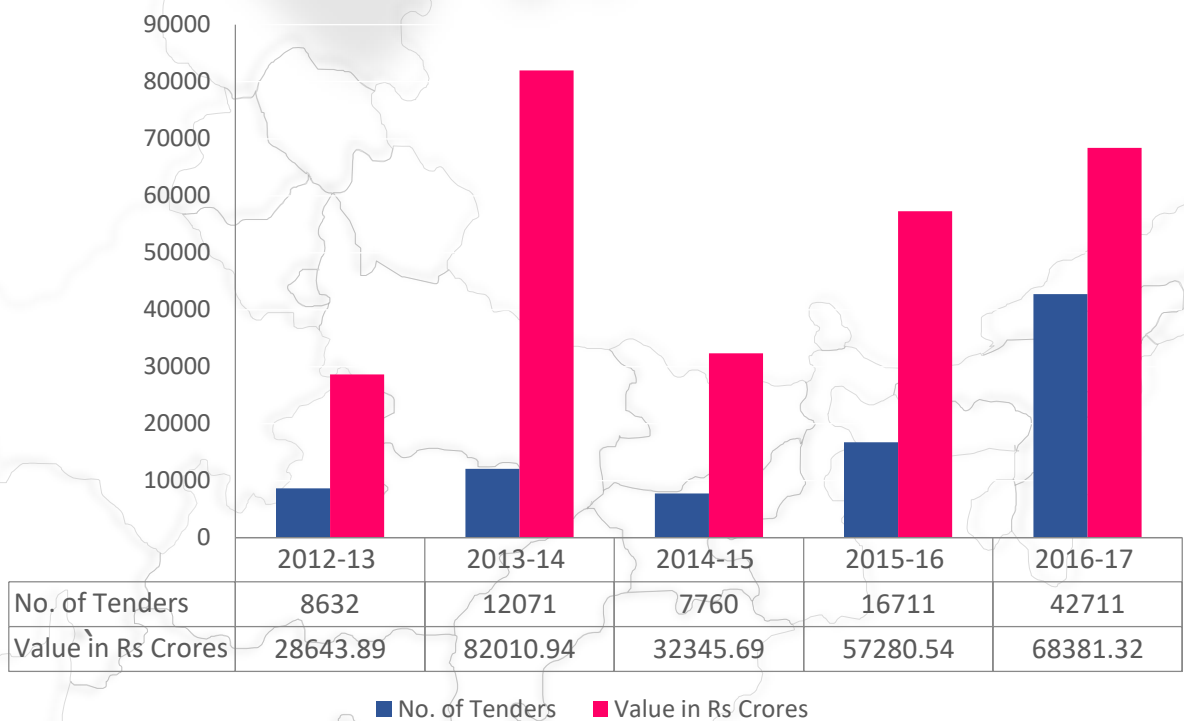


The list of Top 5 Departments of West Bengal

S.No	Name of the Department	No. of Tenders Published during Fin Year 2016-2017
1	Municipal affairs department//urban local bodies//howrah mc	590
2	Municipal affairs department//urban local bodies//durgapur mc	588
3	North bengal development department	410
4	Siliguri municipal corporation	331
5	Sundarban affairs department//ce - sundarban dev. Board//se - sundarban dev.Project circle//civil eng. Div - i	313

Government of Rajasthan published 42711 tenders during the financial year 2016-2017 worth more than Rs.68381.32 Crores.

Yearwise No. and Value of Tenders

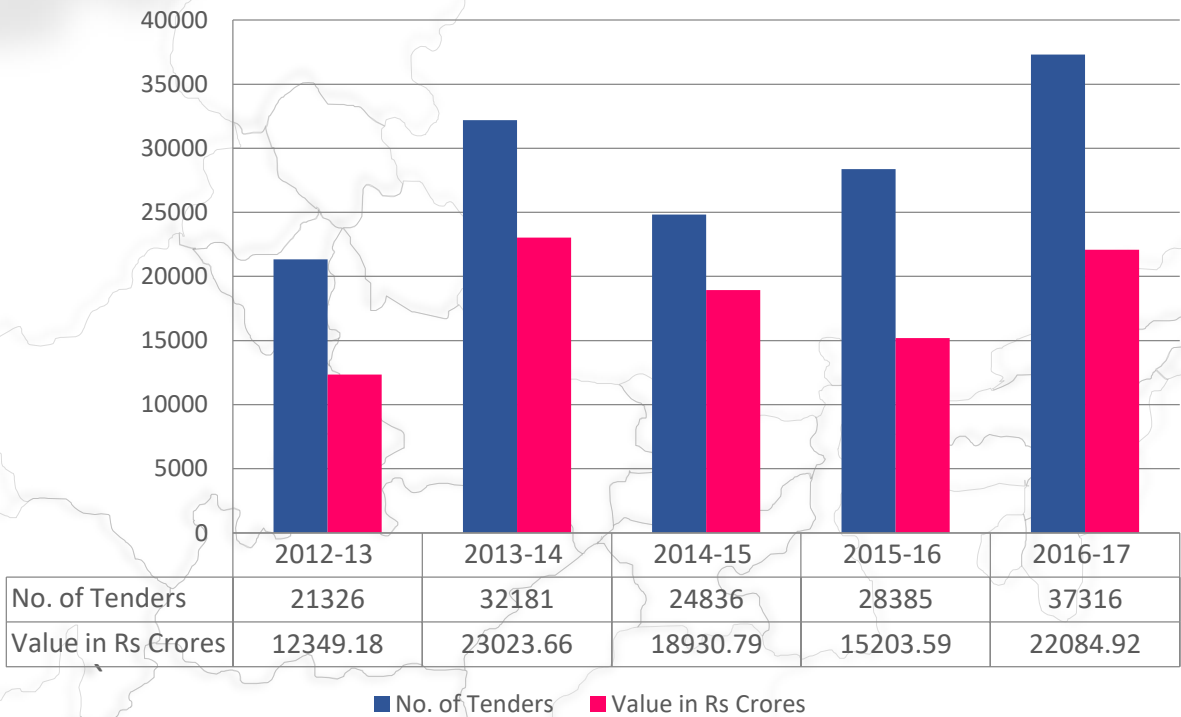


The list of Top 5 Departments of Rajasthan

S.No	Name of the Department	No. of Tenders Published during Fin Year 2016-2017
1	DLB//Dy.DR-Jaipur//CEO-Jaipur	2063
2	Deptt. of Watershed Dev. and Soil Conservation//CEO-SLNA Cum Director//PM-WCDC and SE(LR)//Executive Engineer (LR)	1736
3	Rajasthan Council of Secondary Education	1070
4	Medical and Health//Chief Engineer	724
5	DLB//Dy.DR-Udaipur//Commissioner-Udaipur	721

Government of Odisha published 37316 tenders during the financial year 2016-2017 worth more than Rs.22084.92 Crores.

Yearwise No. and Value of Tenders



The list of Top 5 Departments of Odisha

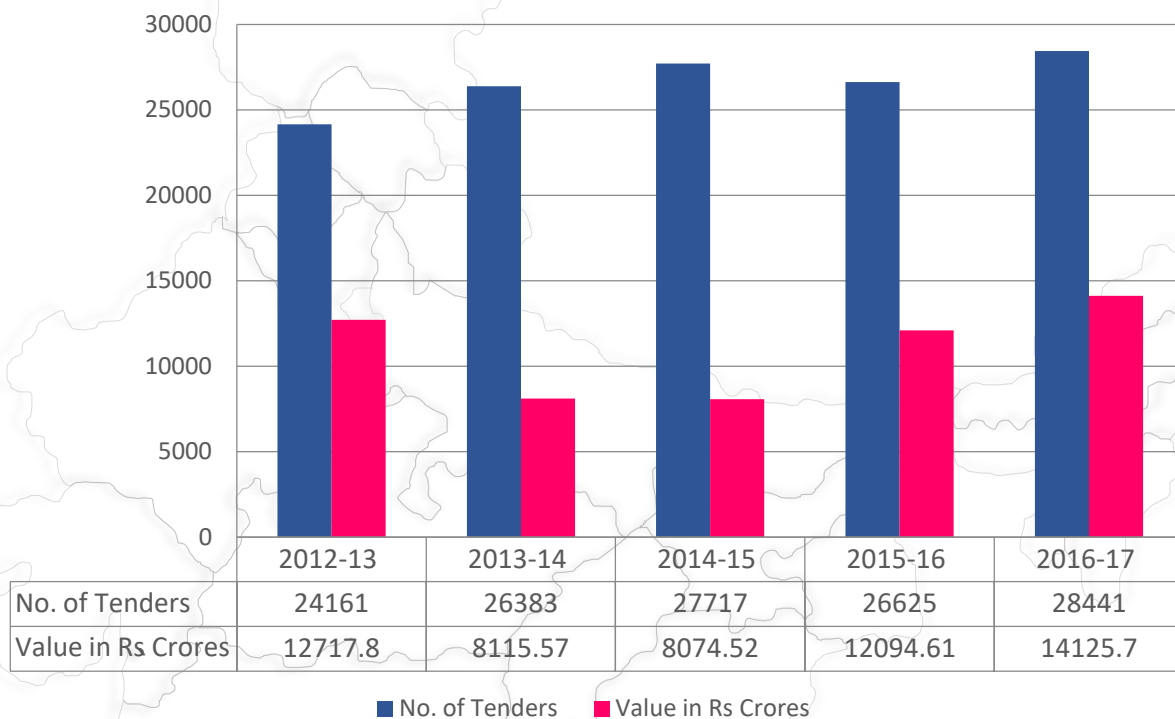
S.No	Name of the Department	No. of Tenders Published during Fin Year 2016-2017
1	Municipal Bodies	10310
2	Orissa State Police Housing and Welfare Corporation Ltd	508
3	Orissa Lift Irrigation Corporation//LI Southern Circle Berhampur//LI Division Gunupur	453
4	ST and SC Development Deptt//ITDA Koraput	444
5	Orissa Lift Irrigation Corporation//LI,Central Circle, Cuttack//LI Division Cuttack	386

Government of NCT of Delhi

<http://govtprocurement.delhi.gov.in>

Government of NCT of Delhi published 28441 tenders during the financial year 2016-2017 worth more than Rs.14125.7 Crores.

Yearwise No. and Value of Tenders



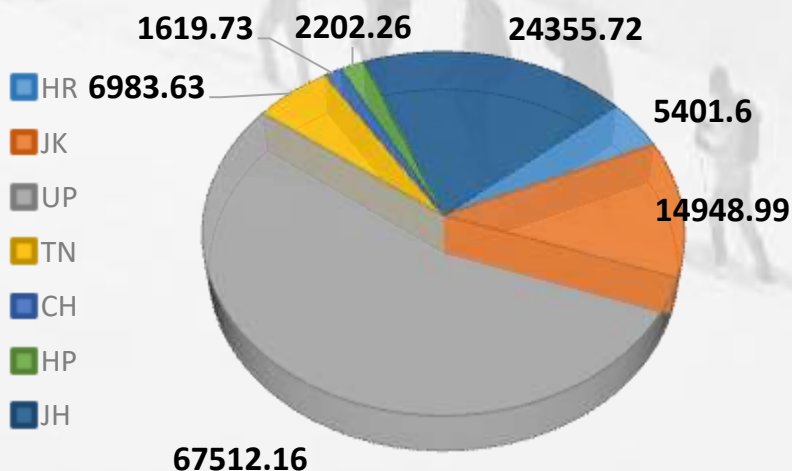

The list of Top 5 Departments of NCT of Delhi

S.No	Name of the Department	No. of Tenders Published during Fin Year 2016-2017
1	Delhi Jal Board//Delhi Jal Board//EE-EMWS-CN	412
2	Delhi Jal Board//Delhi Jal Board//EE(EM) WS SOUTH-III	387
3	Irrigation and Flood Control//ZONE-I//Flood Circle-IV//Civil Division-V	369
4	Delhi Jal Board//Delhi Jal Board//EE(EM) WS SOUTH-II	364
5	Delhi Jal Board//Delhi Jal Board//EE-EMWS-NW	346

Challenger

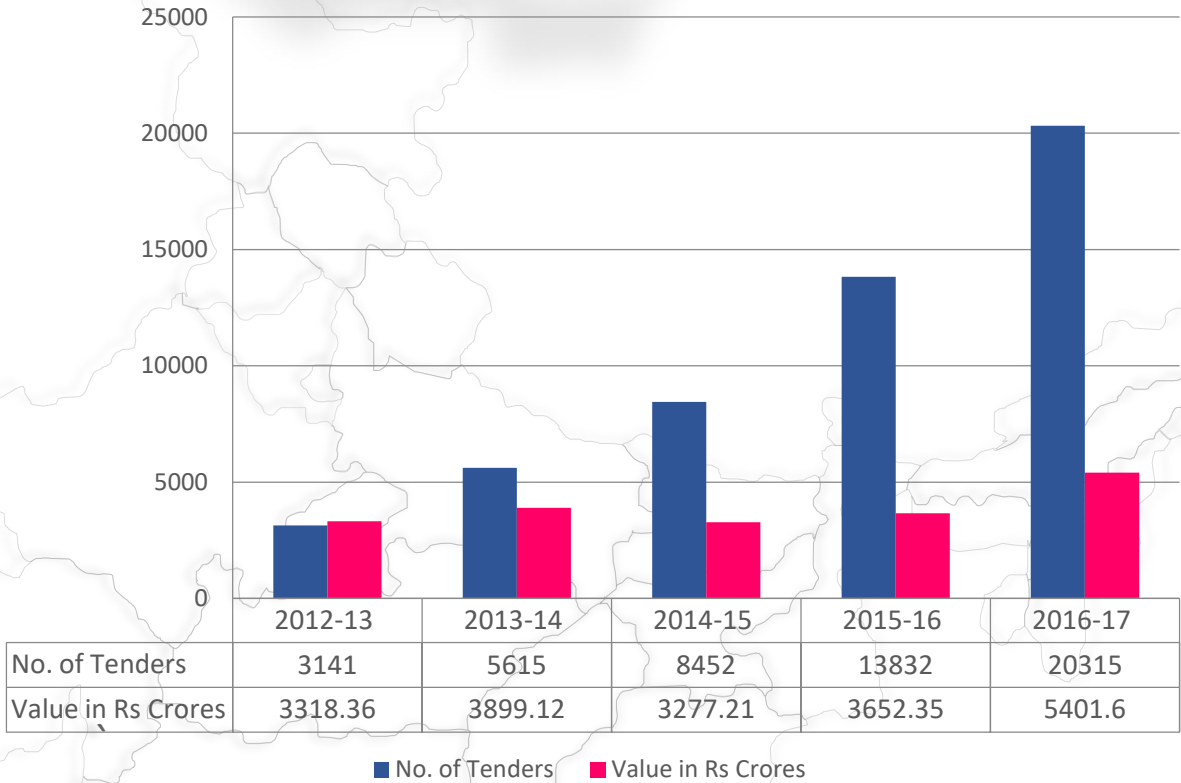
States/UTs Code	States/UTs Name	No. of Tenders	Value of Tenders in Rs. Crores
HR	Haryana	20,315	5,407
JK	Jammu and Kashmir	17,997	14,949
UP	Uttar Pradesh	15,116	67,512
TN	Tamil Nadu	11,143	6,984
CH	Chandigarh UT	7,966	1,620
HP	Himachal Pradesh	6,161	2,202
JH	Jharkhand	6,154	24,356

*Statistics during the financial year 2016-2017



Government of Haryana published 20315 tenders during the financial year 2016-2017 worth more than Rs.5401.6 Crores.

Yearwise No. and Value of Tenders



The list of Top 5 Departments of Haryana

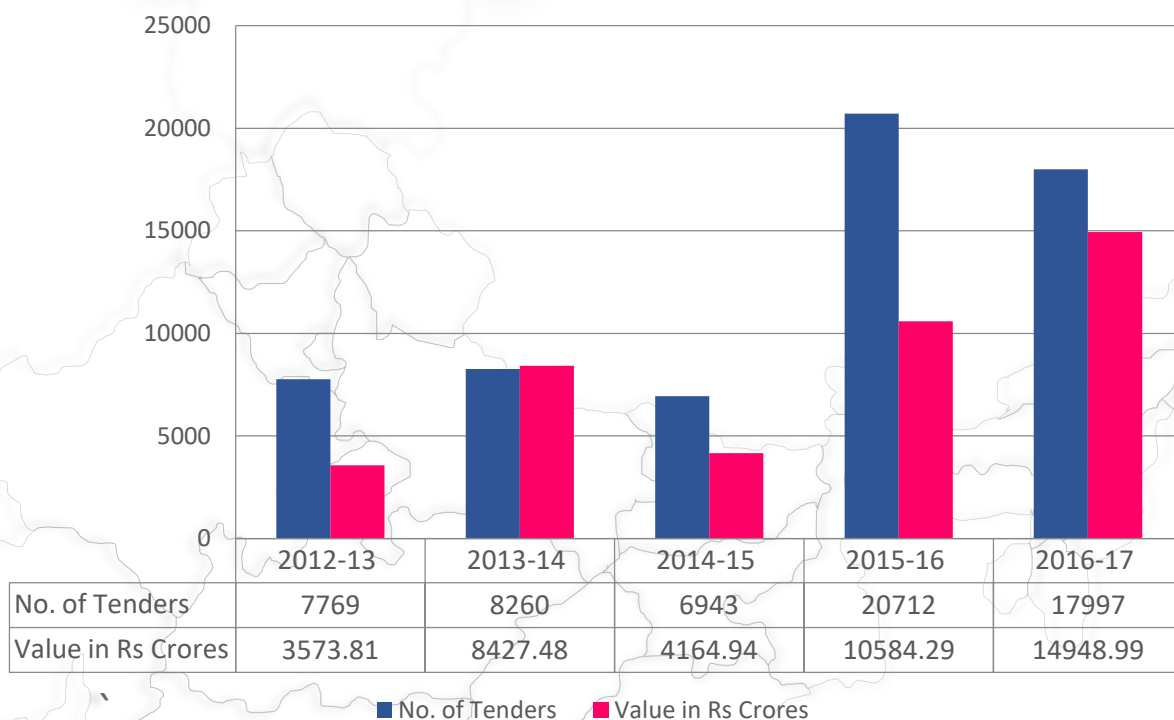
S.No	Name of the Department	No. of Tenders Published during Fin Year 2016-2017
1	Urban Local Bodies//MC Amballa	909
2	Urban Local Bodies//MC Yamunanagar	832
3	Urban Local Bodies//MC Panipat	639
4	Urban Local Bodies//MC Jind	578
5	Urban Local Bodies//MC Rohtak	487

Government of Jammu and Kashmir

<https://jktenders.gov.in>

Government of Jammu and Kashmir published 17997 tenders during the financial year 2016-2017 worth more than Rs.14948.99 Crores.

Yearwise No. and Value of Tenders



The list of Top 5 Departments of Jammu and Kashmir

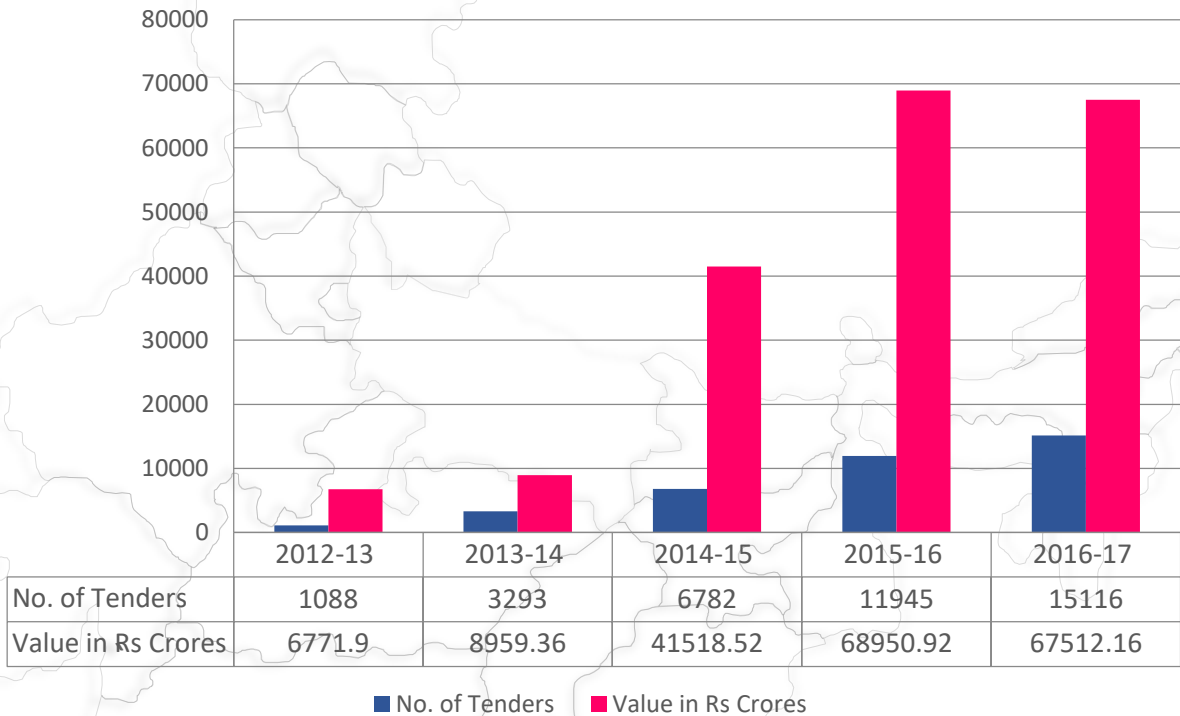
S.No	Name of the Department	No. of Tenders Published during Fin Year 2016-2017
1	PWD//CE PWD Jammu	963
2	HAUDD//Jammu Municipal Corporation	703
3	PWD//CE PWD Kashmir	620
4	PWD//CE PWD Jammu//Doda Circle	541
5	Health and Medical Education//JK MEDICAL SUPPLIES CORP LTD	510

Government of Uttar Pradesh

<https://etender.up.nic.in>

Government of Uttar Pradesh published 15116 tenders during the financial year 2016-2017 worth more than Rs.67512.16 Crores.

Yearwise No. and Value of Tenders



The list of Top 5 Departments of Uttar Pradesh

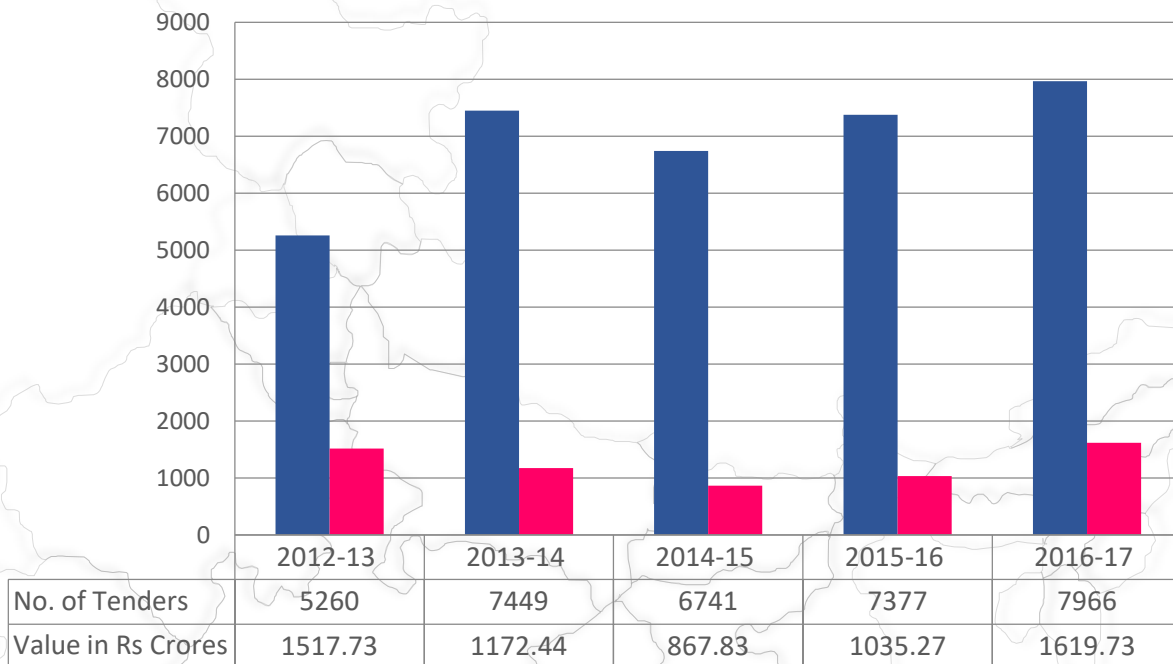
S.No	Name of the Department	No. of Tenders Published during Fin Year 2016-2017
1	New Okla Industrial Development Authority	2504
2	Lucknow Development Authority	553
3	Allahabad Municipal Corporation//Public Works Department	452
4	Greater Noida Industrial Development Authority	416
5	UP RajyaVidyutUtpadan Nigam Ltd//Anpara Thermal Power Project- UPRVUNL- Sonebhadra	318

Chandigarh UT Administration

<http://etenders.chd.nic.in>

Chandigarh UT Administration published 7966 tenders during the financial year 2016-2017 worth more than Rs. 1619.73 Crores.

Yearwise No. and Value of Tenders



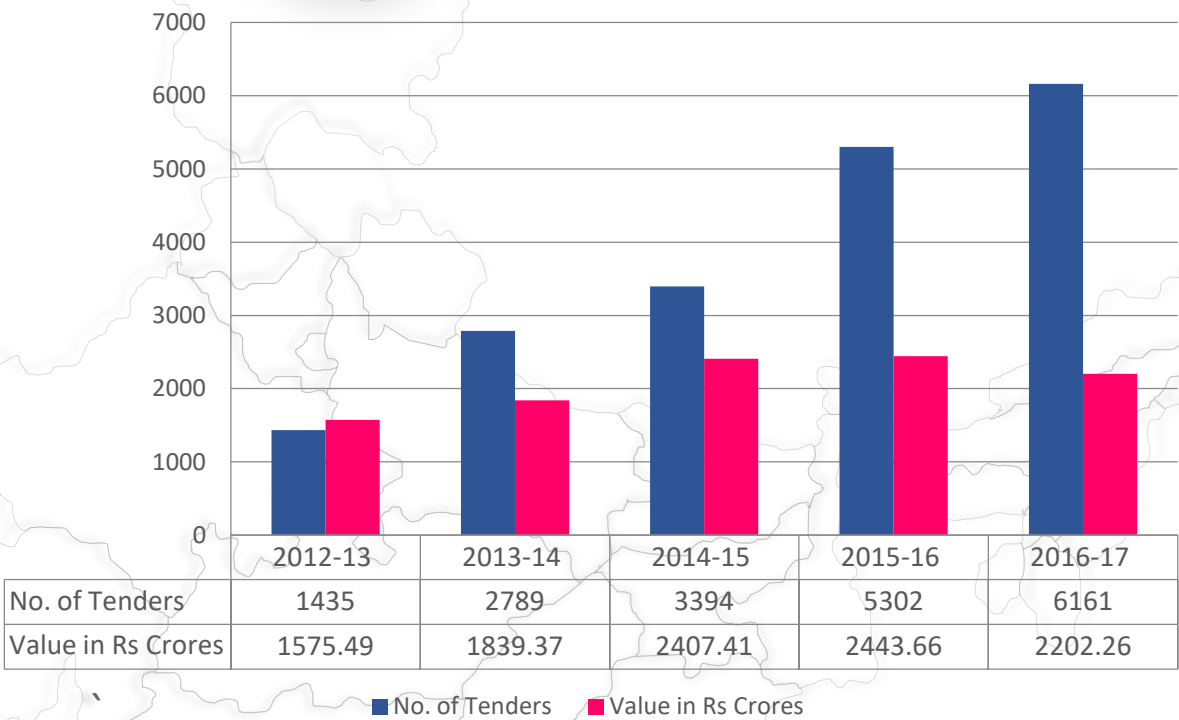
■ No. of Tenders ■ Value in Rs Crores

The list of Top 5 Departments of Chandigarh UT Administration

S.No	Name of the Department	No. of Tenders Published during Fin Year 2016-2017
1	Chandigarh Administration//Engineering//Public Health Circle//PH Div - VII	456
2	Municipal Corporation//Engineering-MCC//Public Health Division - IV	429
3	Municipal Corporation//Engineering-MCC//Public Health Division - III	393
4	Chandigarh Administration//Engineering//Public Health Circle	365
5	Municipal Corporation//Engineering-MCC//Horticulture Division	345

Government of Himachal Pradesh published 6161 tenders during the financial year 2016-2017 worth more than Rs.2202.26 Crores.

Yearwise No. and Value of Tenders



The list of Top 5 Departments of Himachal Pradesh

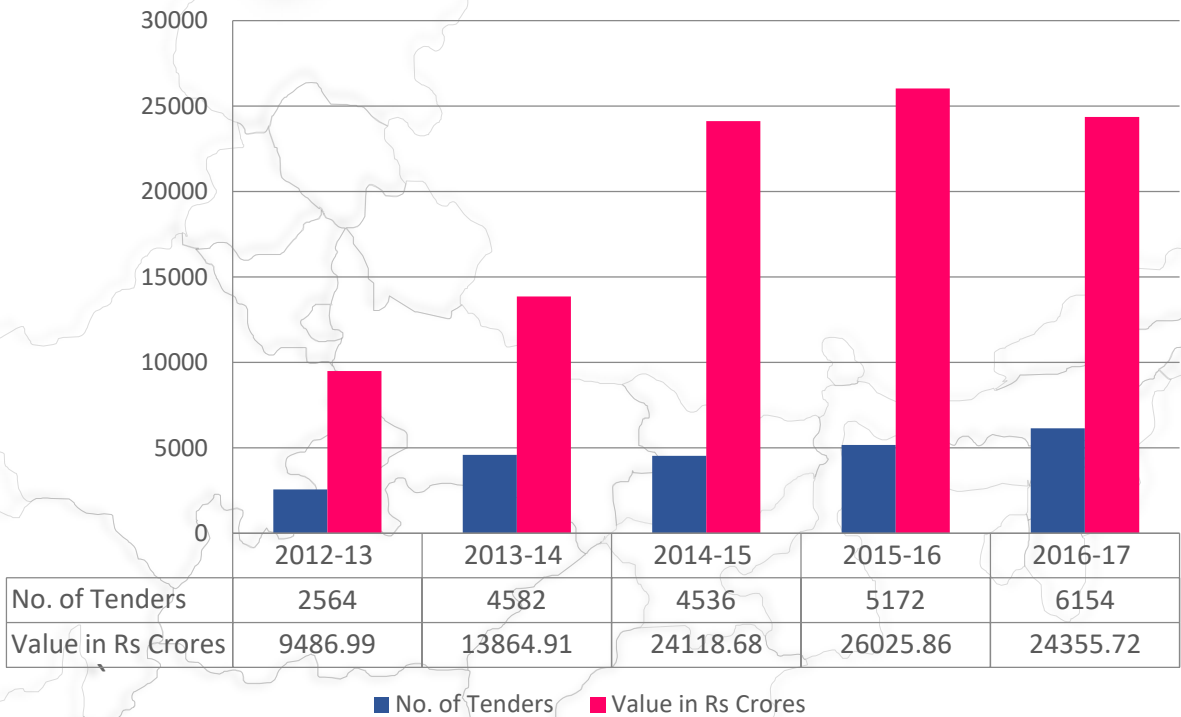
S.No	Name of the Department	No. of Tenders Published during Fin Year 2016-2017
1	PWD	2943
2	HP State Forest Development Corporation//Director North ,FDC,HP//DM,Dharamsala,DirectorNorth,FDC,HP	309
3	HP State Forest Development Corporation//Director North ,FDC,HP//DM,Hamirpur,DirectorNorth,FDC,HP	248
4	HP State Forest Development Corporation	185
5	HP State Forest Development Corporation//Director south ,FDC,HP//DM,Nahan,DirectorSouth,FDC,HP	158

Government of Jharkhand

<https://jharkhandtenders.gov.in>

Government of Jharkhand published 6154 tenders during the financial year 2016-2017 worth more than Rs.24355.72 Crores.

Yearwise No. and Value of Tenders

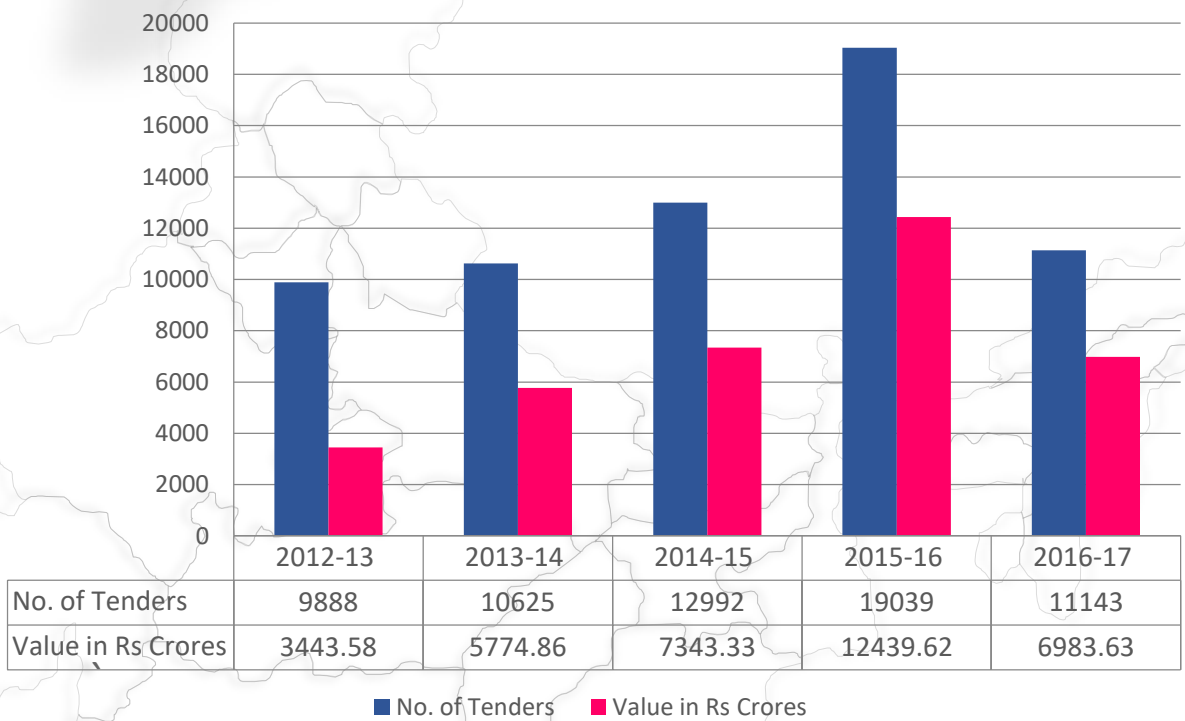


The list of Top 5 Departments of Jharkhand

S.No	Name of the Department	No. of Tenders Published during Fin Year 2016-2017
1	UDD Secretary//UDD Chairperson eProc Cell	1485
2	RWD EinC	826
3	JSEB//JSEB CE	303
4	RCD EinC//RCD CE Comm	247
5	Jharkhand State Building Construction Corporation Limited	202

Government of Tamil Nadu published 11143 tenders during the financial year 2016-2017 worth more than Rs. 6983.63 Crores.

Yearwise No. and Value of Tenders



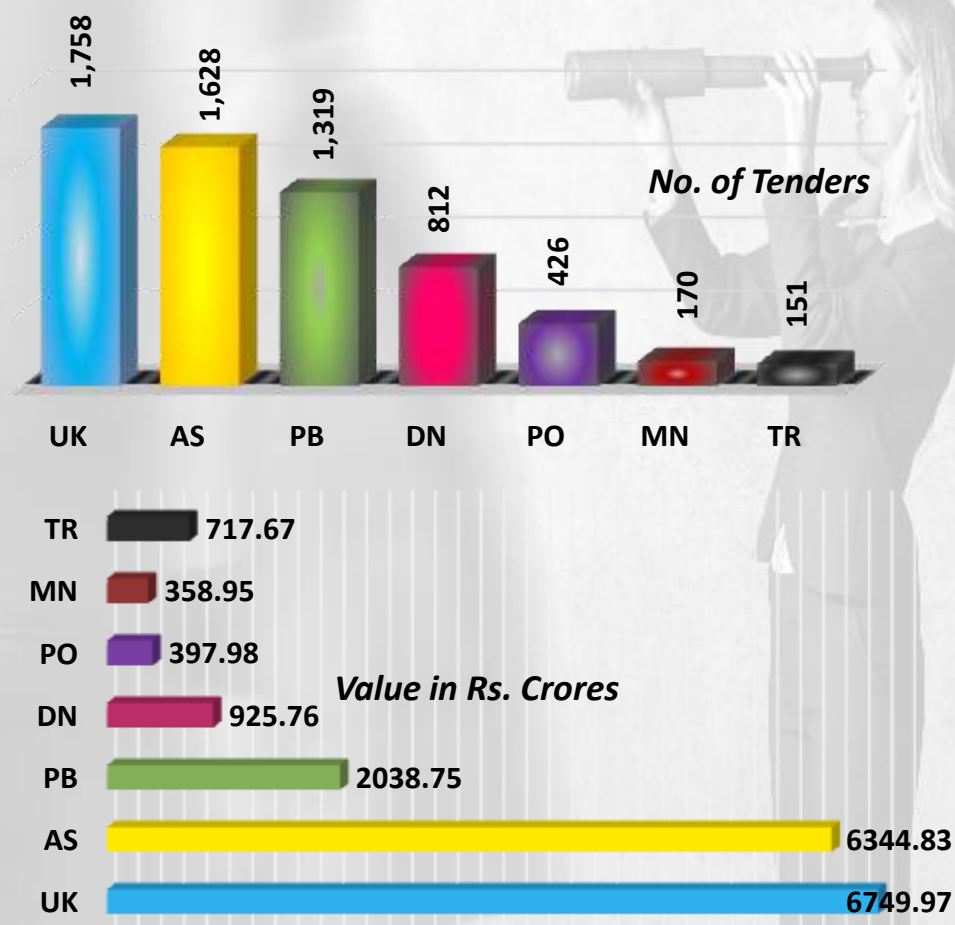
The list of Top 5 Departments of Tamil Nadu

S.No	Name of the Department	No. of Tenders Published during Fin Year 2016-2017
1	Corporation of Chennai//Regional office Central ,CoC	1029
2	Corporation of Chennai//Regional office South,CoC	530
3	MAWS//Coimbatore City Municipal Corporation	408
4	Corporation of Chennai//Regional Office North,CoC	377
5	MAWS//Trippur City Municipal Corporation	364

Visioners

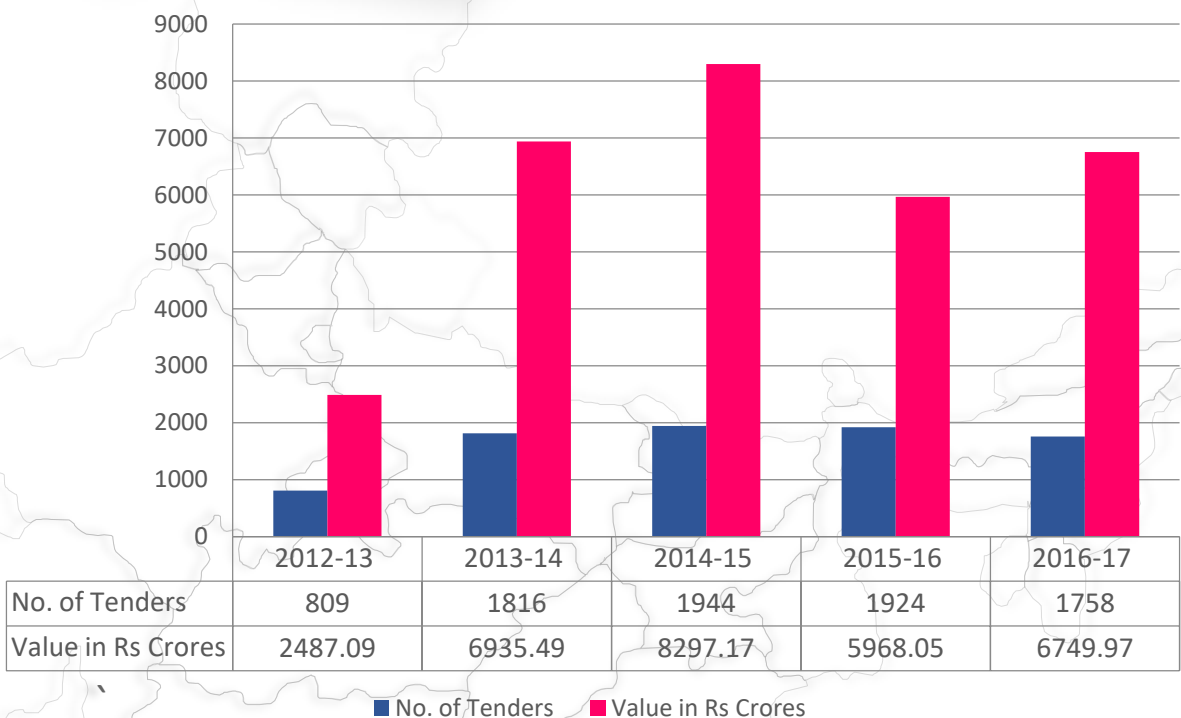
<i>States/UTs Code</i>	<i>States/UTs Name</i>	<i>No. of Tenders</i>	<i>Value of Tenders in Rs. Crores</i>
UK	Uttarakhand	1,758	6,750
AS	Assam	1,628	6,345
PB	Punjab	1,319	2,039
DN	Dadra and Nagar Haveli (UT)	812	926
PO	Puducherry UT	426	398
MN	Manipur	170	356
TR	Tripura	151	717

**Statistics during the financial year 2016-2017*



Government of Uttarakhand published 1758 tenders during the financial year 2016-2017 worth more than Rs.6749.97 Crores.

Yearwise No. and Value of Tenders

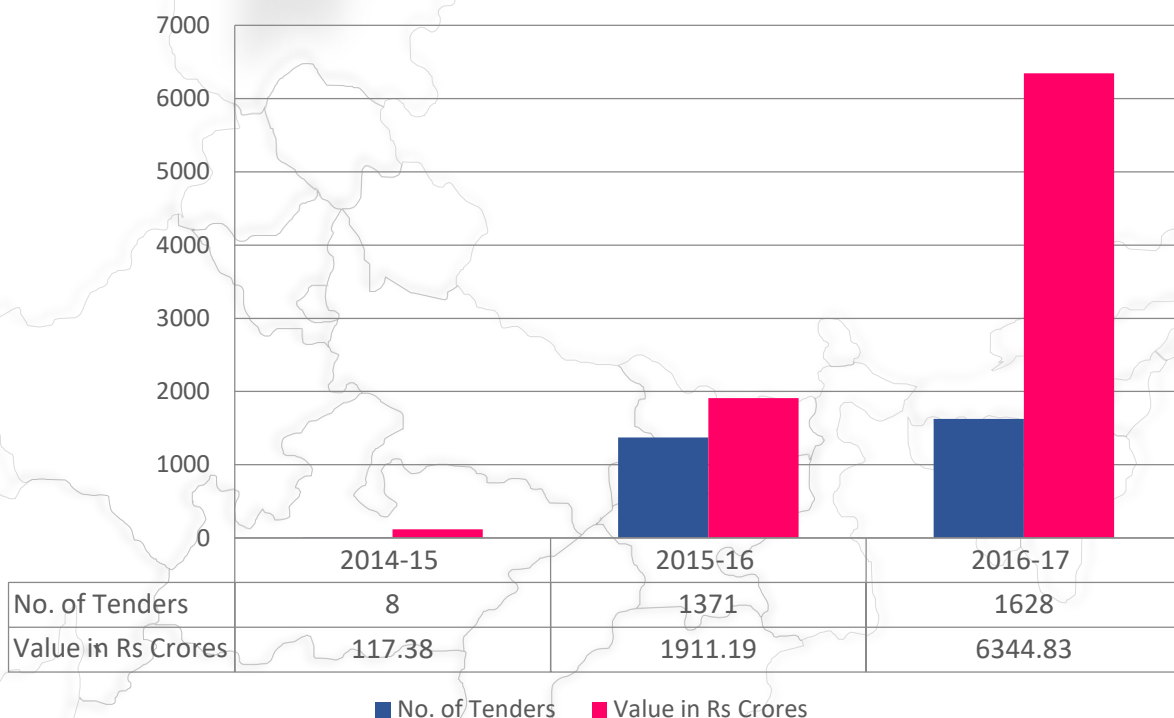


The list of Top 5 Departments of Uttarakhand

S.No	Name of the Department	No. of Tenders Published during Fin Year 2016-2017
1	MHFW - DG (Medical Health)	126
2	Director General (Police) ADG - Administration IG - HQ	103
3	PWD	88
4	MD- UJVN//Director (Operation)//GM (Civil)//DGM (Civil)	72
5	Regional Food Controller Kumaun Region Haldwani//R.S.F.O.	70

Government of Assam published 1628 tenders during the financial year 2016-2017 worth more than Rs. 6344.83 Crores.

Yearwise No. and Value of Tenders



The list of Top 5 Departments of Assam

S.No	Name of the Department	No. of Tenders Published during Fin Year 2016-2017
1	Bodoland Territorial Council-PWD//Director Cum CHD - PWD BTC	471
2	Department of Water Resources//Chief Engineer - DoWR	333
3	Public Works Building and NH Department//Chief Engineer- Building - PWBNI	111
4	Public Works Roads Department//CE PWD(R) - PWD//Traffic Engineering Cell - PWD	86
5	AxomSarbaSikshaAbhijan Mission	68

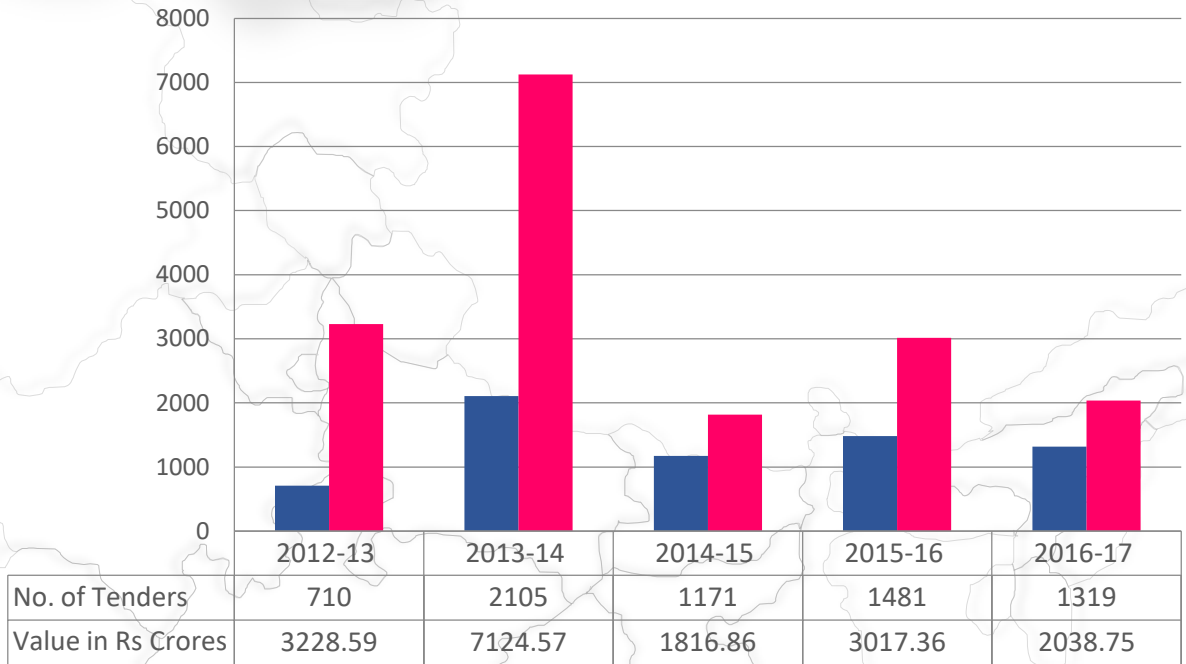


Government of Punjab (PWD B&R)

<http://assamtenders.gov.in>

Government of Punjab (PWD B&R) published 1319 tenders during the financial year 2016-2017 worth more than Rs.2038.75 Crores.

Yearwise No. and Value of Tenders



■ No. of Tenders ■ Value in Rs Crores

The list of Top 5 Departments of Punjab (PWD B&R)

S.No	Name of the Department	No. of Tenders Published during Fin Year 2016-2017
1	Construction Circle-Pathankot//Construction Division-Pathankot	78
2	Construction Circle-Ludhiana//Provincial Division-Ludhiana	33
3	Construction Circle-Faridkot//Construction Division-Muktsar	28
4	Construction Circle-Ferozepur//Construction Division No.1-Ferozepur at Jalalabad	28
5	Construction Circle No.2-Jalandhar// Construction Division No.2-Kapurthala	23

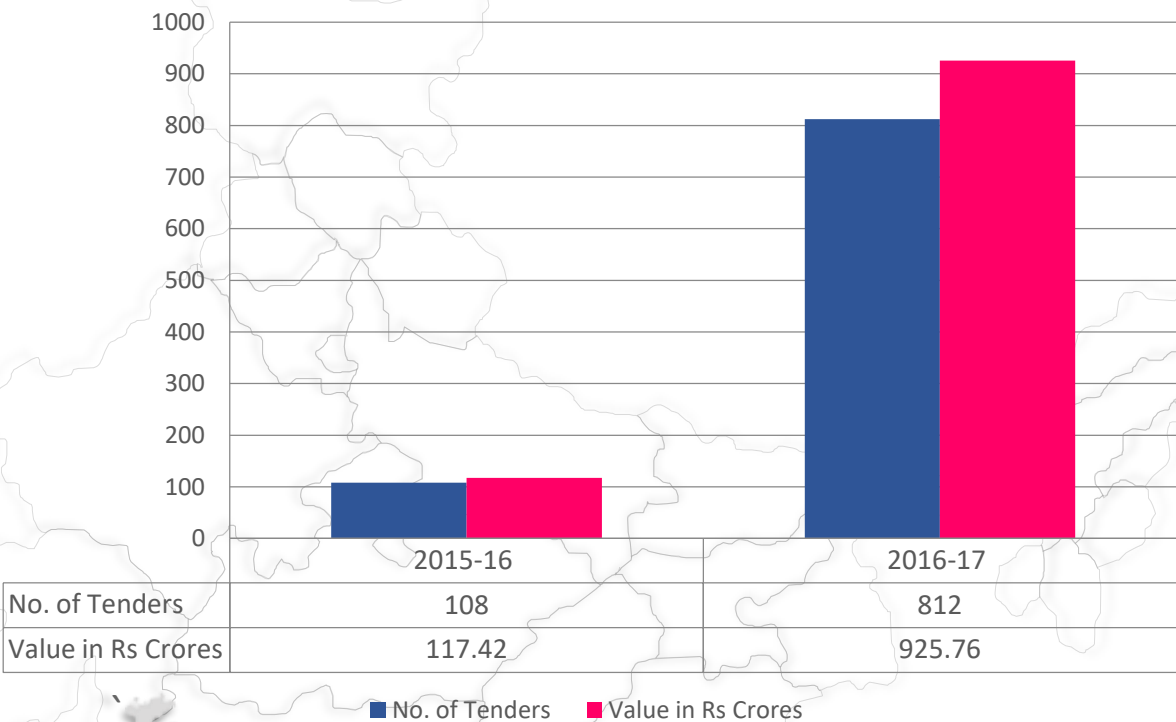


Union Territory of Dadra and Nagar Haveli

<http://dnhtenders.gov.in>

Union Territory of Dadra and Nagar Haveli published 812 tenders during the financial year 2016-2017 worth more than Rs. 925.76 Crores.

Yearwise No. and Value of Tenders



The list of Top 5 Departments of Dadra and Nagar Haveli

S.No	Name of the Department	No. of Tenders Published during Fin Year 2016-2017
1	UT Administration of Dadra and Nagar Haveli//Public Works Department - UTDNH//Project Cell - UTDNH	157
2	UT Administration of Dadra and Nagar Haveli//Director Medical and Health Service - UTDNH//Off. Of Dir. Medical and Health Service - UTDNH	152
3	UT Administration of Dadra and Nagar Haveli//District Panchayat - UTDNH//PWD III Irrigation Division - UTDNH	132
4	UT Administration of Dadra and Nagar Haveli//DNH Power Distribution Corporation LTD - UTDNH	73
5	UT Administration of Dadra and Nagar Haveli//Silvassa Municipal Council - UTDNH//Off. of Chief Officer-SMC - UTDNH	73

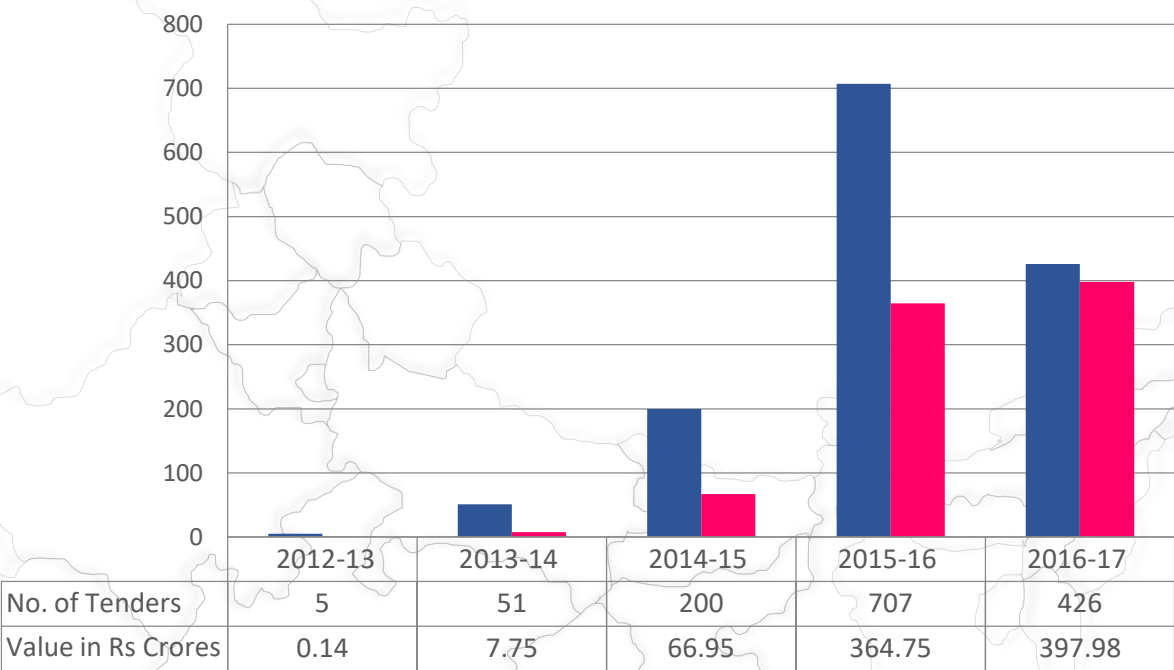


Government of Puducherry

<https://pudutenders.gov.in>

Government of Puducherry published 426 tenders during the financial year 2016-2017 worth more than Rs.397.98 Crores.

Yearwise No. and Value of Tenders



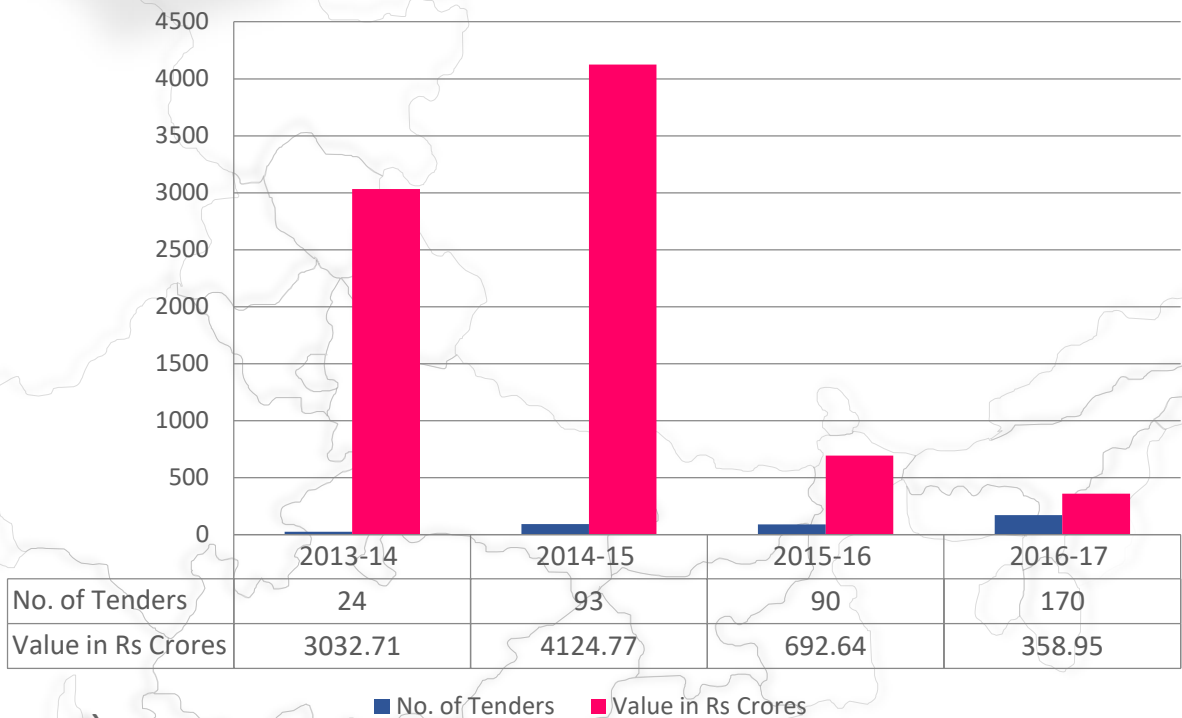
■ No. of Tenders ■ Value in Rs Crores

The list of **Top 5 Departments of Puducherry** which are publishing tenders with the number of tenders published during the financial year 2016-2017 is given below.

S.No	Name of the Department	No. of Tenders Published during Fin Year 2016-2017
1	SE-II (Cable Construction and Building),POWER	79
2	Department of Local Administration Puducherry Municipality-DLA	45
3	Oulgaret Municipality - DLA	42
4	Puducherry Adidravidar Development Corporation Limited	35
5	Karaikal Municipality-DLA	25

Government of Manipur published 170 tenders during the financial year 2016-2017 worth more than Rs.358.95 Crores.

Yearwise No. and Value of Tenders



The list of Top 5 Departments of Manipur

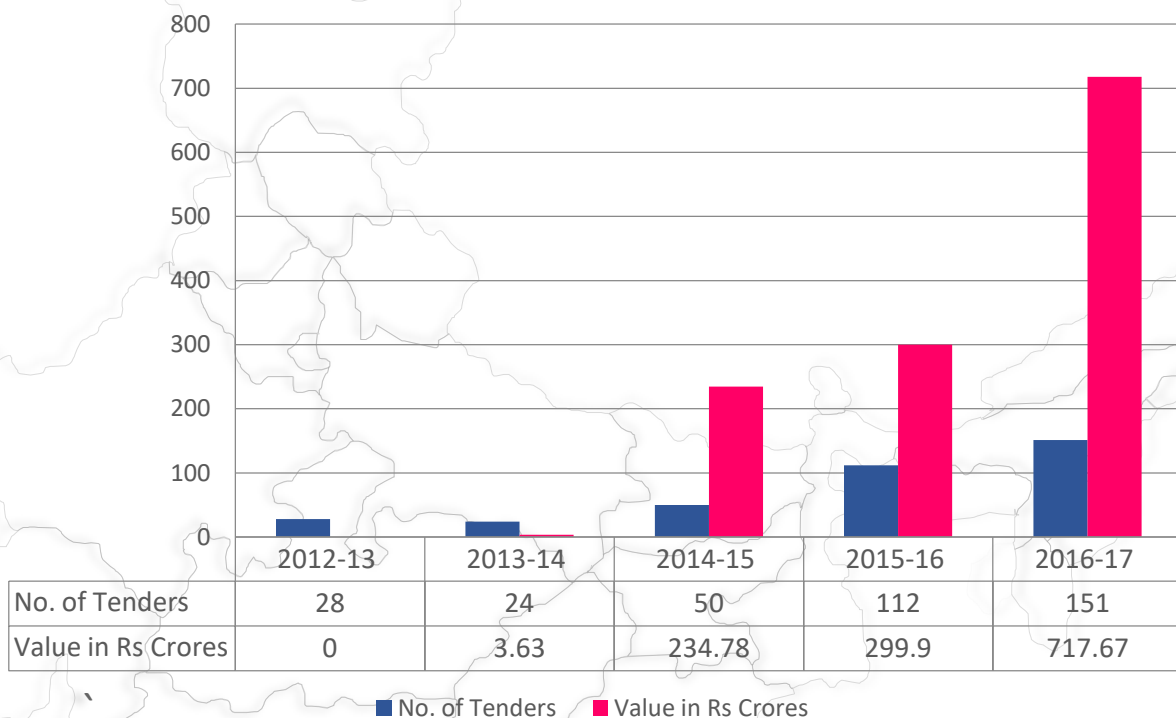
S.No	Name of the Department	No. of Tenders Published during Fin Year 2016-2017
1	Manipur State Power Distribution Company Limited//Managing Director - MSPDCL//Manager - MSPDCL	35
2	Election Department//Chief Electoral Officer//Computer Programmer - CEO	19
3	Manipur State Power Distribution Company Limited//Managing Director //Executive Director //Manager Purchase - I	12
4	Ministry of Information Technology//Department of Information Technology - MoIT	10
5	Manipur State Power Company Ltd//Managing Director - MSPCL//General Manager - MSPCL	8

Government of Tripura

<http://tripuratenders.gov.in>

Government of Tripura published 151 tenders during the financial year 2016-2017 worth more than Rs.717.67 Crores.

Yearwise No. and Value of Tenders




The list of Top 5 Departments of Tripura

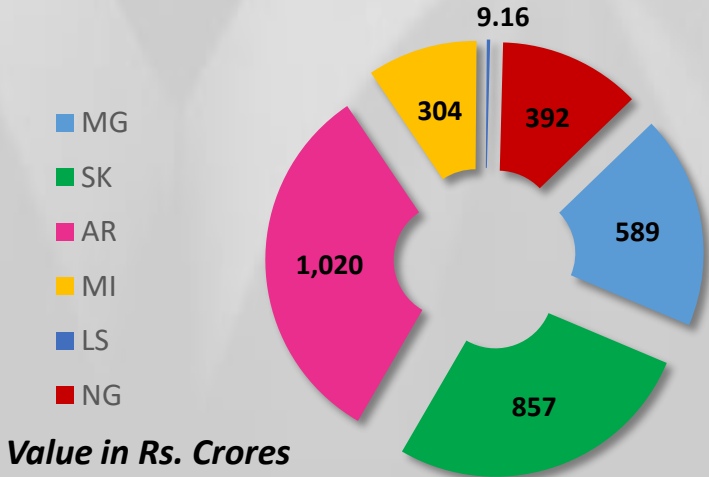
S.No	Name of the Department	No. of Tenders Published during Fin Year 2016-2017
1	Chairman cum MD, TSECL//Director (Tech), Dept. of Power	36
2	Chief Engineer, PWD (R and B)	23
3	Chief Executive Officer THCB	13
4	Chief Engineer, PWD (DWS)//SE, DWS Circle, Agartala, PWD (DWS)//EE, DWS Rig Divn, Agartala, PWD (DWS)	10
5	Secretary Health and Family Welfare Department//Directorate of Health Services	10

<i>States/UTs Code</i>	<i>States/UTs Name</i>	<i>No. of Tenders</i>	<i>Value of Tenders in Rs. Crores</i>
MG	Meghalaya	85	589
SK	Sikkim	64	857
AR	Arunachal Pradesh	60	1,020
MI	Mizoram	42	304
LS	Lakshadweep UT	35	9.16
NG	Nagaland	27	392

**Statistics during the financial year 2016-2017*



No. of Tenders



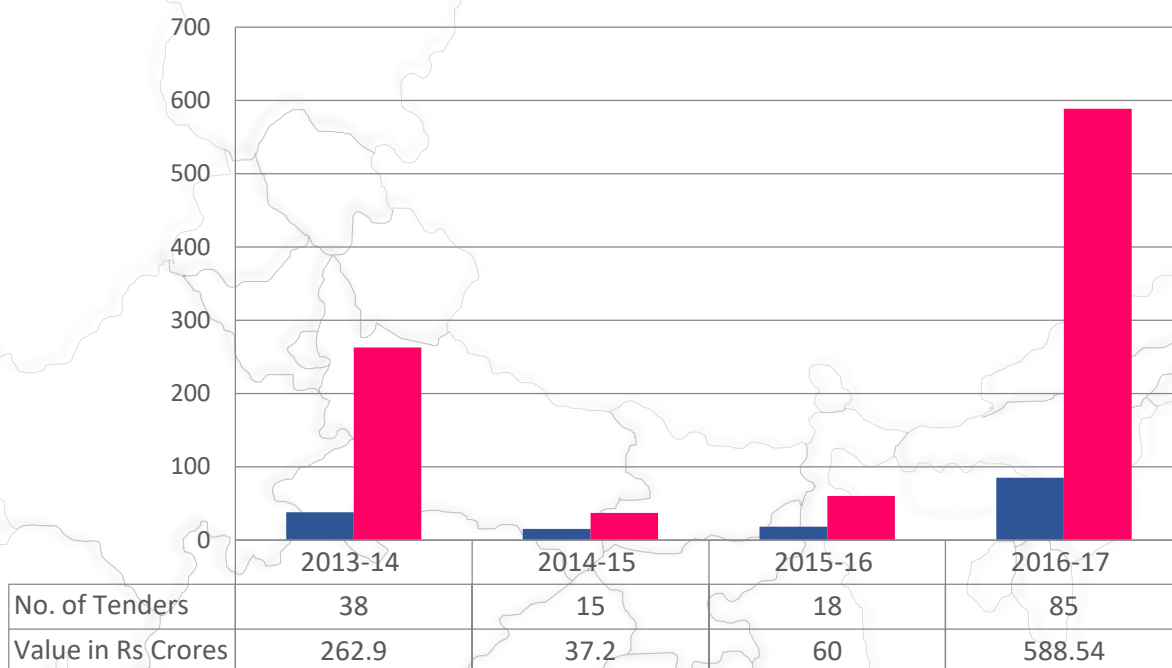
Value in Rs. Crores

Government of Meghalaya

<http://meghalayatenders.gov.in>

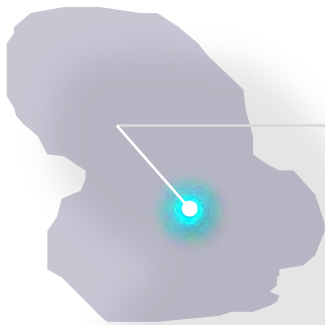
Government of Meghalaya published 85 tenders during the financial year 2016-2017 worth more than Rs.588.54 Crores.

Yearwise No. and Value of Tenders



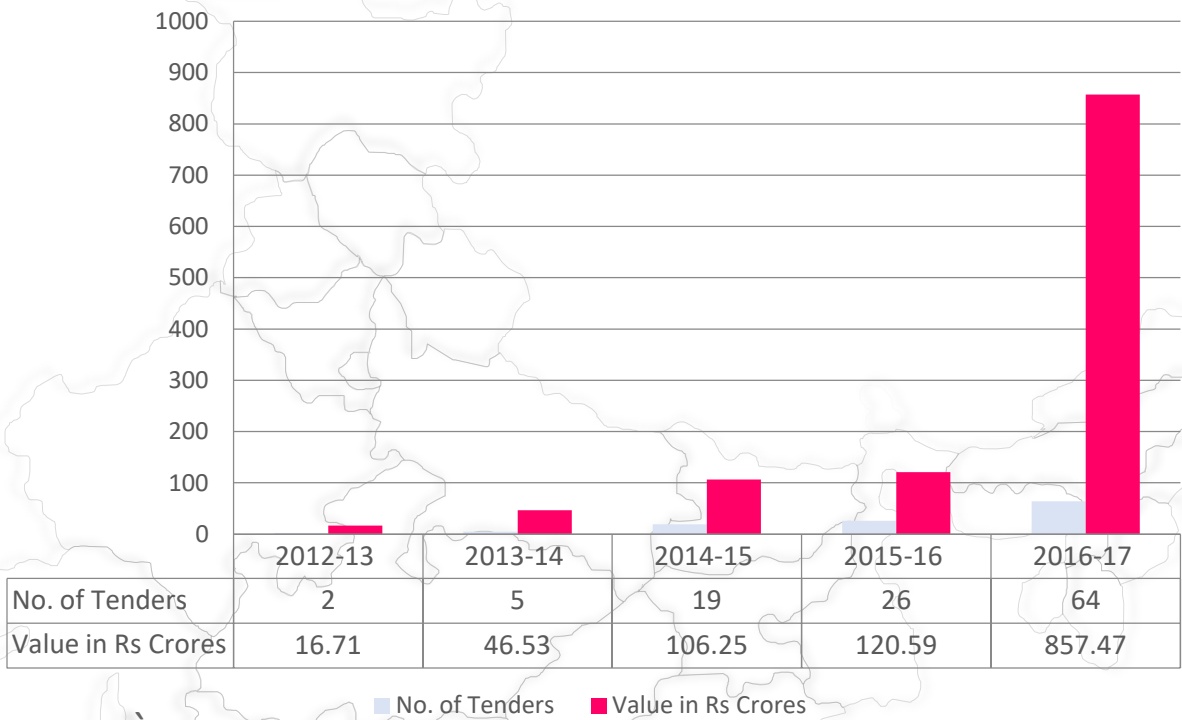
The list of Top 5 Departments of Meghalaya

S.No	Name of the Department	No. of Tenders Published during Fin Year 2016-2017
1	Meghalaya Energy Corporation Limited//Director(Distribution) MePDCL - MeECL//Chief Engineer(RE)-MePDCL-MeECL	48
2	Meghalaya Energy Corporation Limited//Director (Transmission) MePTCL - MeECL	23
3	CE,PWD(Roads), National Highway Meghalaya,Shillong//ACE,Bridge Design Branch Meghalaya,NH,Shillong	5
4	CE,PWD(Roads), National Highway Meghalaya,Shillong	4
5	Information Technology Department Meghalaya	3



Government of Sikkim published 64 tenders during the financial year 2016-2017 worth more than Rs.857.47 Crores.

Yearwise No. and Value of Tenders



The list of Top 5 Departments of Sikkim

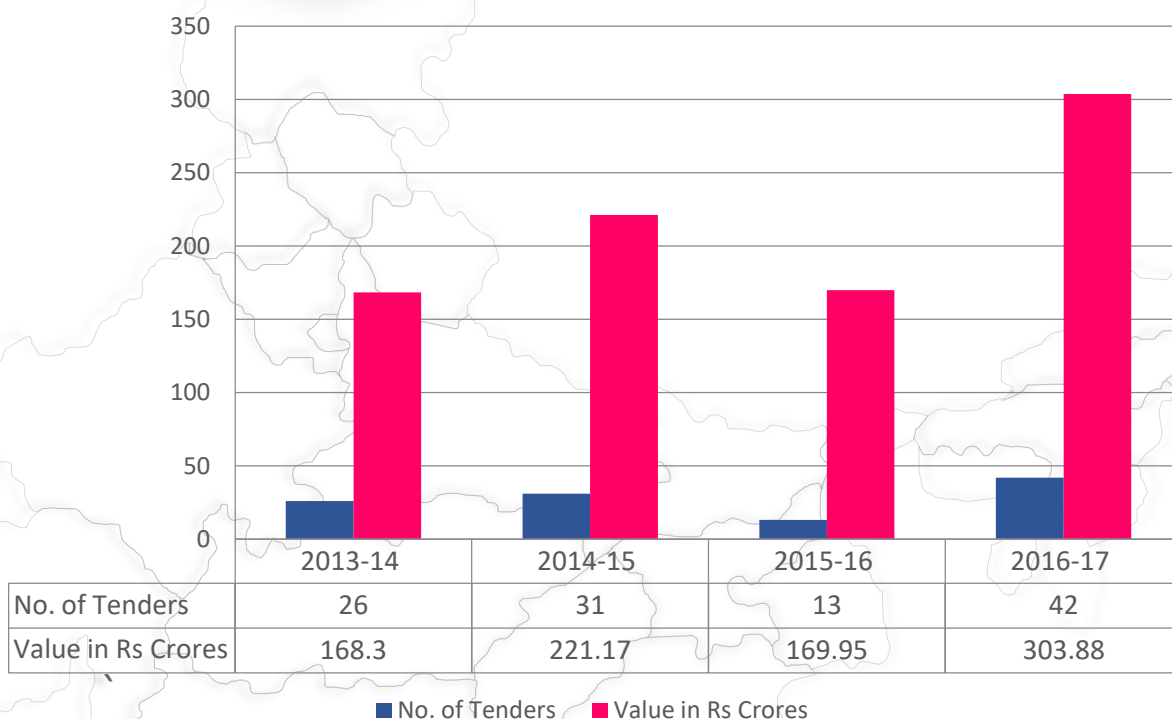
S.No	Name of the Department	No. of Tenders Published during Fin Year 2016-2017
1	Tourism and Civil Aviation Department-Govt Sikkim//Engineering Cell - TCAD	19
2	Urban Development and Housing Department	9
3	Chief Engineer (Civil), Roads and Bridges, Sikkim//Planning Section - RB	4
4	Mechanical Section - RB	3
5	Empowerment and Welfare Department//Welfare Division - EWD	3

Government of Mizoram

<http://mizoramtenders.gov.in>

Government of Mizoram published 42 tenders during the financial year 2016-2017 worth more than Rs.303.88 Crores.

Yearwise No. and Value of Tenders



The list of Top 3 Departments of Mizoram

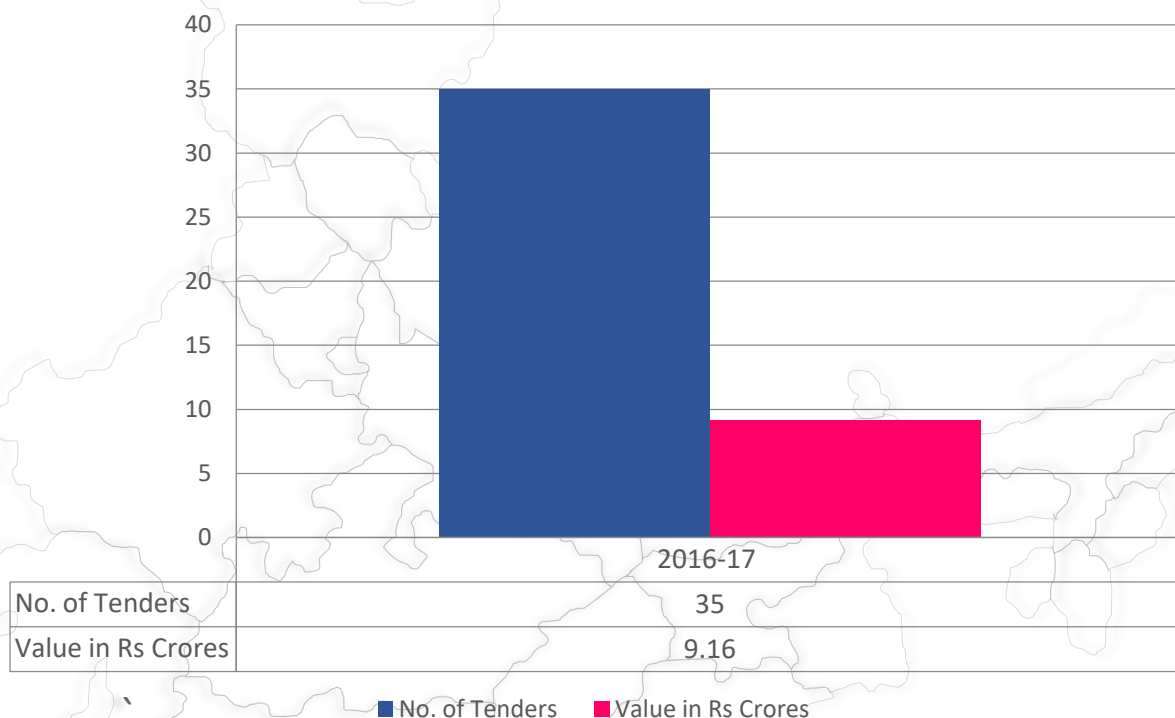
S.No	Name of the Department	No. of Tenders Published during Fin Year 2016-2017
1	Chief Engineer - Road - Mizoram	14
2	Power and Electricity Department//Engineer-in-Chief //Chief Engineer-RE //Superintending Engineer	8
3	Department of Information and Communication Technology//Mizoram State e-Governance Society //Chief Executive Officer//Administrative Officer	1

Union Territory of Lakshadweep

<http://tendersutl.gov.in/>

Union Territory of Lakshadweep published 35 tenders during the financial year 2016-2017 worth more than Rs.9.16 Crores. .

Yearwise No. and Value of Tenders

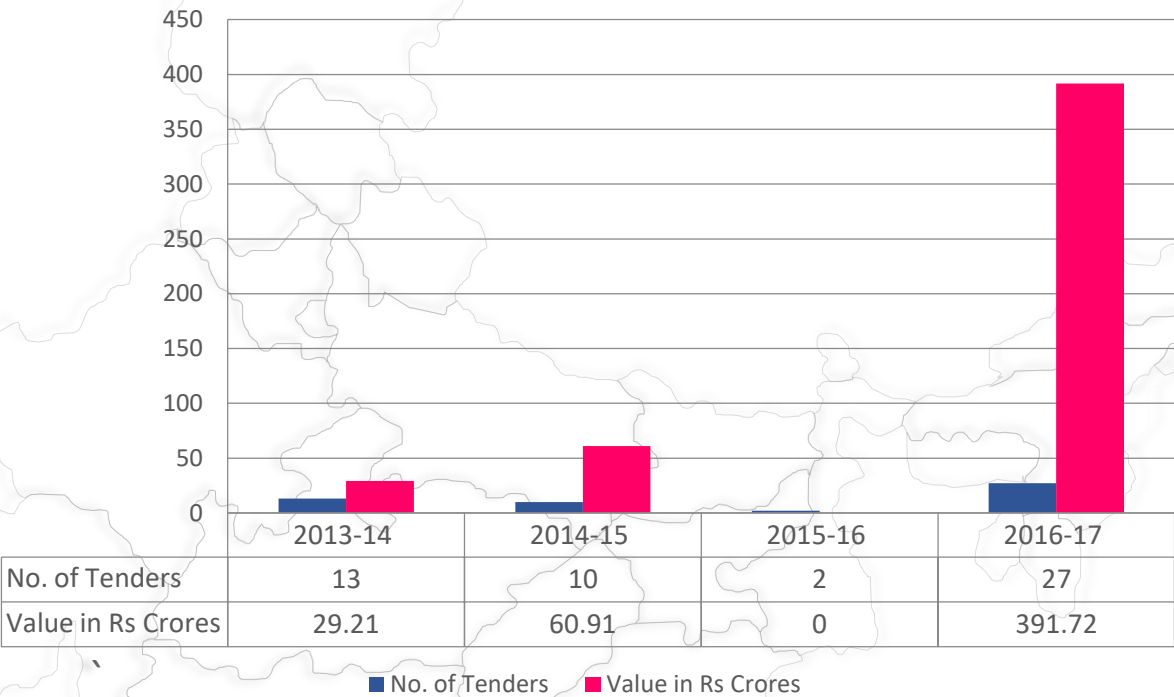


The list of Top 4 Departments of Lakshadweep.

S.No	Name of the Department	No. of Tenders Published during Fin Year 2016-2017
1	Lakshadweep District//Lakshadweep Public Works Department-UTL	14
2	Lakshadweep District//Lakshadweep Public Works Department-UTL//Executive Engineer Amini-LPWD-UTL	10
3	Lakshadweep District//Lakshadweep Public Works Department-UTL//Executive Engineer Kavaratti-LPWD-UTL	6
4	Lakshadweep District//Department of Fisheries-UTL//District Fisheries Officer-DoF-UTL	5

Government of Nagaland published 27 tenders during the financial year 2016-2017 worth more than Rs.391.72 Crores.

Yearwise No. and Value of Tenders



The list of Top 3 Departments of Nagaland

S.No	Name of the Department	No. of Tenders Published during Fin Year 2016-2017
1	Com and Sec. (Works and Housing) Govt. of Nagaland//CE,PWD(NH),Nagaland,Kohima	12
2	Department of Power//Office of the Addl. Chief Engineer(D and R)	8
3	Directorate of Urban Development//O/o Executive Engineer-Kohima - DoUD	4

Best Performance AWARD ON CPP PORTAL

During
2016
2017

National Workshop on Central Public Procurement Portal on 4th January 2018 in Habitat Centre, Lodhi Road, New Delhi.

Secretary MeitY, Shri Ajay Prakash Sawhney and Additional Secretary DoE, Shri P K Das have acknowledged users and awarded all winners of eProcurement under different category(ies)

Central Government /Corporation / Public Sector / Autonomous Body

Organization	Award Recipients
Defence Research and Development Organisation	Dr. AK Bhateja, Scientist 'H' , OS & Director
	Sh. Jagdeep, Scientist 'F' , Addl. Director
IHQ of MoD (Army)-(OSCC)	Colonel SS Balaji
	Lt Col Itika Suri
	Major Suresh Chandra
Indian Oil Corporation Limited	Sh. Alok Khanna, Executive Director I/c (IS)
	Sh. Deepak Agarwal, Executive Director (IS)
	Sh. O.P Tiwari, CM (IS)
Military Engineer Services	Sh Baljit Singh , Jt DG
	Sh. Bhagirathi Pani , Director Contracts
	Sh. Mahesh Chander , Director Contracts
	Sh. Reji Ashok , Director Contracts
Food Corporation of India	Sh. Rajat Sharma, GM (IT)

State Governments

State Name	Award Recipients
Government of Kerala	Sh. Puneet Kumar IAS, Resident Commissioner(i/c)& ARC
	Dr. Sajikumar S, Assistant Liasion Officer
Government of Maharashtra	Sh. Hemant Mhapankar, Under Secretary , Directorate of I.T.
Government of Rajasthan	Sh. Suneel Chhabra, Additional Director, IT & C Department
	Sh. Rajesh Bhatnagar, Dy. Director, IT & C Department
	Abhay Soni, Astt. Programmer, IT & C Department

Best Performance AWARD ON CPP PORTAL

During
2016
2017

National Workshop on Central Public Procurement Portal on 4th January 2018 in Habitat Centre, Lodhi Road, New Delhi.

Secretary MeitY, Shri Ajay Prakash Sawhney and Additional Secretary DoE, Shri P K Das have acknowledged users and awarded all winners of eProcurement under different category(ies)

State Governments

Government of West Bengal	Sh. Pawan Kadyan, IAS, Joint Secretary, Finance Dept.
	Sh. Partha Ghosh, Joint Secretary, P&AR and e-Governance Dept.

Special Category

Organization	Award Recipients
Govt. of Assam – Best Performing North Eastern State	Smt. Lily Chaudhury, ACS, Jt. Secretary, Govt. of Assam(Resident Commissioner Assam Bhawan)
Chandigarh UT – Best Performing UT	Sh. Harish Nayar, IAS, Spl. Secretary(Finance)
	Er. Mukesh Anand, Chief Engineer-Cum-Spl. Secy.(ENGG)
	Sh. Girish Pant, Scientist D
Coal India Limited – Innovative Method of use of Fully Automatic Tendering process	Sri Manoj Upadhyaya, Chief Manager (MM)/Vigilance
	Sri R.K.Patra, Chief Manager (MM)-Nodal Officer e-Procurement
Govt of NCT Delhi – 100% Coverage	Dr. Ashish Chandra Verma, Secretary (IT)
National Rural Roads Development – Pradhan Mantri Gram Sadak Yojna	Dr. I.K.Pateriya, Director (Technical)
	Sh A.V.Rajesh, Joint Director
	Sh. Kiran Gowda, Consultant
Banaras Hindu University, Varanasi (BHU) – Inculcation of Best Practices	Sh. Abhay Kumar Thakur, FO

Best Performance AWARD Glimpse

**Award winners of eProcurement and Recognition in
Central Government / Corporation / Public Sector / Autonomous Body**



**Defence Research and
Development
Organisation**

**Dr. AK Bhateja, Scientist 'H'
, OS & Director**

**Sh. Jagdeep , Scientist 'F'
, Addl Director**

**IHQ of MoD
(Army)-(OSCC)**

Colonel SS Balaji

Lt Col Itika Suri

Major Suresh Chandra



**Indian Oil
Corporation
Limited**

**Sh. Alok Khanna, Executive
Director I/c (IS)**

**Sh. Deepak Agarwal, Executive
Director (IS)**

Best Performance AWARD *Glimpse*

**Award winners of eProcurement and Recognition in
Central Government /Corporation / Public Sector / Autonomous Body**



Sh Baljit Singh , Jt DG

**Sh. Bhagirathi Pani ,
Military Engineer Director Contracts
Services**

**Sh. Mahesh Chander ,
Director Contracts**

**Sh. Reji Ashok , Director
Contracts**

State Governments

**Sh. Puneet Kumar IAS, Resident
Commissioner(i/c)& ARC**

**Government of
Kerala**

**Dr. Sajikumar S, Assistant Liasion
Officer**



**Sh. Suneel Chhabra, Additional
Director, IT & C Department**

**Government of Sh. Rajesh Bhatnagar, Dy.
Rajasthan Director, IT & C Department**

**Abhay Soni, Astt. Programmer,
IT & C Department**

Best Performance AWARD *Glimpse*

Award winners of eProcurement and Recognition in State Governments



**Sh. Pawan Kadyan, IAS, Joint
Secretary, Finance Deptt**

**Government of
West Bengal**

**Sh. Partha Ghosh, Joint Secretary,
P&AR and e-Governance Deptt,**

Special Category

**Govt. of Assam
– Best
Performing
North Eastern
State**

**Smt. Lily Chaudhury,
ACS, Jt.
Secretary, Govt. of
Assam (Resident
Commissioner Assam
Bhawan)**



**Sh. Harish Nayar, IAS, Spl.
Secretary (Finance)**

**Chandigarh UT –
Best Performing UT**

**Er. Mukesh Anand, Chief
Engineer-Cum-Spl. Secy. (ENGG)**

Sh. Girish Pant, Scientist D

Best Performance AWARD *Glimpse*

Award winners of eProcurement and Recognition in
Special Category



Coal India Limited
– Innovative
Method of use of
Fully Automatic
Tendering process

**Sri Manoj Upadhyaya, Chief
Manager (MM)/Vigilance**

**Sri R.K.Patra, Chief Manager
(MM)-Nodal Officer e-
Procurement**

**Govt of NCT
Delhi – 100%
Coverage**

**Dr. Ashish Chandra
Verma, Secretary (IT)**



**National Rural
Roads
Development –
Pradhan Mantri
Gram Sadak Yojna**

**Dr.I.K.Pateriya, Director
(Technical)**

**Sh A.V.Rajesh, Joint
Director**

Kiran Gowda, Consultant



Secured Hosting & Data Security

- Hosted at NDCSP ,New Delhi which has ISO 27001 Certification
- Log Shipping as per NIC Policy.
- Replication of data & backup facility.
- Web security- SSL technology.
- Bid are Encrypted at Client system and stored in the server.
- Audit trail of each activity.

Authenticity

- Two factor authentication with Digital Signatures.
- Digital Signing of all documents.
- Role based access system.

STQC Audited

- Security audited by Standardization Testing & Quality certification (STQC) for compliance to Quality requirements of eProcurement Systems and various other CERT-IN agencies

Other Features

- Mail/ SMS for various events.
- MIS report for generating reports online.
- Dedicated Team for monitoring and managing Hardware's and Application.

Capacity Building

Training & Monitoring

24 X7 Telephonic Help Desk facility is available (0120-4200462, 0120-4001002, 0120-4001005)

For all bidders as well as department user(s) the Help Desk team support in solving queries like tender basic flow/specific flow (coal flow, oil flow, tender cum auction, QCBS etc.), login issues, DSC related queries and Price-bid issues (BoQ) and online bidding submission/resubmission etc. The telephonic help desk support assist department user(s)/ bidders for routing the right steps and direction for eTendering.

Daily Web Learning facility is available on different topics of e-Procurement at <http://webcon.nic.in>

Daily 2-3 hours of web learning sessions is conducted on different modules on working day(s) (Monday to Friday). Good number of participation is noticeable on regular basis from Users from all Government of India Ministries, Departments, their attached / subordinate offices, Central Public Sector Enterprises (CPSEs), autonomous or statutory bodies. The reach of the this training is far where the basic requirement is only to have Internet Access with at least 512 Kbps. and Speakers or headphones for listening. It is not a recorded session, daily its impart training on e-Procurement on the Central Public Procurement (CPP) Portal. Continuous handholding of web learning modules like Creation of Nodal and User Accounts / Drafting of Tender Document as per eProcurement, Creation of Bill of Quantity (BoQ) with Samples, Creation and Publishing of tender enquiries on CPP Portal, Opening and Evaluation of Technical Bids and Financial Bids and AOC and Bidder Training - Registration , DSC Enrollment and Submission of online bids is facilitated.

On site comprehensive training by NIC experts for Department/Organisation implementing

On Site Training is an important element which helps department / organisation user(s) to develop and understand about the efficiency of eProcurement, as well as make your existing processes faster and more

effective. On request of department/ organisation specific class room training are held which includes hands-on sessions on mock demo with address all the random questions which leads to put their knowledge into action. This training is of two days with complete thorough session. This on-site training session helps department / organisation user(s) to implement future eTendering in a smoother manner.

Dedicated Email Support for any Technical queries related to Operation is available (Email ID support-eproc@gov.in / cppp-nic@nic.in)

Our Email support centre is the cornerstone of our learning and development strategy to resolve all the technical queries related to operation. The support team identifies the priorities for provision of services to our stakeholders and respond with identified/ additional needs. For all those issues which may not completely responded by telephone help desk support can reach to Email support and taken care by mail support facility.

Regular Class Room based training at NIFM, Faridabad as part of Management Development Programme on Public Procurement

To cater to huge requirements of capacity building on eProcurement, Department of Expenditure, Ministry of Finance has included eProcurement as part of Managerial Development Programme on Public Procurement being conducted by National Institute of Financial Management, Faridabad since 2015.

NIFM in co-ordination with NIC master trainers conducts on an average 2 trainings per month on eProcurement.

Participants are being appraised on eProcurement concepts including price bid formats, GoI guidelines and Demo of complete application. Hands on are also been given to participants on price bid preparation as well as Tender Creation and Publishing.

CPPP Instruction & Important Notices

2017

OM regarding non availability of items in GeM along with Revised Undertaking dt.25th July 2017
OM-Public Procurement(Preference to Make in India),Order dt. 4th July 2017(206.0KB pdf)
Order by DoE- Public Procurement(Preference to Make in India) dt. 15th June 2017
Advisory withdrawn from DAVP wrt publication of tender notices in print media dt.15th June 2017
OM regarding non-availability of items in GeM along with Undertaking dt.24th May 2017
Advisory from DAVP with respect to publication of tender notices in print media dt.17th May 2017

2016

Mandatory Publication of Tender Enquiries through CPPP dt 17th May 2016

2015

OM on eProcurement by CPSES dt. 21st Jan 2015

2014

OM related to upload of Award of Contract dt 8th September 2014
View Office Memorandum(OM) dated 09th January, 2014

2012

OM - Compliance of eProcurement Systems dated 3rd September 2012 with DIT guidelines on Quality requirements
OM dated 9th July 2012 relating to Mandatory publication of all tender enquiries on CPP Portal using XML
Office Memorandum Dated 21st May, 2012 on Central Public Procurement Portal Guidelines on eProcurement
Office Memorandum (OM)Dated 30th March, 2012 on e-Procurement
Letter dated 14th March 2012 from JS(Expenditure)
Office Memorandum (OM)Dated 5th March, 2012 on Central Public Procurement Portal

2011

Letter dated 12th December 2011 from Secretary(Expenditure) addressed to all the Secretaries of Gol
Office Memorandum Dated 30th November, 2011 on Mandatory Publishing on CPP Portal

Conclusion

National informatics Centre (NIC), Ministry of Electronics & Information Technology in consultation with Department of Expenditure, Ministry of Finance, Government of India has developed a eProcurement software platform, Government eProcurement System of NIC (GePNIC) to cater to the procurement/tendering requirements of the Government Departments and Organization.

Major benefits noticed so far is an Un-Paralleled transparency ; standardized process easy to adopt, saving in time and cost, effective monitoring, robust platform, state of art security features, systematic upgradation of functionalities and many more. In a nutshell it's Procurement simplified.

Way forward

Built in contract management and National e-Government procurement architecture. Work on unified Item Code Classification and conduct Webinars/ Training videos through social media platforms. Enhanced Capacity Building and will have IoT for gathering real-time feedback from customers. Work on automation for the complete payment cycle.

eProcurement: The Next Step

- eProcurement as support IT Tool to procurement management
- Each public entity invests in technology, processes and control
- Investment in IT integration instead of Process Optimization
- Be reactive in data management instead of pro-active
- Each public entity invests in their own human and functional skills

Performance by various User Organization

PSUs and Other Organizations Implementing GePNIC as on 31st March, 2017

SL No.	Organization Name	No. Of Tenders	Tenders Value in Rs. Cr.	No. of Dept. Users	No. of Bidder/ Contractor Users
1	Coal India Limited & its 8 Subsidiaries	84,485	85,797.31	3,861	31,387
2	Indian Oil Corp Ltd	57,905	91,387.19	7,807	68,284
3	Singareni Collieries Company Limited	5,910	43401.89	193	4,869
4	Defence PSU (GSL, HSL, Midhani, MDL, BEL)	5,409	30.71	5,362	26,468
5	Chennai Petroleum Corp Ltd	3,398	13.92	184	4,366
6	Vizag Port Trust	1765	8,009.66	147	3,187
	Total	1,58,872	2,28,640.68	17,554	1,38,561

Central Govt. Implementing GePNIC as on 31st March, 2017

SL No.	Organization Name	No. Of Tenders	Tenders Value in Rs. Cr.	No. of Dept. Users	No. of Bidder/ Contractor Users
1	Central Public Procurement Portal (275 Central Procuring Entities including MES/ NTPC Ltd/ World Bank funded State/UT Projects)	2,97,402	7,50,804.71	37,430	1,48,032
2	Pradhan Mantri Gram SadakYojana (PMGSY), Min of RD	80,939	2,20,224.63	2,537	40,626
3	Directorate General of Supplies & Disposals (DGS&D)	1,185	2,438.58	131	5,422
4	National Informatics Centre Services Inc. (NICS)	264	307.48	44	2,518
	Total	3,79,790	9,73,775.40	40,142	1,96,598

Performance of States and UTs

States/ Union territories Implementing GePNIC as on 31st March, 2017

SL No.	State/ Union territories	No. Of Tenders	Tenders Value in Rs. Cr.	No. of Dept. Users	No. of Bidder / Contractor Users
1	Maharashtra	3,27,661	1,16,626.63	50,390	83,825
2	Odisha	1,97,234	1,58,575.46	3,571	46,708
3	West Bengal	1,77,323	1,21,238.27	10,239	66,740
4	NCT of Delhi	1,49,661	61,428.16	3,853	27,005
5	Kerala	1,35,290	61,600.03	7,878	37,084
6	Rajasthan	93,627	3,50,116.97	6,250	47,514
7	Tamil Nadu	86,410	46,978.59	5,158	20,840
8	Jammu & Kashmir	62,392	42,173.49	2,182	29,023
9	Haryana	56,150	28,485.52	1,170	17,377
10	Uttar Pradesh	45,892	2,90,761.64	2,115	32,040
11	Chandigarh UT	43,394	9,753.59	1,048	10,388
12	Jharkhand	27,570	1,45,400.41	1,145	17,522
13	Himachal Pradesh	19,441	11,299.12	770	11,615
14	Punjab PWD	10,016	22,849.73	388	3,495
15	Uttarakhand	8,301	30,778.35	910	9,283
16	Assam	3,005	8,370.91	387	6,259
17	Puducherry	2,419	1,145.20	498	2,798
18	Dadra and Nagar Haveli	922	1,043.23	92	1,047
19	Tripura	461	1,394.49	147	1,266
20	Manipur	406	9,376.33	136	925
21	Sikkim	158	1,606.70	169	888
22	Meghalaya	156	948.64	71	399
23	Mizoram	135	938.15	62	307
24	Arunachal Pradesh	86	1,561.64	268	538
25	Nagaland	64	391.71	61	273
26	Lakshadweep	35	9.16	32	249
27	Daman and Diu	0	0	10	47
	Total	14,48,209	15,24,852	99,000	4,75,455