

Annual Report

On

Central Public Procurement Portal



सत्यमेव जयते

Procurement Policy Division

2017 -18

Ministry of Finance

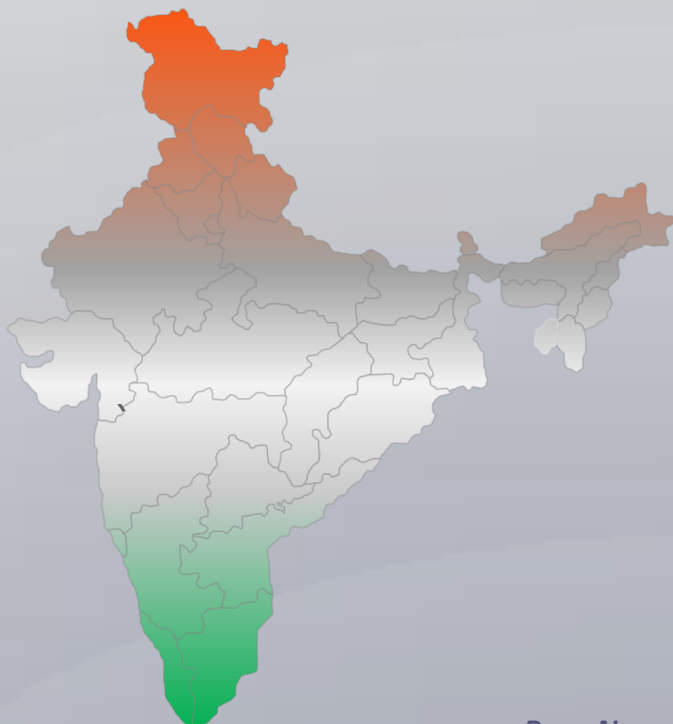
In Association With

National Informatics Centre

Ministry of Electronics and Information Technology

Contact - js.pfc2.doe@gov.in, sanjay.aggarwal68@nic.in, usha.saxena@nic.in

Content



Page No.

About CPPP	4
Background	5
Purpose & Audience	6
Lessons learned & major challenges	7
Journey so Far	9
Benefits to Buyer and Bidder	10
Stakeholders	11
List of Services rendered	12
Statistical Reports - CPPP	13
Tender Statistics for GePNIC®	15
Tender Statistics for the States using GePNIC	16
GePNIC Presence PAN India	17
States/ UT's Growth	18
States/ UT's eTendering Statistics	19-45
Tender cum Auction	47
Central Public Procurement Portal Dashboard	48-49
Mobile App	50
Capacity Building Training & Monitoring	51
Training held in FY 2017-18	52
Security & Authentication Involved	53
CPPP Instruction & Important Notices	54
Feedback received from Bidders (CPPP)	55
Conclusion	56
Awards and Accolades	57
Annexure	
Statistical Report	58-59

Abbreviations

AoC	Award of Contract
BoQ	Bill of Quantity
CPPP	Central Public Procurement Portal
CPSE	Central Public Sector Enterprises
Dept.	Department
DSC	Digital Signature Certificates
EMD	Earnest Money Deposit
EOI	Expression of Interest
eProcure	eProcurement
EPS	Ensemble Prediction Systems
G2B	Government to Business
GePNIC ©	Government eProcurement system of NIC
GOI	Government of India
IT	Information Technology
IT Act	Information Technology Act, 2008
KPI	Key Performance Indicators
MMP	Mission Mode Project
NDCSP	National Data Centre Shastri Park
NIC	National Informatics Centre
NICSI	National Informatics Centre Services Inc.
NIFM	National Institute of Financial Management
Org.	Organisation
QCBS	Quality & Cost Based Selection
RFP	Request for Proposal
STQC	Security audited by Standardization Testing & Quality certification

Central Public Procurement Portal

About CPPP

In pursuance of the recommendations of the Committee on Public Procurement headed by Shri Vinod Dhall and the decisions thereon of the Group of Ministers constituted to consider measures to tackle corruption and ensure transparency, the Department of Expenditure has taken action for setting up a Central Public Procurement Portal (CPP Portal). National Informatics Centre (NIC) has been given the responsibility for setting up this portal.

The primary objective of the portal is to provide a single point access to the information on procurements made across various Ministries and the line Departments. The CPP Portal is accessible at the URL <http://eprocure.gov.in> and it has e-publishing and e-procurement modules. It is mandatory for all Ministries/ Departments of the Central Government, Central Public Sector Enterprises (CPSEs) and Autonomous and Statutory Bodies to publish all their tender enquiries in the CPPP portal.

Government of India
Central Public Procurement Portal

Home Search Active Tenders Tenders By Closing Date Active Corrigendums Results of Tender Contact Us हिन्दी A

eProcurement System Government of India - Helpdesk nos.- 0120-4200462, 0120-4001002, 0120-4001005

26520
Active Tenders

1967
Tenders Opening Today

2086
Tenders Closing Today

OMs/GOs/Others

- Instructions related to CPPP
- Make in India Order **new**
- MSME order 2012 **new**
- Rules and Procedures
- Downloads
- Newsletters
- CPPP Annual Report 2016-2017 **new**
- Photo Gallery
- CPPP National Workshop 2017-2018

We sincerely appreciate and thank all our users as we celebrate a Decade of successful journey.

10 YEARS

Proudly celebrating 10 years of excellence - The GePNIC

The Central Public Procurement Portal of Government of India facilitates all the Central Government Organizations to publish their Tender Enquiries, Corrigendum and Award of Contract details. The primary objective of this portal is to provide a single point access to the information on procurements made across various central government organizations.

Fin. Yearwise No. of eTenders Published

1000000

ePublish / eProcure

- ePublishing
- eProcure

Help

- About Portal
- Help for Dept Users
- Training Details **new**
- XML Upload steps(39.4KB pdf)

FAQ

FAQ



Background



National Informatics Centre (NIC), Ministry of Electronics & Information Technology, after having developed a generic software “Government eProcurement system of NIC (GePNIC ©) has” in close association with **Procurement Policy Division, Ministry of Finance** developed, hosted and implemented the Central Public Procurement Portal customized to cater to the electronic procurement/ tendering requirements of the Central Government departments and other organizations.

The system is made available as a platform and can easily be adopted for all kinds of procurement such as Goods, Services & Works. It aims at transparency and non-discrimination amongst bidders, by allowing free access to tender documents, clarifications, secure on line bid submission and access to bid opening event to all, from any place on 24X7 basis, using the system through Internet, in a faster, and secure environment adopting industry standard open technologies.

Variety of procurement requirements of varied procuring entities has been built in a robust configurable , workflow based manner.

This can be configured for use by an organization at it's apex level, and at multiple subordinate levels, at which tenders could independently be floated.

Strong in-built security features including two-factor Authentication with Digital Signature Certificates (DSCs) for foreign nationals also as per IT Act, Usage of SSL, Role-based User Access and Bid-encryption at Client end, using PKI technologies. Security audited by as per EPS guidelines by STQC.

User base across the country by 27 State / Union Territories of India and by around 400 Central Govt. entities. Processed 3.09 Million electronic tenders worth over Rs. 46.83 lakh Crores have been processed successfully till 31st March 2018.

Purpose & Audience

This annual report on Central Public Procurement Portal (CPPP) based on the usage in the year 2017-18. The target audience would be all users of CPP Portal and purpose of the report is to showcase achievements of electronic procurement through CPP Portal across the country by various Central procuring entities, Autonomous Body and Public Sector Unit(s). The Annual reports provide information on statistical reports and history and summarize the State's statistics in the past year. Annual report highlights the achievement of user who have been very supportive and shown tremendous performance as procuring entities.

This report will indicate the importance of electronic procurement system and in this emerging market place Central Public Procurement Portal catering a platform to bring transparency and reliability in procurement process. Through this document the provided information will provide insight of features and security of CPP Portal where the bid will not get tampered by any means possible, bidding document will be available with the respective vendor in tenders, RTI vigilance will get minimized and this portal also promotes open competition with free registration for bidders

Lessons learned & major challenges

Mission:

Develop a secure and reliable end-to-end technological model to ensure not only fair, transparent and cost effective procurement processes, but also develop, maintain and continuously update a data analytics platform needed to support strategic decisions towards public expenditure reduction and optimization

It is believed that implementation of this will allow it to pursue its mission along three key strategic dimensions:

Key issue:

Need of integration of information across various Procurement Giants .

Need of Standardization for monitoring performance Indicators.

Financial	Political	Social
<ul style="list-style-type: none">• To assess the quantum of saving after moving to electronic platform	<ul style="list-style-type: none">• Through completely transparent, rigorous and efficient procurement processes	<ul style="list-style-type: none">• Providing a better service for all stakeholders, achieving their buy-in and contribution, alongside a fundamental cultural change in the Public Administration

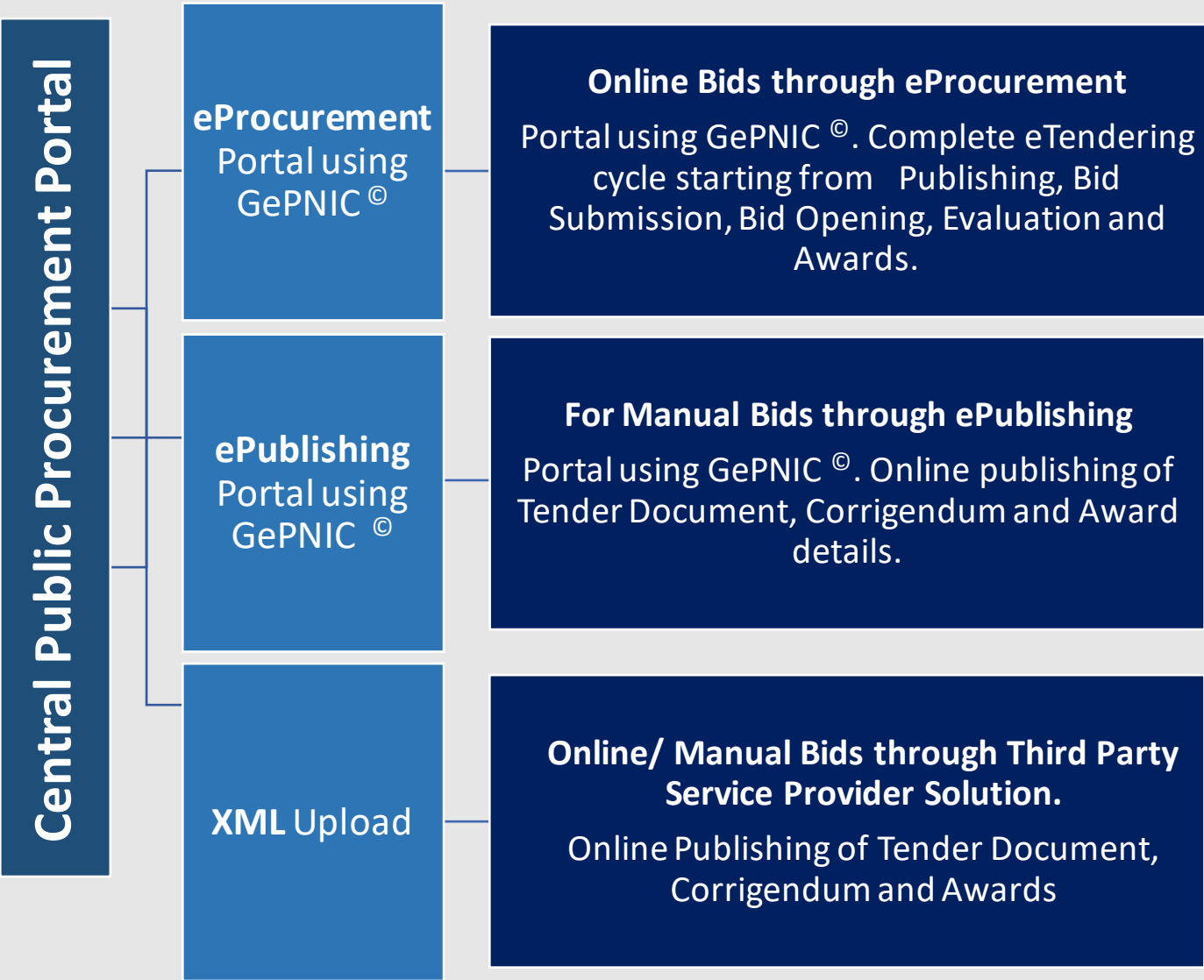


Central Public Procurement Portal

(Assimilation of all tenders across the country)

One stop shop for all activities for all GOI Policies/ Standards/ Guidelines / Orders, etc. on public procurement.

Mandatory for all Ministries/ Department of the Central Government, their attached and subordinate offices, Central Public Sector Enterprises (CPSEs) and autonomous/ statutory bodies to make their tenders enquires available in Central public procurement Portal. Various methodology of same is as follows :





Journey so Far

Central Public Procurement Portal was made operational on 1st Jan 2012 by providing a two phased model for seamlessly bring in all Central Government entities into electronic procurement ambit. ePublishing and eProcurement

By issuing various guidelines and with constant monitoring, Procurement Policy Division, Department of Expenditure has successfully on boarded majority of Central government procuring entities on to the portal.

Multiple channels of Capacity Building, Easy availability of Digital Signature Certificates, Process re engineering as per need, inculcating the adoption of Best Practises across organisation, availability of uniform platform for easy of use and quick adoption in case of interdepartmental transfers etc were the steps taken which resulted in multifold increase growth over the last few years across the country.

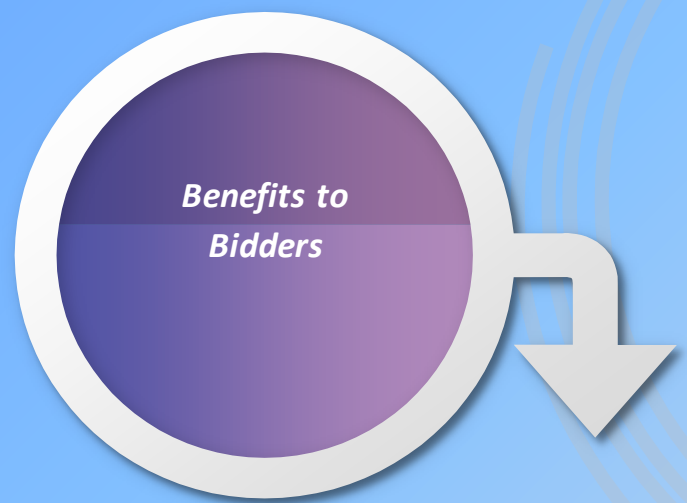
Fin Year	Electronic Tenders	Value of Tenders (In Cr.)	% Increase over previous year	Average tenders in a Month
2017-18	11,11,230	19,58,787.38	62.94%	92,603
2016-17	6,81,971	8,90,968.84	32.72%	56,831
2015-16	5,13,842	6,92,177.78	66.37%	42,820
2014-15	3,08,854	4,77,517.24	39.98%	25,737

* Data comprise of eTenders processed through NIC system, GePNIC in CPP portal as well as 27 States/UT's.



Benefits to Buyers

- Uniform and standardized tendering process across the department
- Reduction in Procurement cycle time
- Reduction of Tender publishing costs
- Safe, Secured Platform
- Procurement Processes Efficiency
- Automated milestone based alerts
- Multiple bid-formats
- Wide publicity
- Discourages Cartel formation
- Real Time 24 x 7 availability of information
- Improved Accountability
- Automated milestone based mail / SMS alerts and status updates
- Centralized portal where in procurement related information of all Central Govt. entities are available
- Visibility of Contract awarded with L1 rates
- Extensive search on various Product categories and other parameters.



Benefits to Bidders

- Zero Cost to Bidders, No Per-Bid Charges or registration charges.
- Eliminates the need to submit bulky and multiple bid copies in paper form.
- Anytime & Anywhere Bidding, No physical threat
- Fair, Free and Fearless participation
- Provision to modify , re-submit and withdrawal the bid documents till bid closing time.
- Increased visibility: all tender information available at one place on line.
- Cuts down unnecessary physical trips to office of tender inviting authority.
- Transparent system inspiring confidence among bidder community.

Stakeholders

In eProcurement System/ Organizational Set-up

Stakeholder identification

Stakeholders for e-procurement can include any person or functional area that “touches” the systems, tools or information being held. This may include people at all levels of the organisation and external contacts such as suppliers and outsourcing partners. An agency can have multiple procurement processes. It may be necessary to look across the entire agency for the appropriate stakeholders and to understand the different business rules as they apply to e-procurement.

The following list provides a general view of functional procurement areas and their potential e-procurement-related activities

Functional Procurement Areas and Their Activities	
Accounts Payable	Maintains catalogues; Process POs; Process invoices
Audit	Ensure laws, rules, procedures & guidelines are being followed
Buyers	Initiate requisitions; Access catalogues; Approve POs; Receipt purchases; Process invoices; Approve payments
Executive	Sponsor Champions program; Develops policy; Secures funds and resources; Supports policy and procedural changes across functional areas
Finance	Manage, analyse and access data; Develop & implement policy and procurement processes
IT	Implement, integrate & manage online systems and tools; Develop business & IT strategy; Develop & implement policy
Legal	Write & negotiate contracts
Procurement	Manage, analyse and access data; Source suppliers; Manage categories & contracts; Manage suppliers; Develop & implement policy; Receipt purchases; Approve payments
Security	Develop & maintain security controls and requirements; Develop & implement policy
Suppliers	Respond to tenders; Participate in contract management; Maintain catalogues; Process POs; Submit invoices; Receive payment

Managing stakeholders

When managing suppliers, it is important to demonstrate the benefits of e-procurement as their engagement is critical to success. Communicate what e-procurement can and cannot do followed-up with regular progress reporting and quantifiable metrics. These messages, form part of a strong Communications Plan and will help to keep key stakeholders informed and manage their expectations.

Getting stakeholders to participate can be difficult, especially if they do not understand the value of the implementation to themselves and their functional area. A successful model includes a cross-functional team with members from each functional area (see list detailed in Stakeholder Identification). The team can support testing, development and training activities along with acting as product champions.

Here are some examples of how well-managed stakeholders at different levels in the organisation can positively impact an e-procurement implementation:

- Key stakeholders can spear head the change management activities by reviewing and updating local policy and procedures that will be impacted by the implementation
- The Executive Sponsor can ensure new policies and procedures are put into place to drive uptake of e-procurement
- End users prefer a fast and easy procurement process. Their roles and responsibilities often change as a result of e-procurement. Changes should be identified and communicated in a way that allows them to absorb the information and incorporate it into their work processes



List of Services

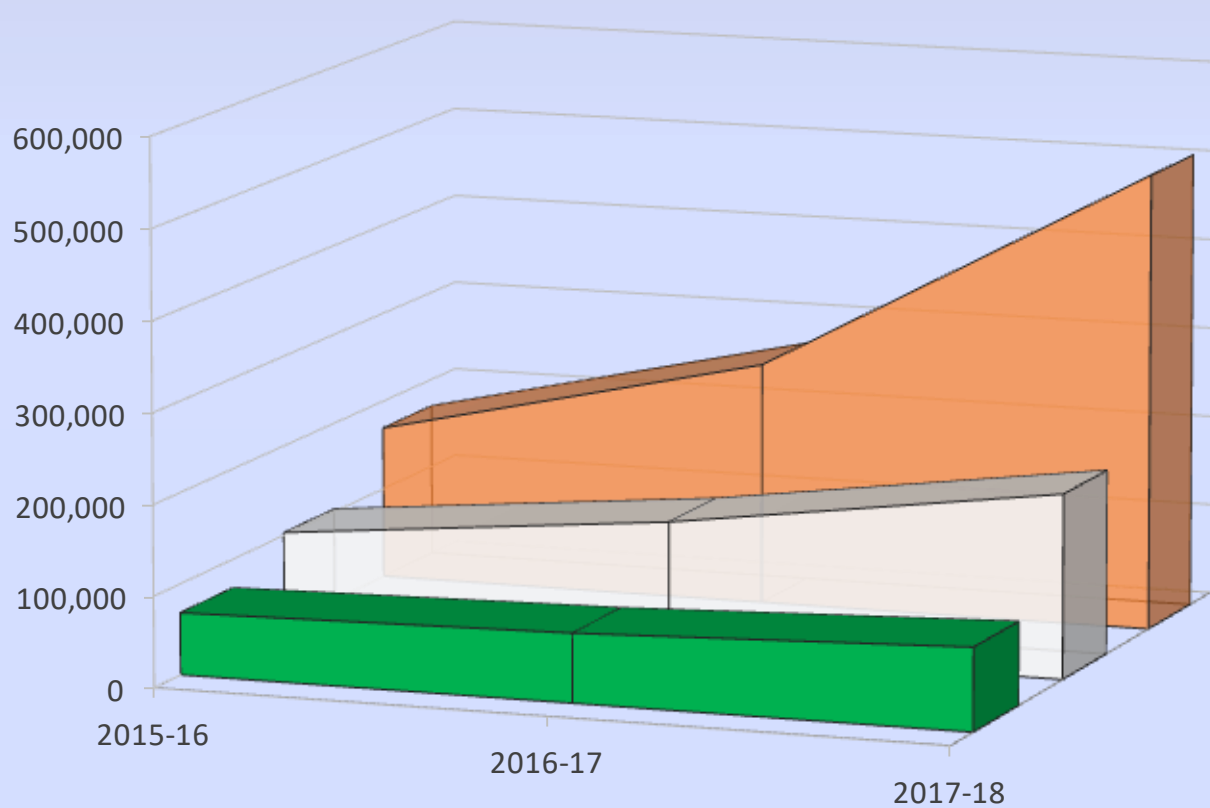
rendered

- Availability of complete tender details in public domain under the tender status link of the portal
- Comprehensive search criteria with various parameters
- Tender information of all Central Government procuring entities in a single platform
- Dashboard with prominent KPIs indicating trends of time , cost, competition, reach
- Utmost secrecy and integrity of the bids submitted using PKI Encryption . Manual system was not fool proof and subject to Individuals safekeeping methods.
- Wide number of search criteria
- Drill down MIS reports on login
- Event alert mechanisms via emails, SMS and mobile app.
- Vendor Debarment information
- Annual audits as per EPS guidelines
- Continuous Capacity Building mechanisms
- MDP on Procurement at NIFM
- Online, Daily Web learning sessions
- Customised class room training at user premises
- NICS I empanelled vendors available for training and roll out
- CPPP cater Call Centre Service 24x7 Helpdesk support and dedicated email support



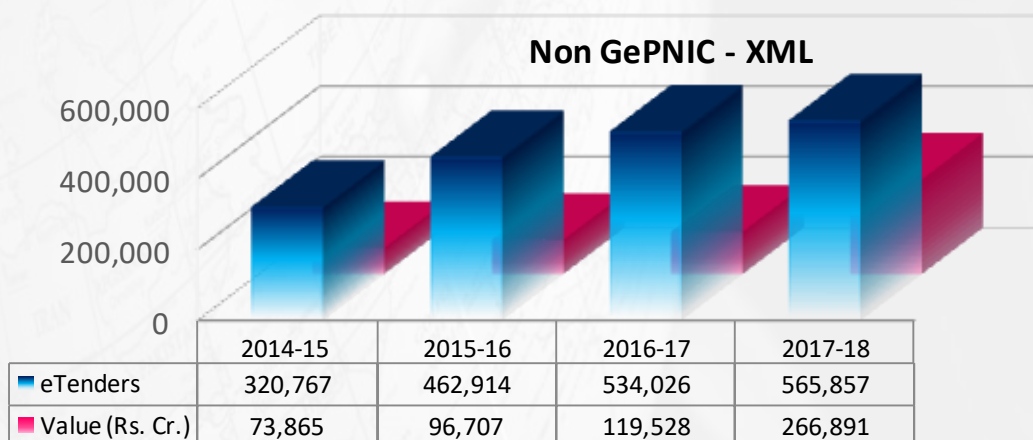
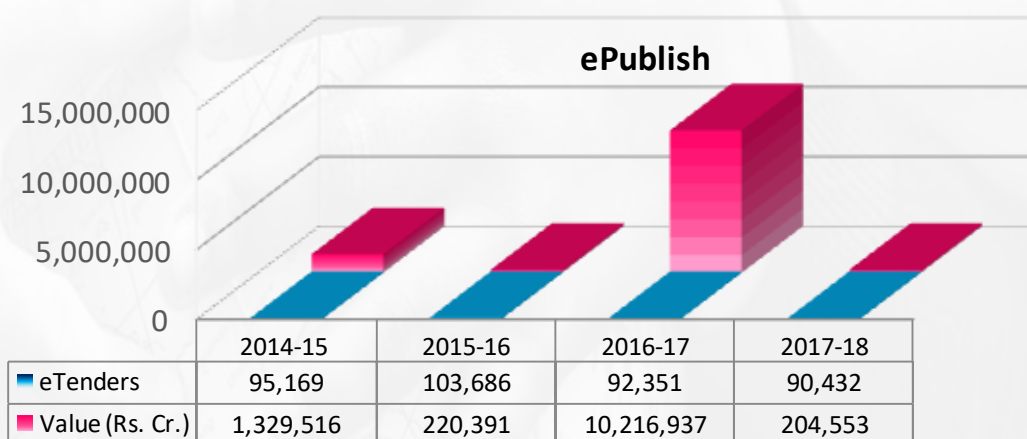
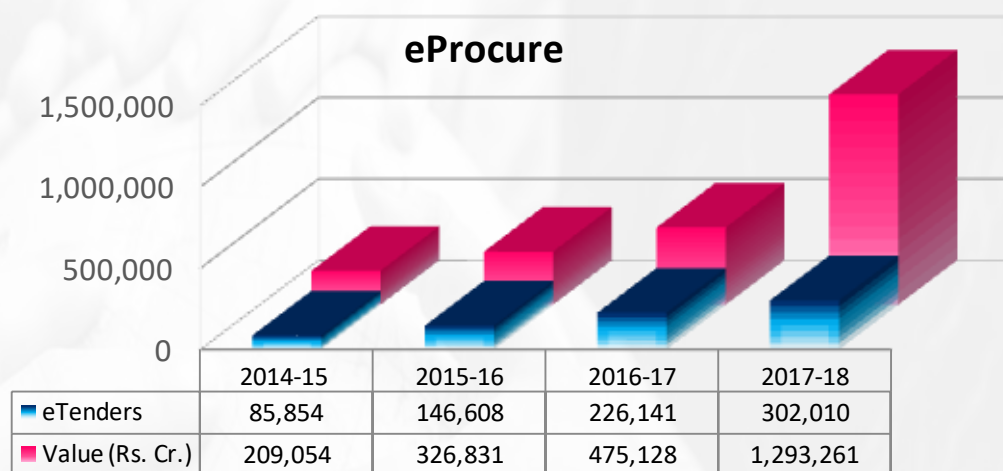
Statistical Reports

**Tender Statistics for the Organisations
/Department Using eProcurement
(CPPP) Cumulative Till March 2018**



- No. of Procurement Entities
- No. Of Procuring Officials
- No. of Bidders/ Contractors

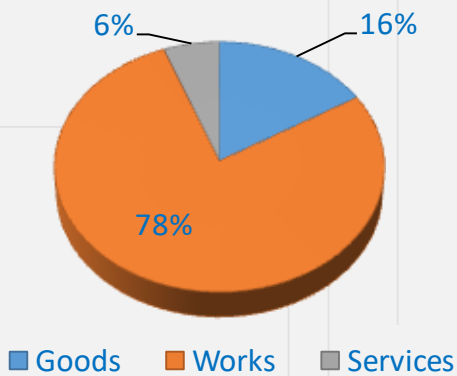
Central Public Procurement Portal



Tender Statistics for GePNIC ©

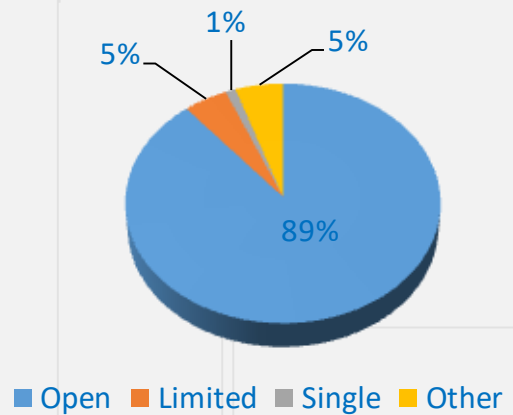
(up to March 2018)

Over all Statistics of GePNIC, since Inception – Category wise

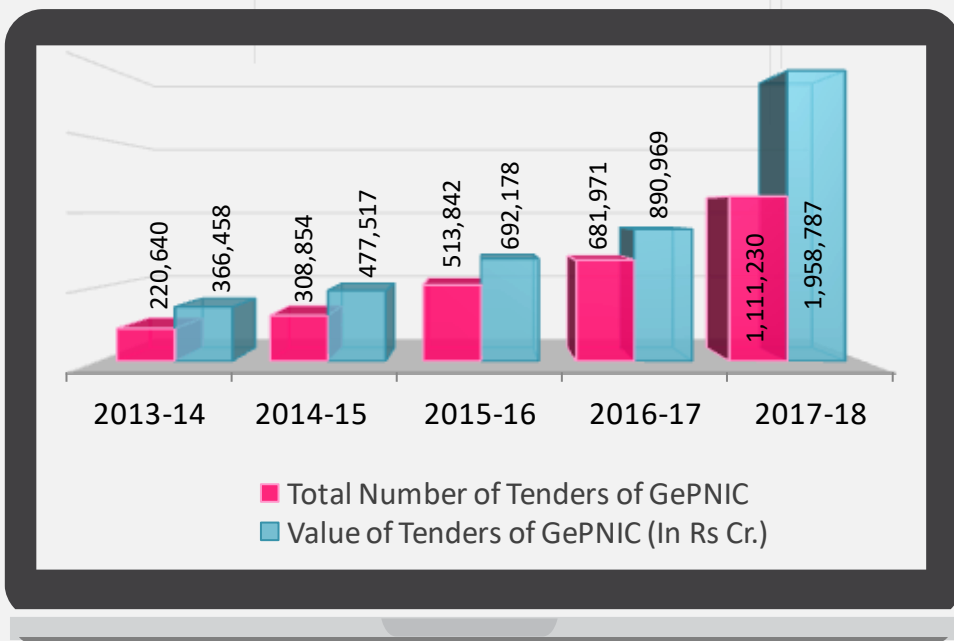


Total Tenders	32,56,930
Goods	5,30,182
Works	25,39,498
Services	1,87,250

Over all Statistics of GePNIC, since Inception – Tender type wise

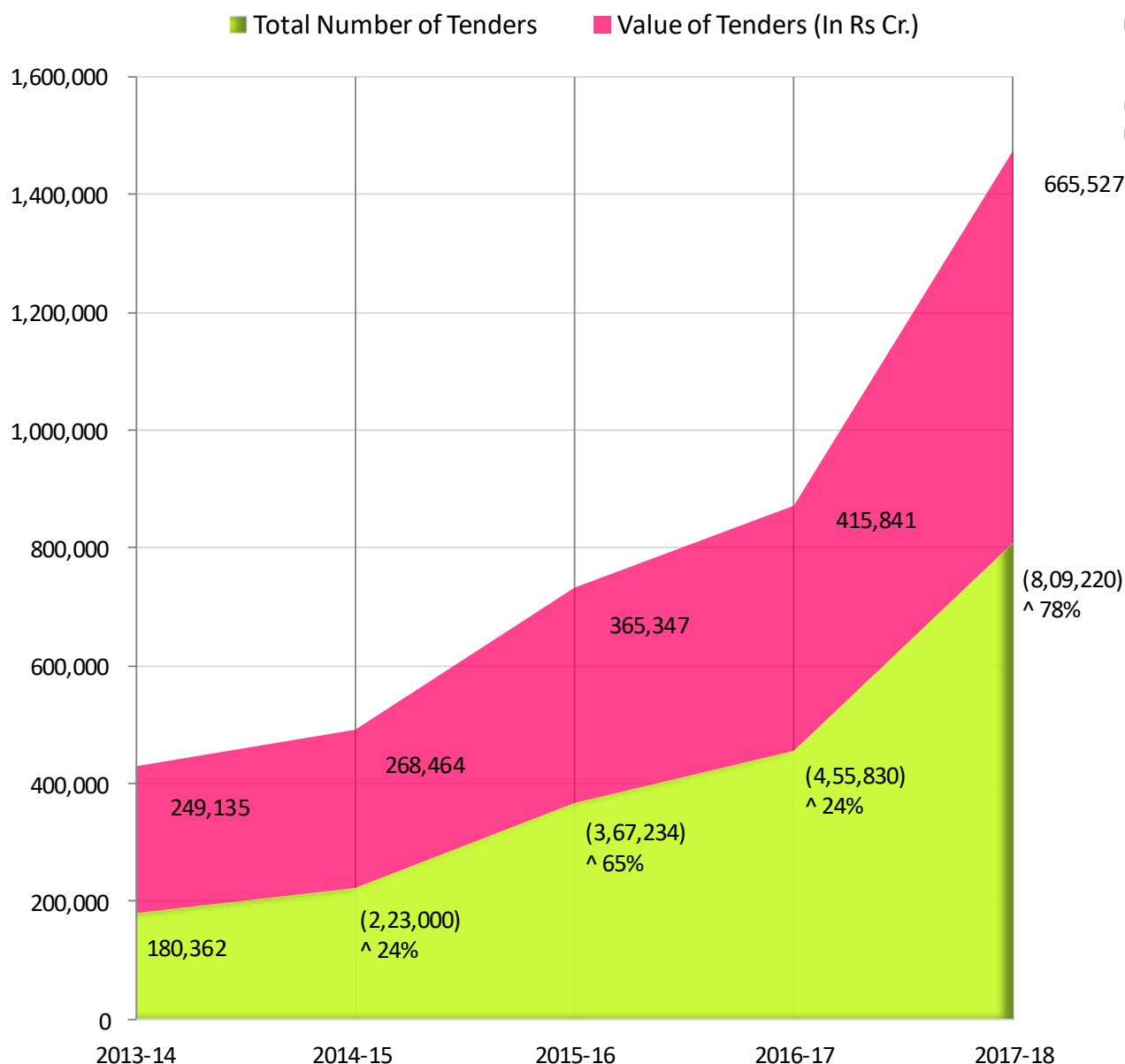


Total Tenders	32,56,930
Open	28,97,504
Limited	1,55,762
Single	35,947
Other	1,67,717





Tender Statistics for the States Using Government eProcurement of NIC (GePNIC ©)

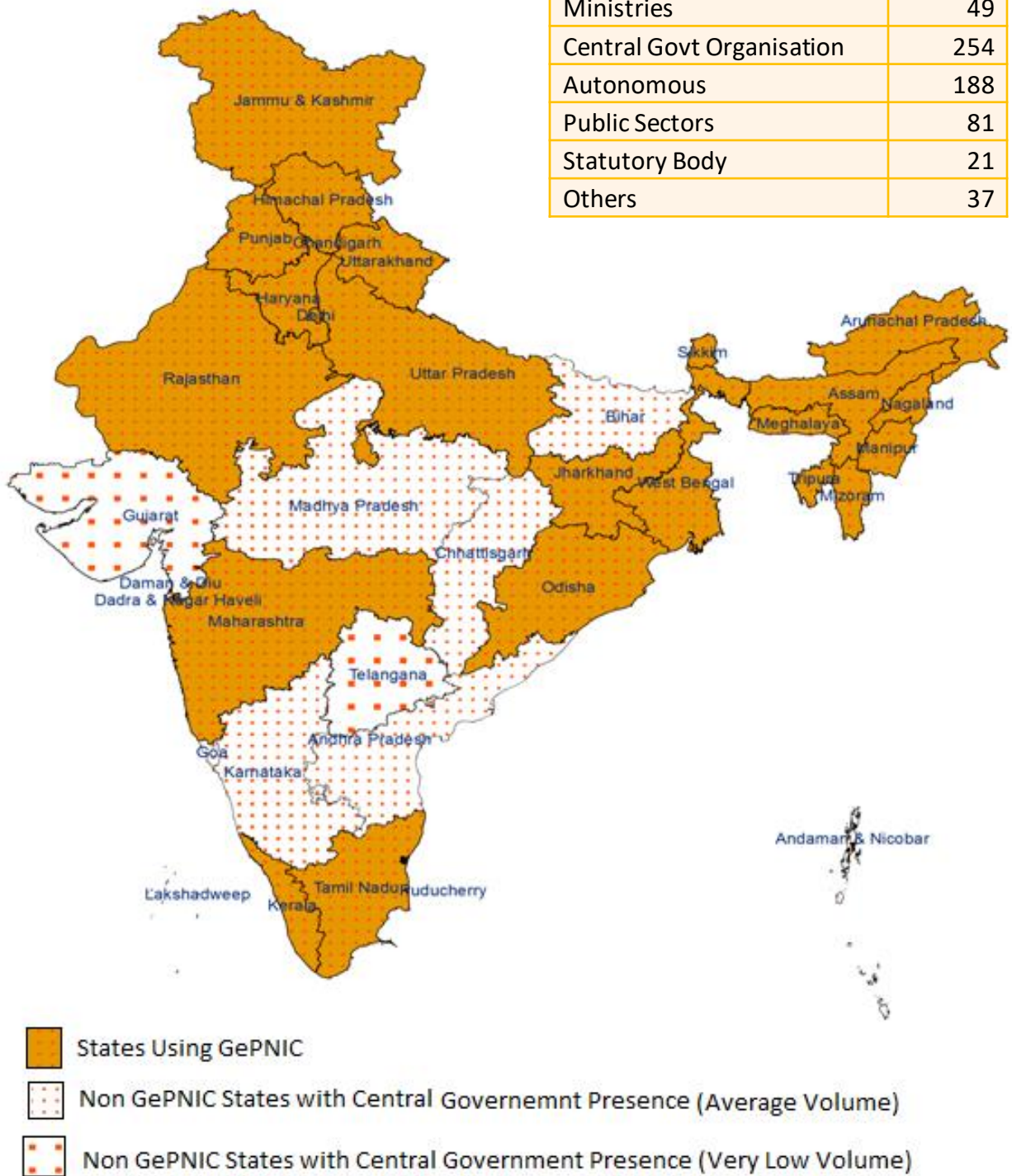


* Data comprise of Arunachal Pradesh, Assam, Chandigarh UT, Dadra and Nagar Haveli (UT), Daman and Deu(UT), Haryana, Himachal Pradesh, Jammu and Kashmir, Jharkhand, Kerala, Lakshadweep UT, Maharashtra, Manipur, Meghalaya, Mizoram, Nagaland, NCT of Delhi, Odisha, Puducherry UT, Punjab, Rajasthan, Sikkim, Tamil Nadu, Tripura, Uttar Pradesh, Uttarakhand, West Bengal.

GePNIC Presence PAN India

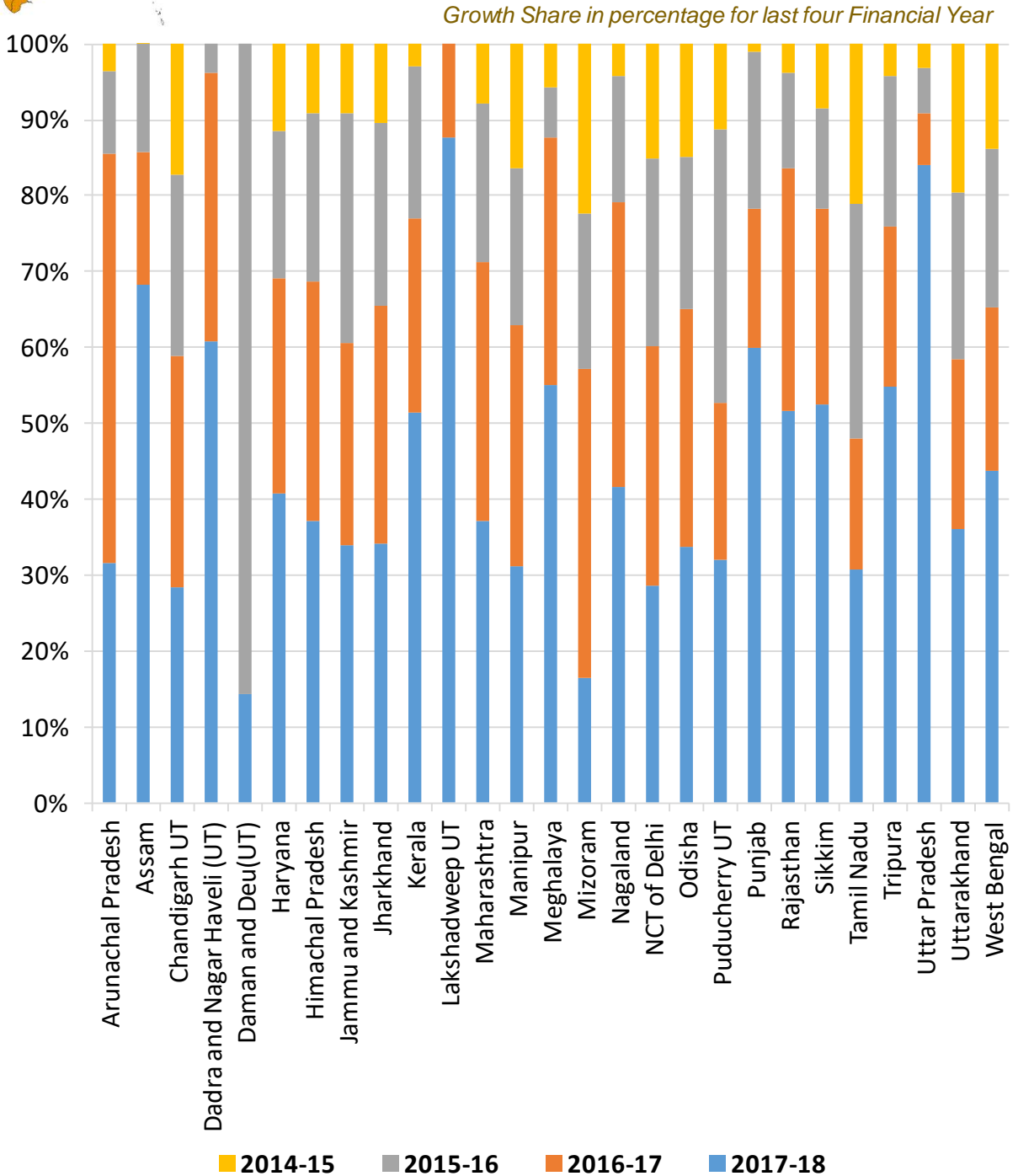
Central Govt Penetration

Ministries	49
Central Govt Organisation	254
Autonomous	188
Public Sectors	81
Statutory Body	21
Others	37





States/ UT's Growth

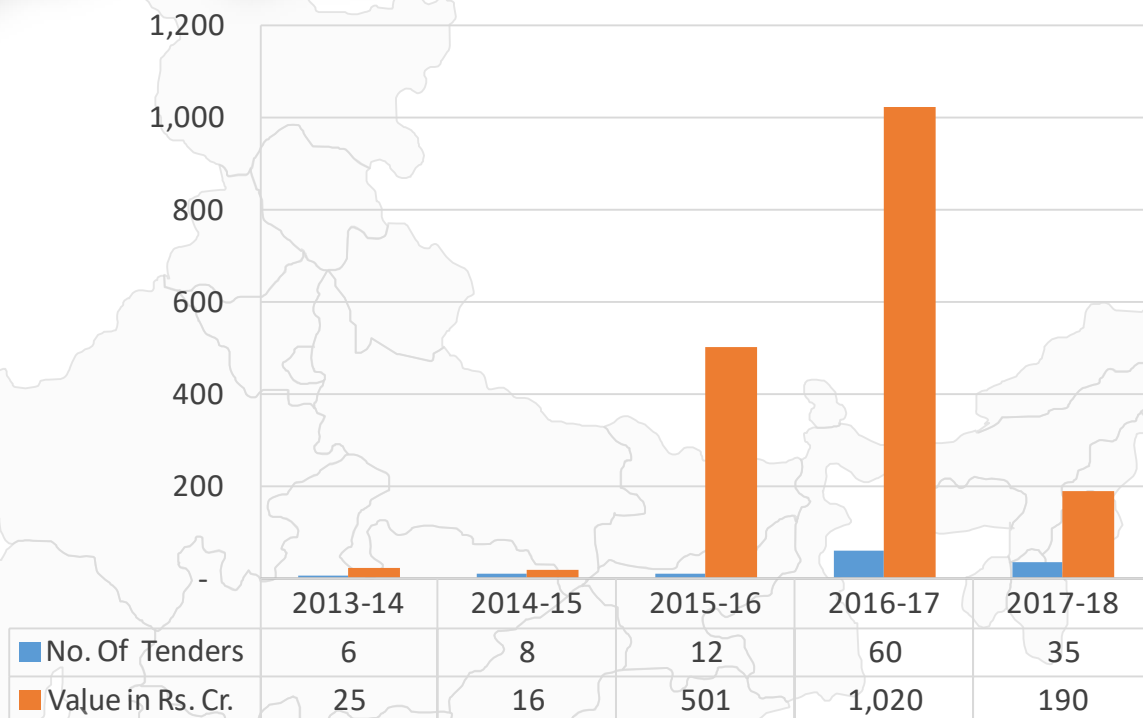


* Data comprise of Arunachal Pradesh, Assam, Chandigarh UT, Dadra and Nagar Haveli (UT), Daman and Deu(UT), Haryana, Himachal Pradesh, Jammu and Kashmir, Jharkhand, Kerala, Lakshadweep UT, Maharashtra, Manipur, Meghalaya, Mizoram, Nagaland, NCT of Delhi, Odisha, Puducherry UT, Punjab, Rajasthan, Sikkim, Tamil Nadu, Tripura, Uttar Pradesh, Uttarakhand, West Bengal.



States/ Union Territories' eTendering Statistics

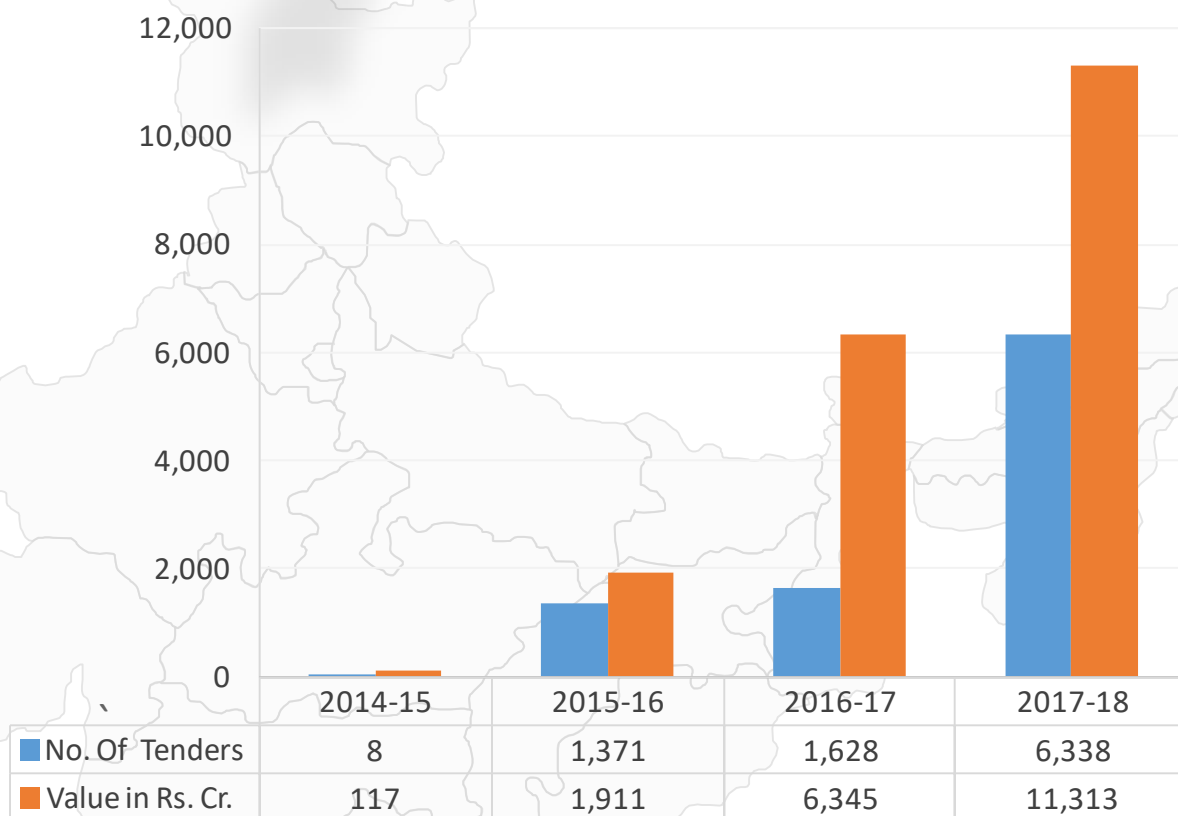
Government of Arunachal Pradesh published 35 tenders during the financial year 2017-2018 worth more than Rs.8190.25 Crores.



The list of Top 5 Departments of Arunachal Pradesh

S.No	Name of the Department	No. of Tenders Published during Fin Year 2017-2018
1	Arunachal Pradesh Energy Development Agency//DD-Civil-HQ - APEDA//Project Officer-Civil-HQ - APEDA	10
2	ITANAGAR Permanent Bench	8
3	Public Works Department//CE(PWD) Eastern Zone - PWDAP//CIRCLE- Khonsa - PWDAP//DIV-Khonsa - PWDAP	3
4	Public Works Department//CE(PWD) Western Zone - PWDAP//CIRCLE- Rupa - PWDAP//DIV- Jang - PWDAP	3
5	Public Health Engineering and Water Supply//CE(East Zone),PHEWSD//Aalo Circle,CE(EZ),PHEWSD//Aalo Division,Aalo Circle,CE(EZ),PHEWSD	2

Government of Assam published 6338 tenders during the financial year 2017-2018 worth more than Rs. 11313.43 Crores.



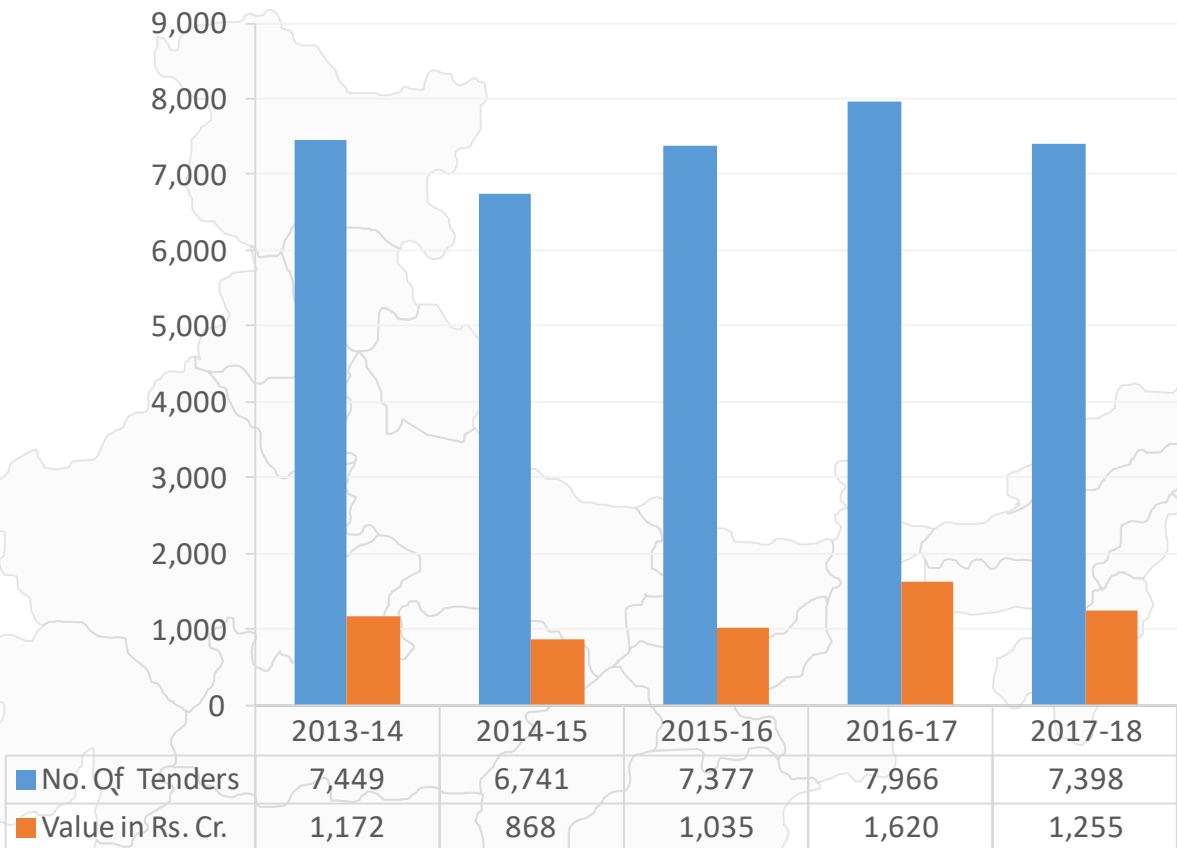
The list of Top 5 Departments of Assam

S.No	Name of the Department	No. of Tenders Published during Fin Year 2017-2018
1	Public Works Roads Department	1058
2	Bodoland Territorial Council-PWD//Director Cum CHD - PWD BTC	1028
3	Department of Water Resources//Chief Engineer - DoWR	519
4	Public Works Roads Department//CE PWD(R) - PWD//Traffic Engineering Cell - PWD	288
5	Assam Police Housing Corporation Ltd	203

Chandigarh UT Administration

<http://etenders.chd.nic.in>

Chandigarh UT Administration published 7398 tenders during the financial year 2017-2018 worth more than Rs. 1255.35 Crores.



The list of Top 5 Departments of Chandigarh UT Administration

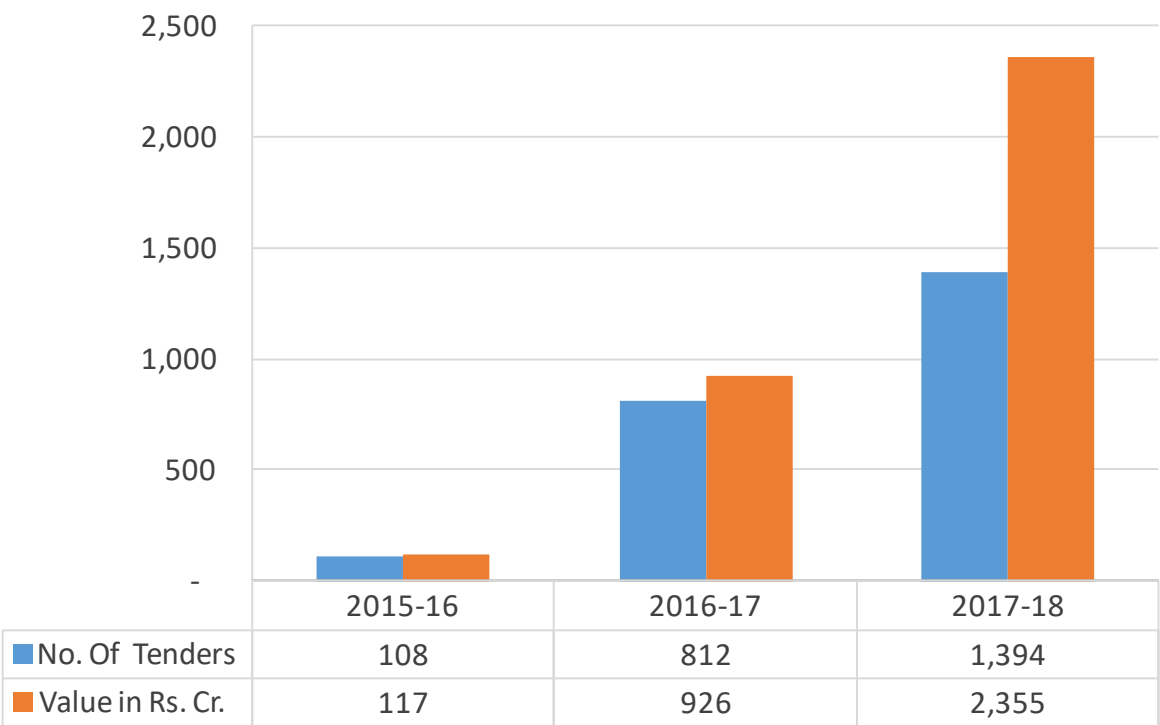
S.No	Name of the Department	No. of Tenders Published during Fin Year 2017-2018
1	Municipal Corporation//Engineering-MCC//Public Health Division - I	453
2	Municipal Corporation//Engineering-MCC//Public Health Division - III	430
3	Chandigarh Administration//Engineering//Public Health Circle//PH Div - VII	379
4	Municipal Corporation//Engineering-MCC//Public Health Division - IV	363
5	Chandigarh Administration//Engineering//Electrical Circle//Electrical Div - I	349



Union Territory of Dadra and Nagar Haveli

<https://dnhtenders.gov.in>

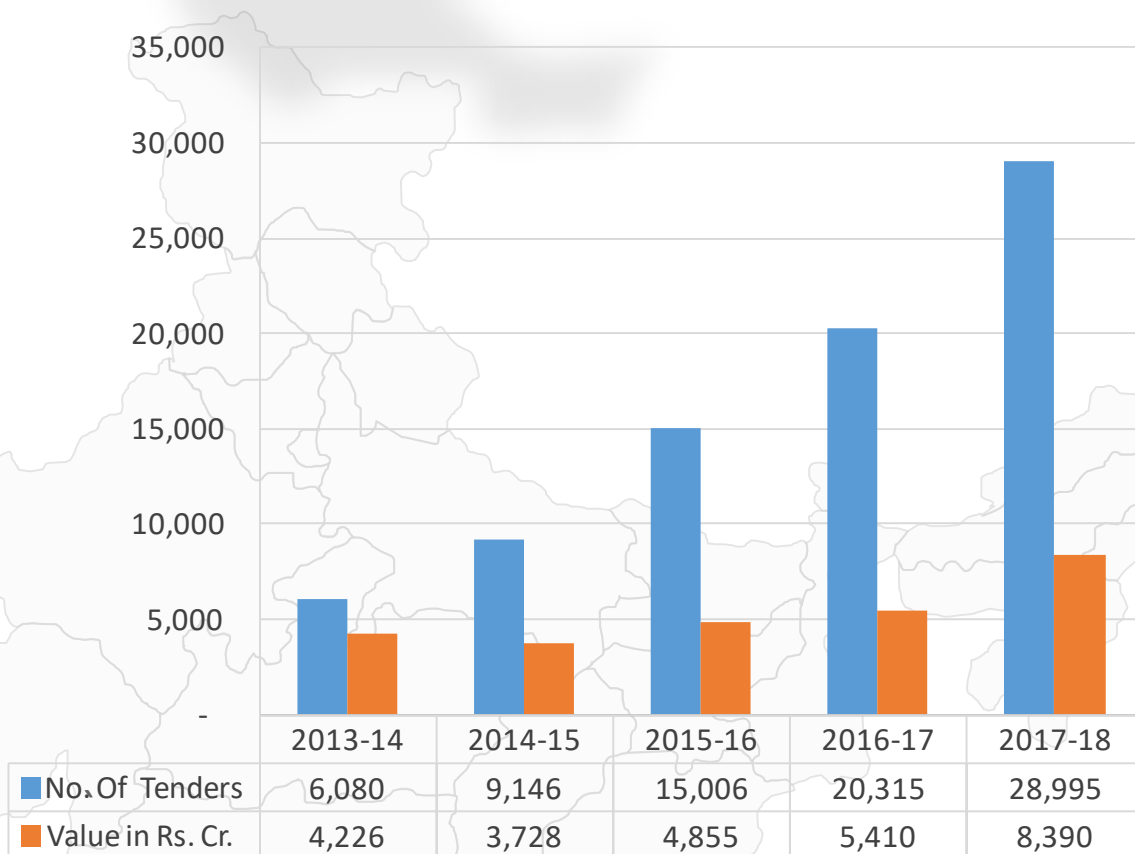
Union Territory of Dadra and Nagar Haveli published 1394 tenders during the financial year 2017-2018 worth more than Rs. 2355.09 Crores.



The list of Top 5 Departments of Dadra and Nagar Haveli

S.No	Name of the Department	No. of Tenders Published during Fin Year 2017-2018
1	UT Administration of Dadra and Nagar Haveli//District Panchayat - UTDNH//PWD III Irrigation Division - UTDNH	629
2	UT Administration of Dadra and Nagar Haveli//Silvassa Municipal Council - UTDNH//Off. of Chief Officer-SMC - UTDNH	240
3	UT Administration of Dadra and Nagar Haveli//Public Works Department - UTDNH//Project Cell - UTDNH	106
4	UT Administration of Dadra and Nagar Haveli//Director Medical and Health Service - UTDNH//Off. Of Dir. Medical and Health Service - UTDNH	104
5	UT Administration of Dadra and Nagar Haveli//DNH Power Distribution Corporation LTD - UTDNH//Off.of Exec.engineer- Power Distribution corp-UTDNH	104

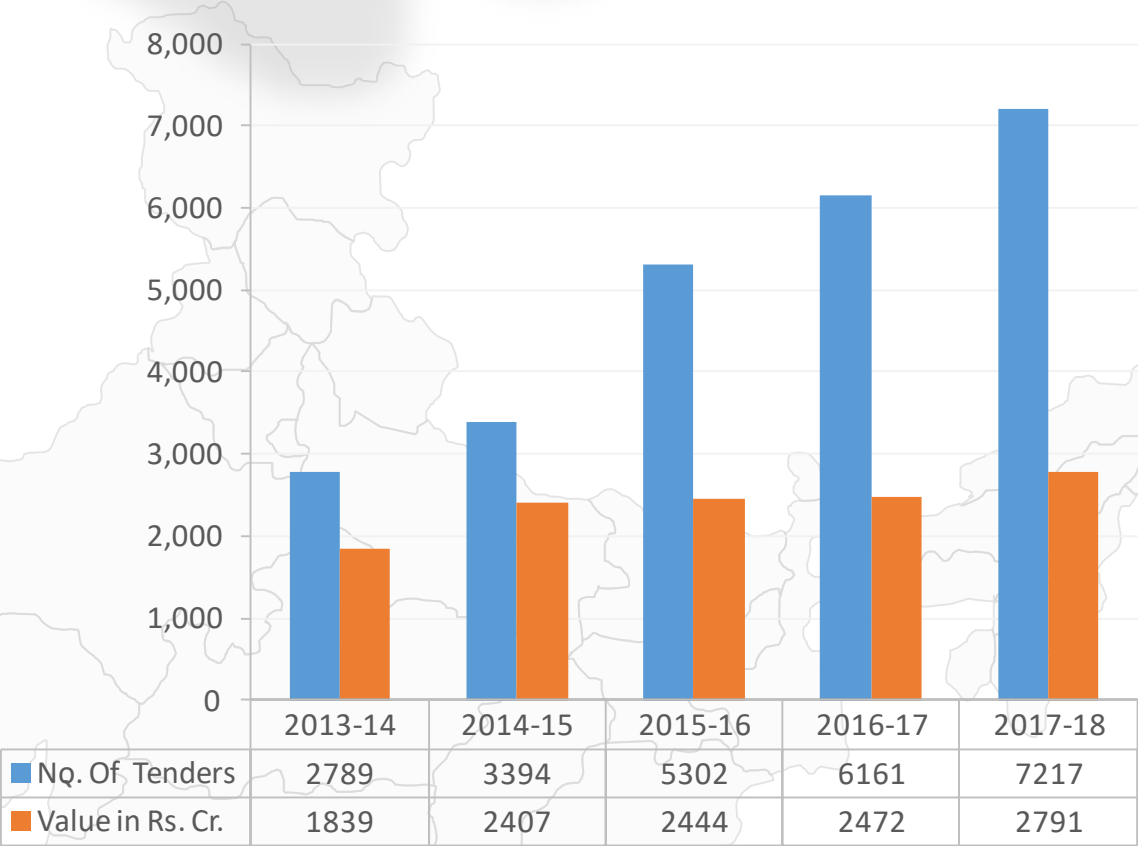
Government of Haryana published 28995 tenders during the financial year 2017-2018 worth more than Rs. 8389.98 Crores.



The list of Top 5 Departments of Haryana

S.No	Name of the Department	No. of Tenders Published during Fin Year 2017-2018
1	Haryana Government//Urban Local Bodies//MC Yamunanagar	1554
2	Haryana Government//Urban Local Bodies//MC Rewari	1195
3	Haryana Government//Urban Local Bodies//MC Kaithal	858
4	Haryana Government//Urban Local Bodies//MC Bhiwani	833
5	Haryana Government//Urban Local Bodies//MC Amballa	779

Government of Himachal Pradesh published 7217 tenders during the financial year 2017-2018 worth more than Rs. 2791.24 Crores.



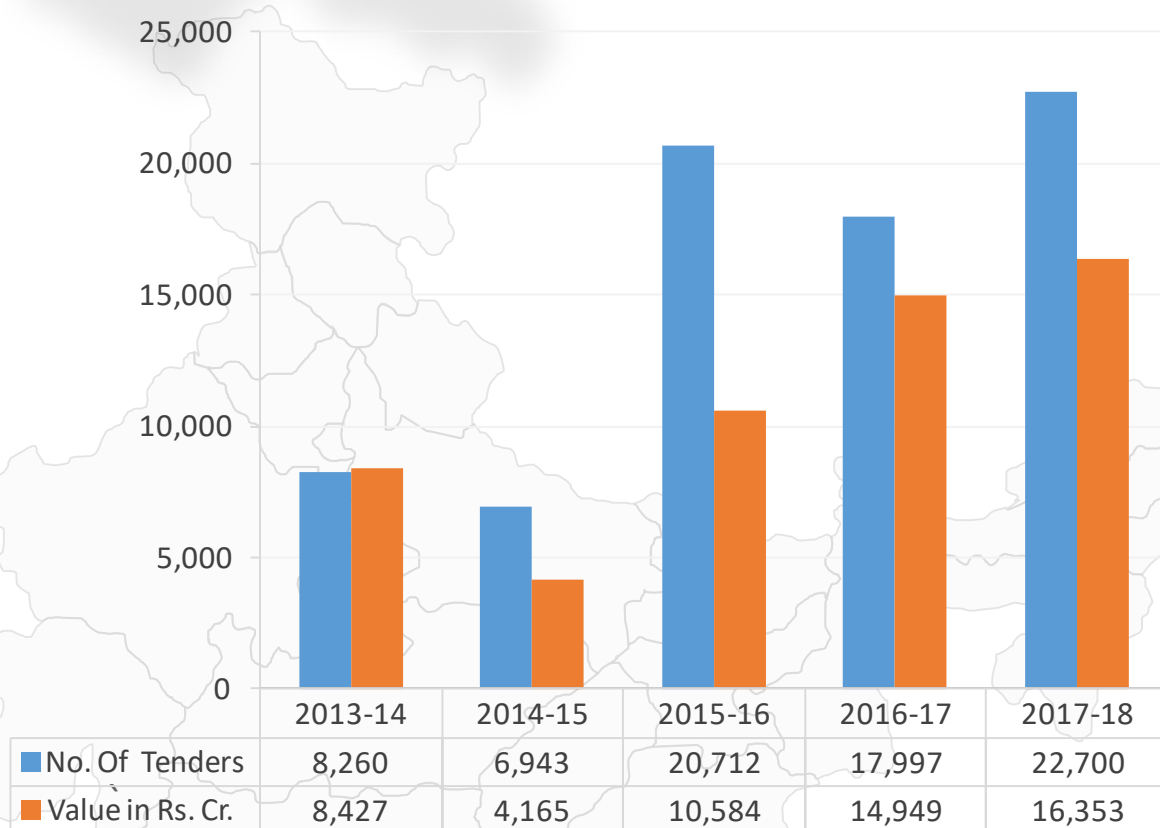
The list of Top 5 Departments of Himachal Pradesh

S.No	Name of the Department	No. of Tenders Published during Fin Year 2017-2018
1	HP State Forest Development Corporation//Director North , FDC,HP//DM,Dharamsala,Director North,FDC,HP	489
2	HP State Forest Development Corporation//Director North , FDC,HP//DM,Hamirpur,Director North,FDC,HP	330
3	HP State Forest Development Corporation//Director North , FDC,HP//DM,Mandi,Director North,FDC,HP	295
4	HP State Forest Development Corporation	257
5	HP State Forest Development Corporation//Director North , FDC,HP//DM,Dharamsala,Director North,FDC,HP	489

Government of Jammu and Kashmir

<https://jktenders.gov.in>

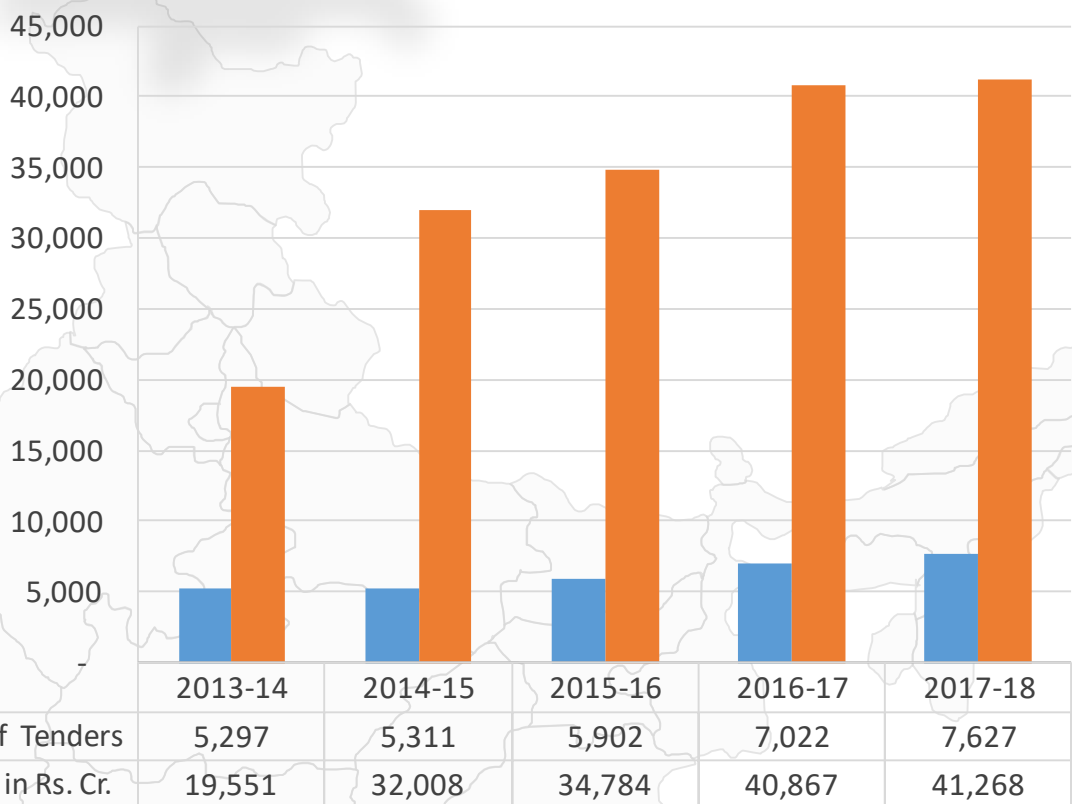
Government of Jammu and Kashmir published 22700 tenders during the financial year 2017-2018 worth more than Rs. 16352.60 Crores.



The list of Top 5 Departments of Jammu and Kashmir

S.No	Name of the Department	No. of Tenders Published during Fin Year 2017-2018
1	PWD//CE PWD Jammu	1795
2	HAUDD//Jammu Municipal Corporation	924
3	HAUDD//Directorate of Urban Local Bodies Jammu	631
4	Department of School Education//Director Sarva Shiksha Abhiyan	603
5	PWD//CE PWD Kashmir	566

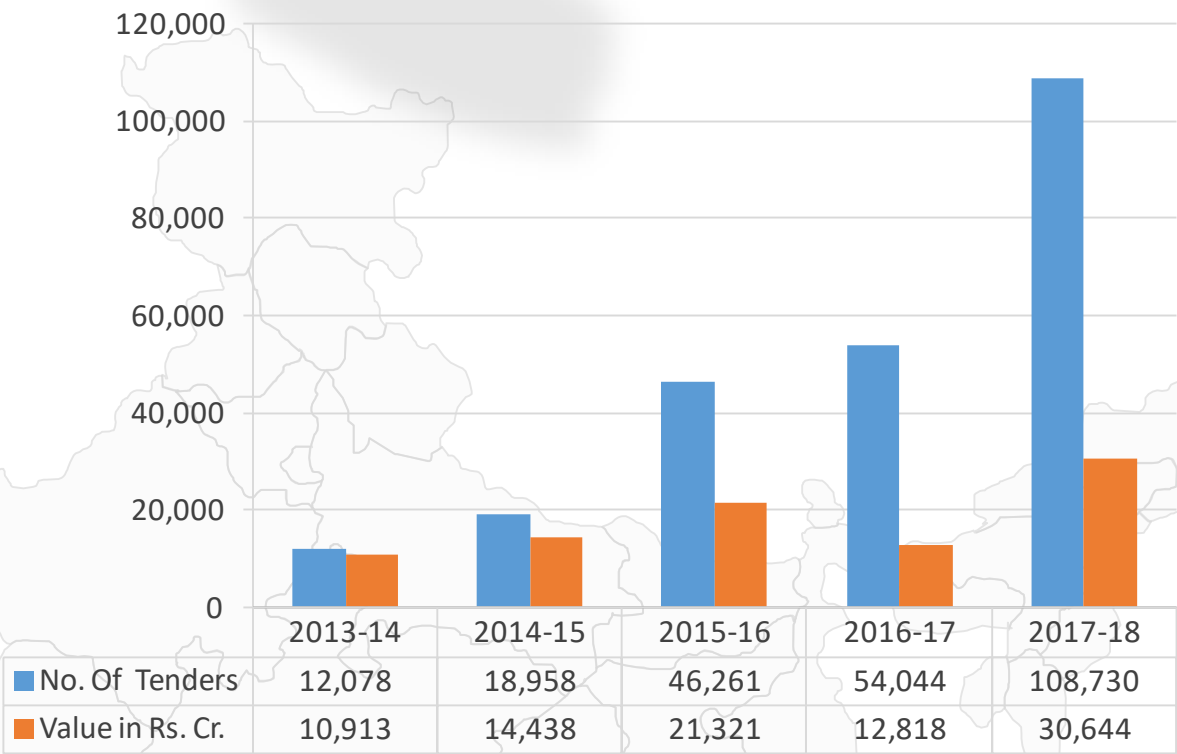
Government of Jharkhand published 7627 tenders during the financial year 2017-2018 worth more than Rs. 41268.02 Crores.



The list of Top 5 Departments of Jharkhand

S.No	Name of the Department	No. of Tenders Published during Fin Year 2017-2018
1	RWD EinC	1277
2	UDD Secretary//UDD Chairperson eProc Cell	1229
3	JSEB//JSEB CE	472
4	RCD EinC//RCD CE Comm	372
5	RDD Special Division//RDD SPL CE RANCHI	340

Government of Kerala published 108730 tenders during the financial year 2017-2018 worth more than Rs. 30644.27 Crores. Online payment and refund for tender fee and EMD is operational.



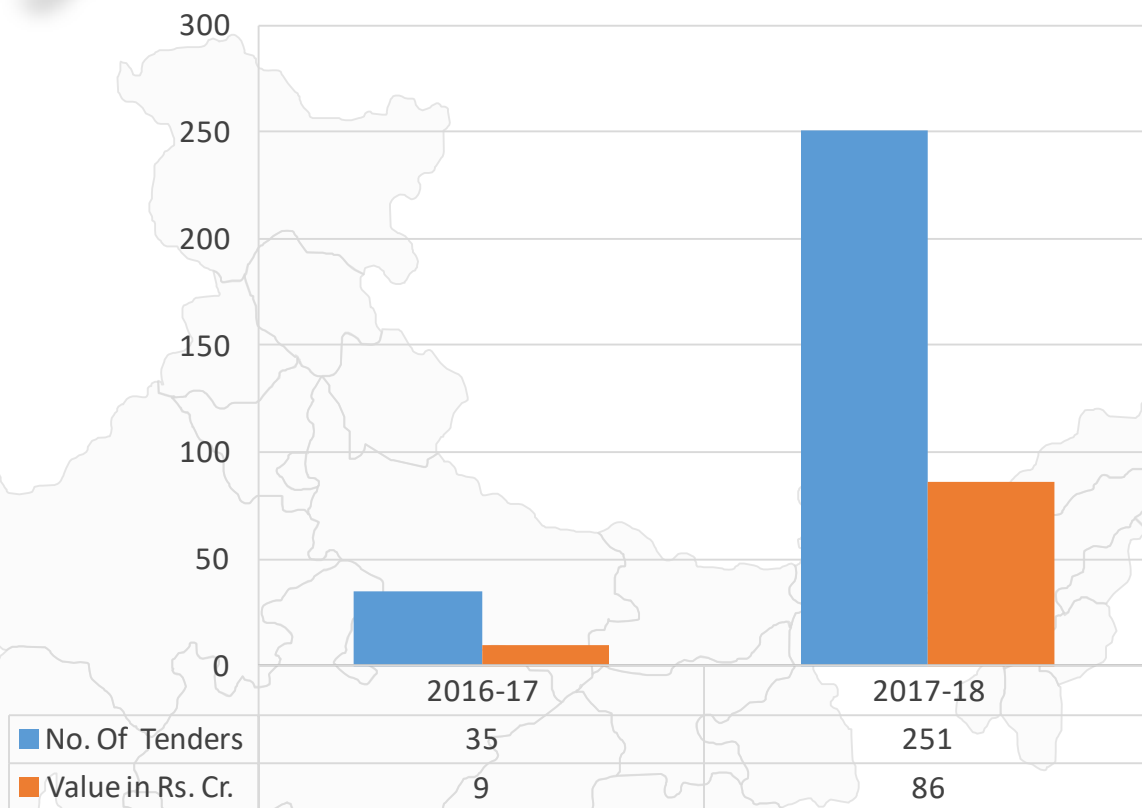
The list of Top 5 Departments of Kerala

S.No	Name of the Department	No. of Tenders Published during Fin Year 2017-2018
1	Local Self Government Department//Ernakulam//Corporation Engineers Office Ernakulam//Corporation Engineer Kochi Corporation	1308
2	Local Self Government Department//Thiruvananthapuram//Corporation Engineers Office TVM//Thiruvananthapuram Corporation	984
3	Travancore Devaswom Board//Office of the Devaswom Commissioner	788
4	Local Self Government Department//Kozhikode//Corporation Engineers Office Kozhikkode//Corporation Engineer Kozhikkode Corporation	729
5	Local Self Government Department//Malappuram//District PanchayathDivision Office Malappuram//O/O Exec Engg Malappuram District Panchayath	642

Union Territory of Lakshadweep

<https://tendersutl.gov.in/>

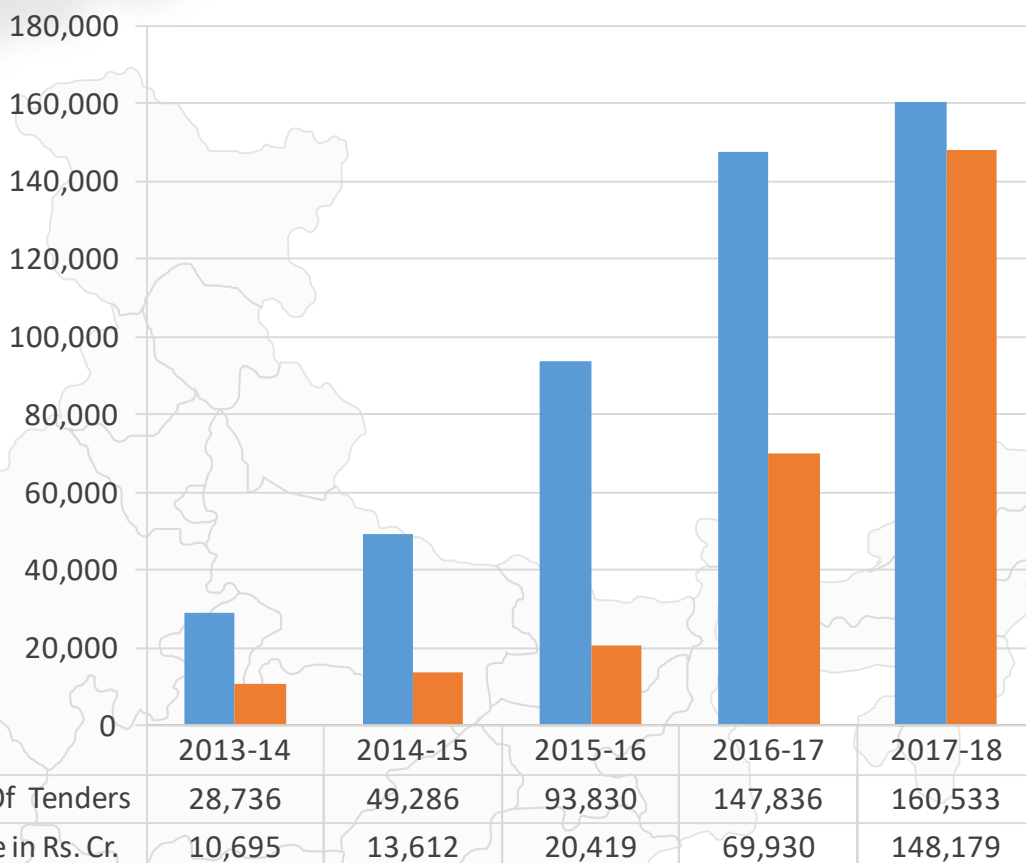
Union Territory of Lakshadweep published 251 tenders during the financial year 2017-2018 worth more than Rs. 86.34 Crores. .



The list of Top 5 Departments of Lakshadweep.

S.No	Name of the Department	No. of Tenders Published during Fin Year 2017-2018
1	Lakshadweep District//Lakshadweep Public Works Department-UTL//Executive Engineer Kavaratti-LPWD-UTL	82
2	Lakshadweep District//Lakshadweep Public Works Department-UTL//Executive Engineer Kochi-LPWD-UTL	73
3	Lakshadweep District//Lakshadweep Public Works Department-UTL//Executive Engineer Amini-LPWD-UTL	55
4	Lakshadweep District//Lakshadweep Public Works Department-UTL//Executive Engineer Kalpeni-LPWD-UTL	21
5	Lakshadweep District//Department of Electricity-UTL	7

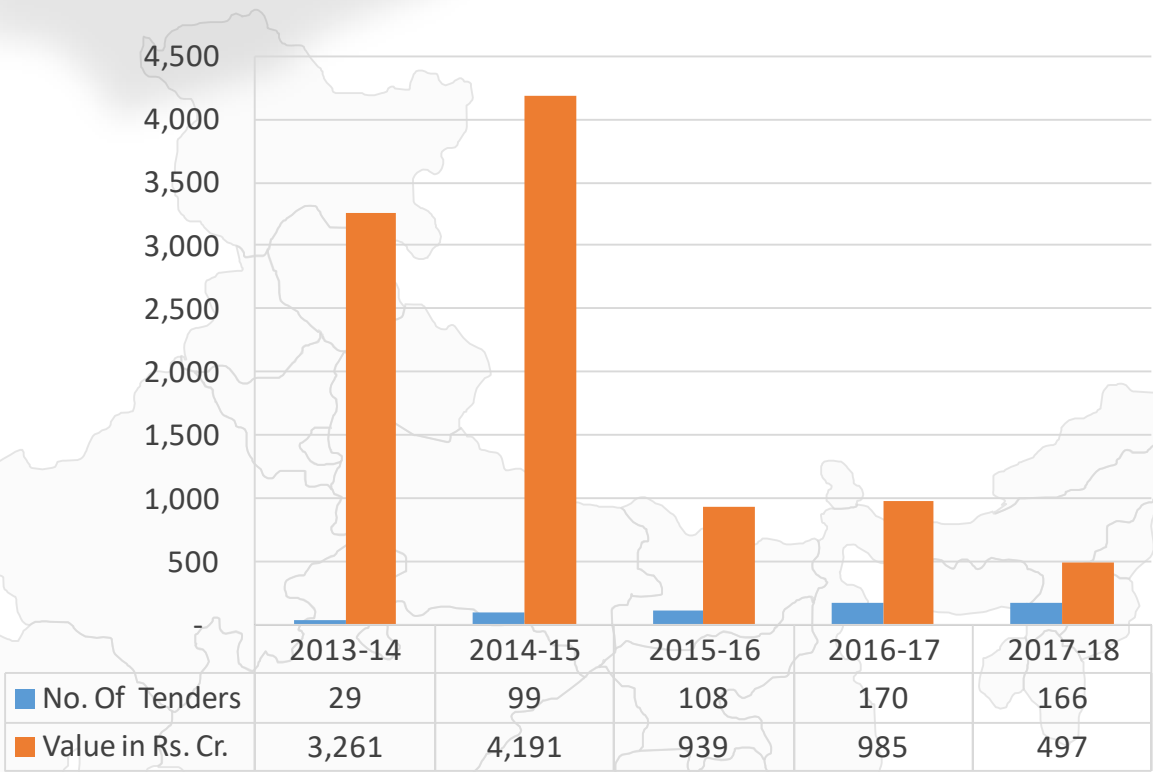
Government of Maharashtra processed 160533 tenders during the financial year 2017-2018 worth more than Rs. 148179.47 Crores. Online payment and refund for tender fee and EMD is operational.



The list of Top 5 Departments of Maharashtra:

S.No	Name of the Department	No. of Tenders Published during Fin Year 2017-2018
1	Thane Municipal Corporation Thane//Public Works Department	3350
2	Municipal Corporation Aurangabad//EE Electrical	2695
3	Municipal Corporation Aurangabad//EE Ward B E F	2307
4	Maharashtra Housing and Area Development Authority//Slum Improvement Board - Mumbai	2189
5	RDD-CEO-PUNE//PUNE-WORKS DIV.	1666

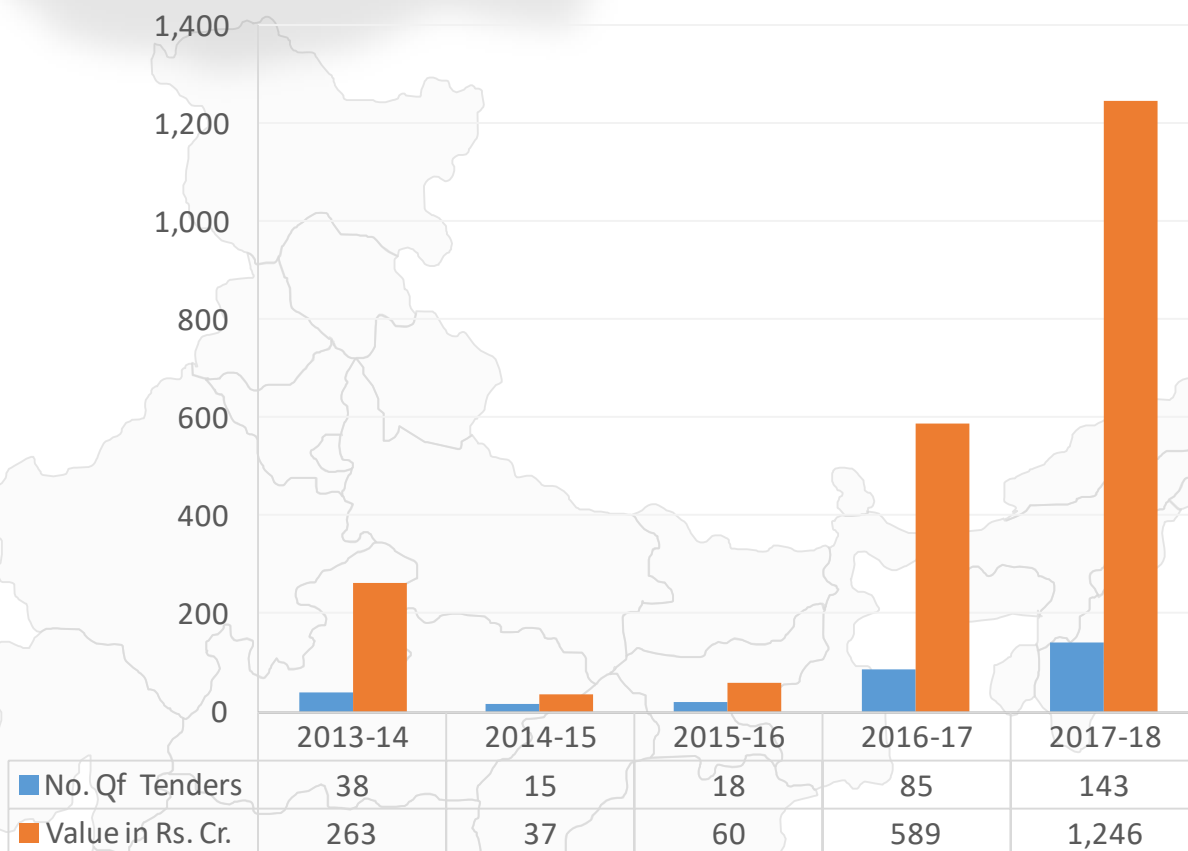
Government of Manipur published 166 tenders during the financial year 2017-2018 worth more than Rs. 496.94 Crores.



The list of Top 5 Departments of Manipur

S.No	Name of the Department	No. of Tenders Published during Fin Year 2017-2018
1	Directorate of Tribal Affairs and Hills//Manipur Tribal Development Corporation Ltd. - TAH//Imphal-MTDC - TAH	37
2	Chief Engineer - Public Health Engineering Department//Addl. Chief Engineer - PHED//Superintending Engineer - PHED//Executive Engineer - PHED	21
3	Manipur State Power Distribution Company Limited//Managing Director - MSPDCL//Manager - MSPDCL	14
4	High Court of Manipur//Imphal - HCM	12
5	Manipur Police Housing Corporation Ltd//Chief Engineer - MPHCL	12

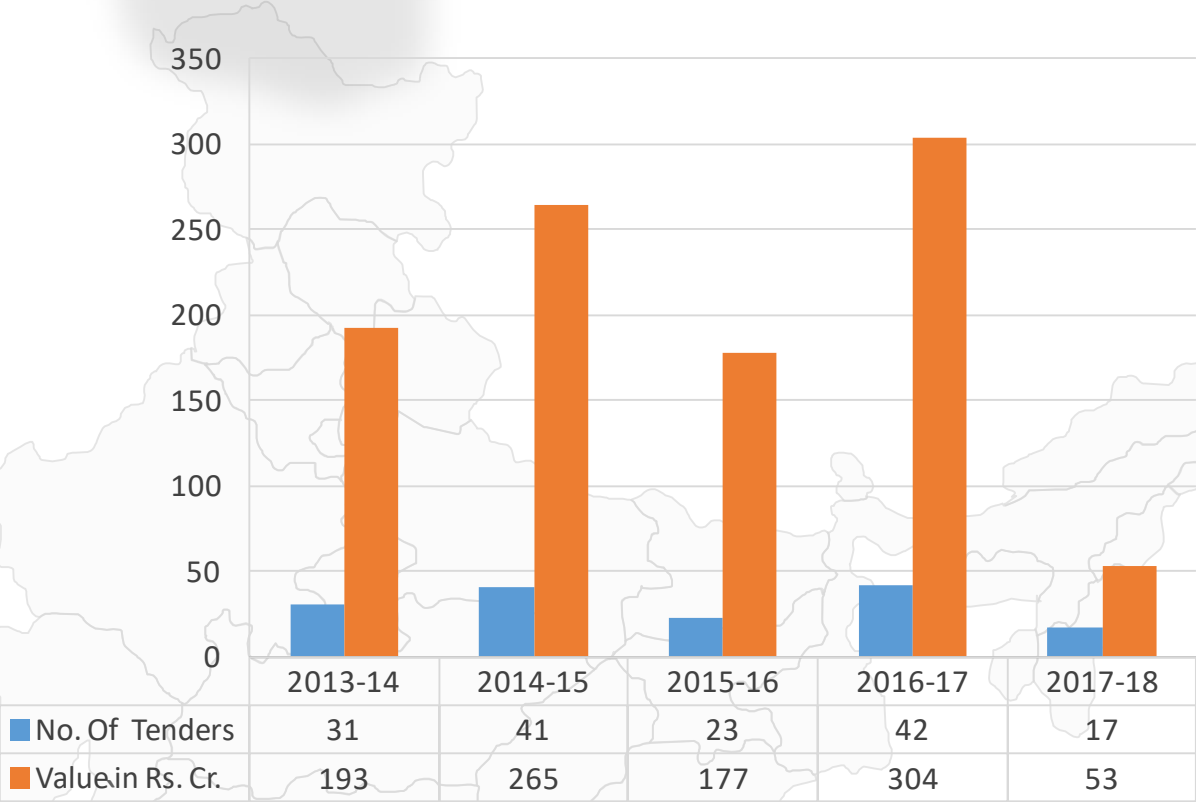
Government of Meghalaya published 143 tenders during the financial year 2017-2018 worth more than Rs. 1246.49 Crores.



The list of Top 5 Departments of Meghalaya

S.No	Name of the Department	No. of Tenders Published during Fin Year 2017-2018
1	Meghalaya Energy Corporation Limited//Director(Distribution) MePDCL - MeECL//Chief Engineer(RE)-MePDCL-MeECL	76
2	Meghalaya Energy Corporation Limited//Director (Transmission) MePTCL - MeECL	17
3	Ministry of PWD,Meghalaya//Meghalaya Govt. Construction Corporation Ltd.,MGCCCL,PWD	15
4	Meghalaya Energy Corporation Limited//Director (Generation) MePGCL - MeECL	13
5	Office of the Registrar General//High Court of Meghalaya	9

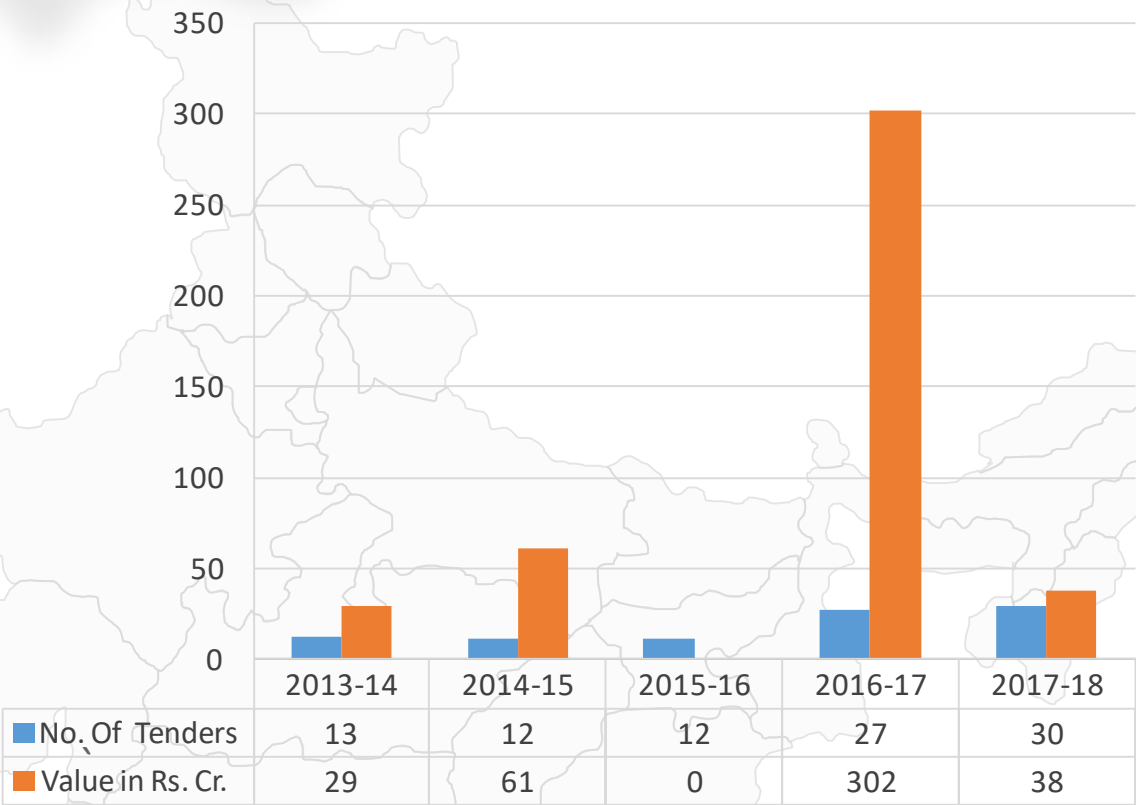
Government of Mizoram published 17 tenders during the financial year 2017-2018 worth more than Rs. 53.44 Crores.



The list of Top 3 Departments of Mizoram

S.No	Name of the Department	No. of Tenders Published during Fin Year 2017-2018
1	Gauwahati High Court//GHC Aizawl Bench	14
2	Chief Engineer - Road - Mizoram	2
3	Department of Information and Communication Technology//Mizoram State e-Governance Society - DICT//Chief Executive Officer - DICT//Administrative Officer - DICT	1

Government of Nagaland published 30 tenders during the financial year 2017-2018 worth more than Rs. 37.91 Crores.



The list of Top 5 Departments of Nagaland

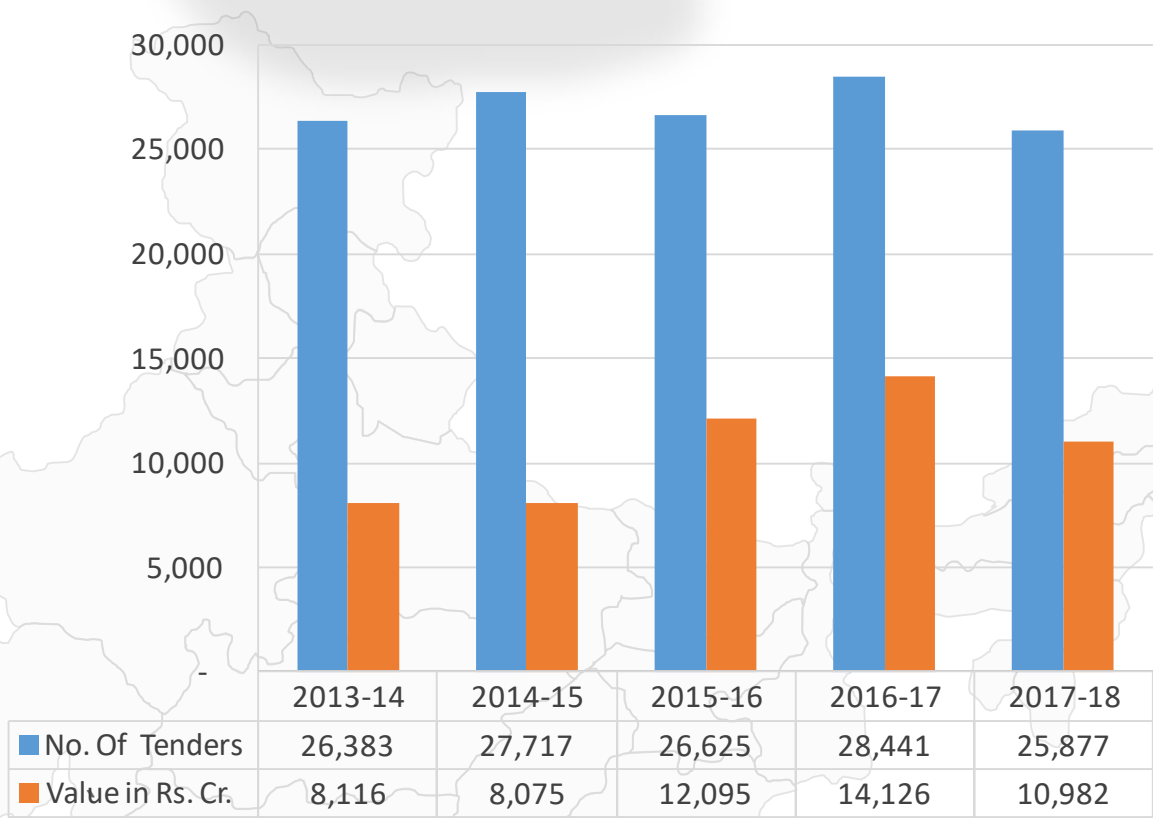
S.No	Name of the Department	No. of Tenders Published during Fin Year 2017-2018
1	Gauhati High Court Kohima Bench//eCourts Division - GHCKB	14
2	Chief Electoral Officer Nagaland	4
3	Department of Power//Office of the Addl. Chief Engineer(D and R)	4
4	Department of Power//Office of the Chief Engineer(T and G)	2
5	Directorate of Social Welfare	2



Government of NCT of Delhi

<https://govtprocurement.delhi.gov.in>

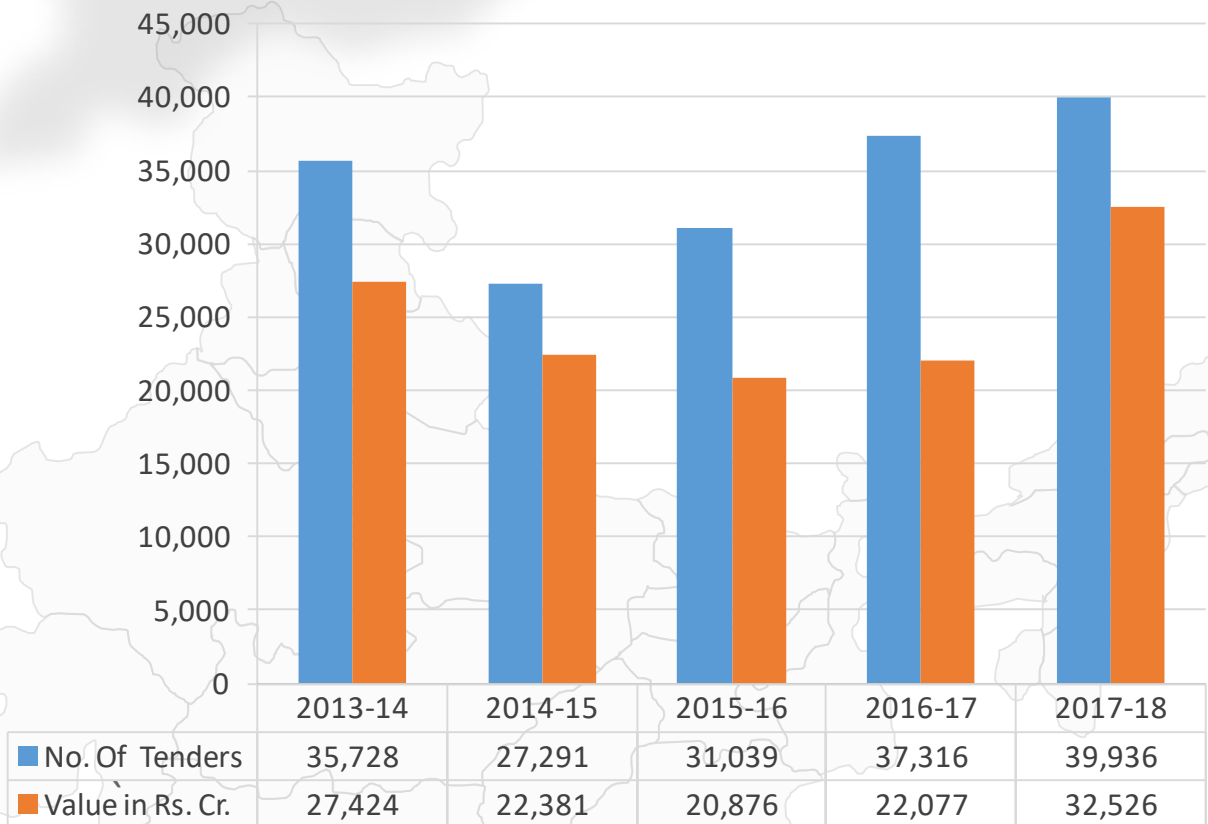
Government of NCT of Delhi published 25877 tenders during the financial year 2017-2018 worth more than Rs. 10981.77 Crores.



The list of Top 5 Departments of NCT of Delhi

S.No	Name of the Department	No. of Tenders Published during Fin Year 2017-2018
1	Public Works Department	11,179
2	Delhi Jal Board	8,077
3	New Delhi Municipal Council	1,829
4	DUSIB	1,205
5	Irrigation and Flood Control	1,049

Government of Odisha published 39936 tenders during the financial year 2017-2018 worth more than Rs. 32526.28 Crores.



The list of Top 5 Departments of Odisha

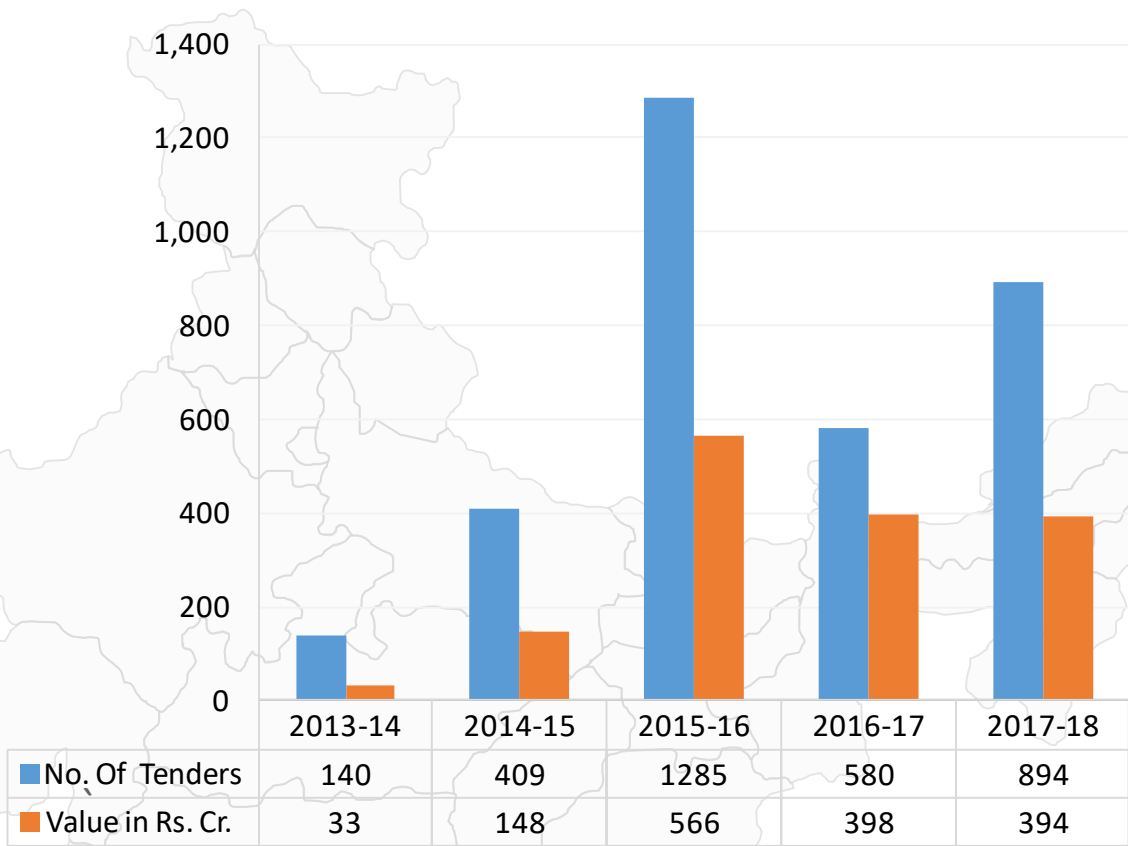
S.No	Name of the Department	No. of Tenders Published during Fin Year 2017-2018
1	Municipal Bodies	12779
2	Municipal Bodies//Bhubaneswar Municipal Corporation	741
3	Municipal Bodies//Brahmapur Municipal Corporation	478
4	Orissa State Police Housing and Welfare Corporation Ltd	414
5	CE,Minor Irrigation,BBSR//SENMIC-SAMBALPUR//DHENKANAL	372



Union Territory of Puducherry

<https://pudutenders.gov.in>

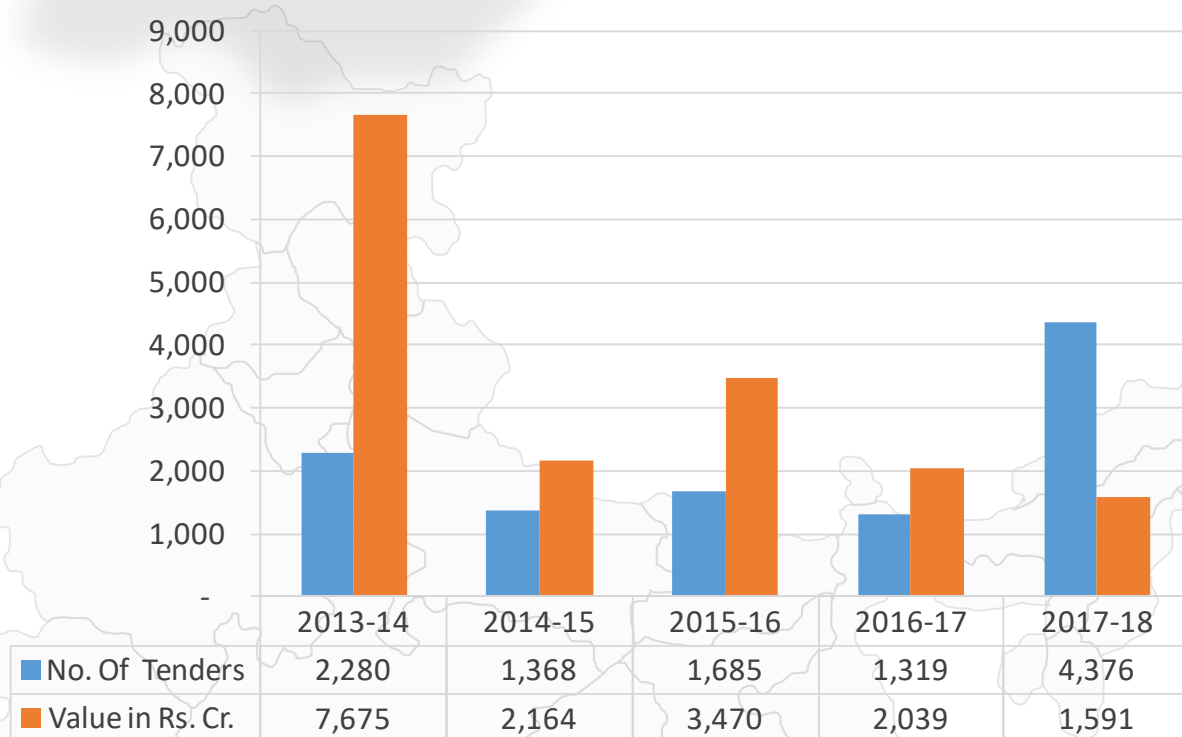
Union Territory Puducherry published 894 tenders during the financial year 2017-2018 worth more than Rs. 393.93 Crores.



The list of Top 5 Departments of Puducherry

S.No	Name of the Department	No. of Tenders Published during Fin Year 2017-2018
1	Puducherry Adidraavidar Development Corporation Limited	130
2	SE-II (Cable Construction and Building),POWER	108
3	Department of Local Administration//Oulgaret Municipality - DLA	88
4	Department of Local Administration//Puducherry Municipality- DLA	71
5	Department of Health and Family Welfare Services//Director,Dept. of Health//Senior Accounts Officer,DHFWS,Puducherry,Health	57

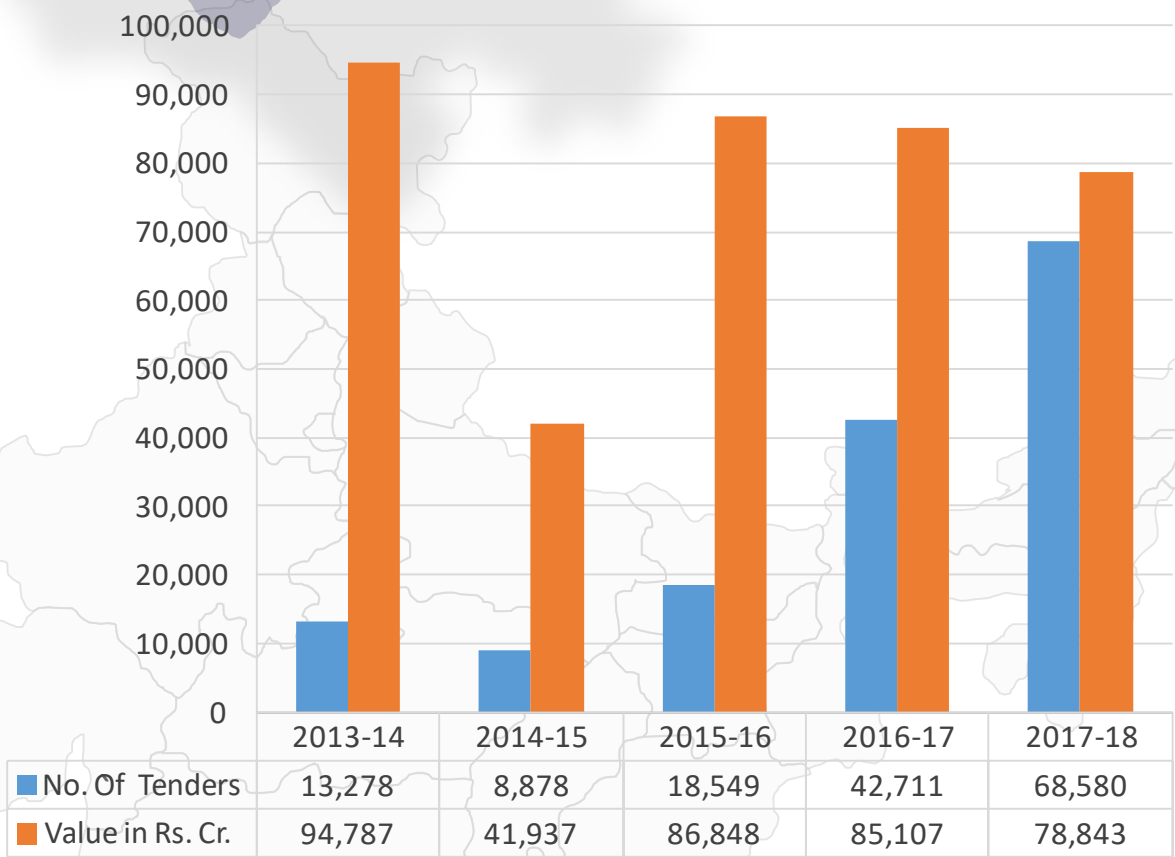
Government of Punjab published 4376 tenders during the financial year 2017-2018 worth more than Rs. 1590.76 Crores.



The list of Top 5 Departments of Punjab

S.No	Name of the Department	No. of Tenders Published during Fin Year 2017-2018
1	Department of Local Government//Director - Local Government//Municipal Corporation - S.A.S Nagar	135
2	Department of Agriculture//Punjab Mandi Board//XEN - Civil - Jalandhar	132
3	Department of Local Government//Director - Local Government//Regional Deputy Director - Patiala//Municipal Council - Rajpura	92
4	Department of Agriculture//Punjab Mandi Board//XEN - Civil - Sangrur	84
5	Department of Agriculture//Punjab Mandi Board//XEN - Civil - Patiala	83

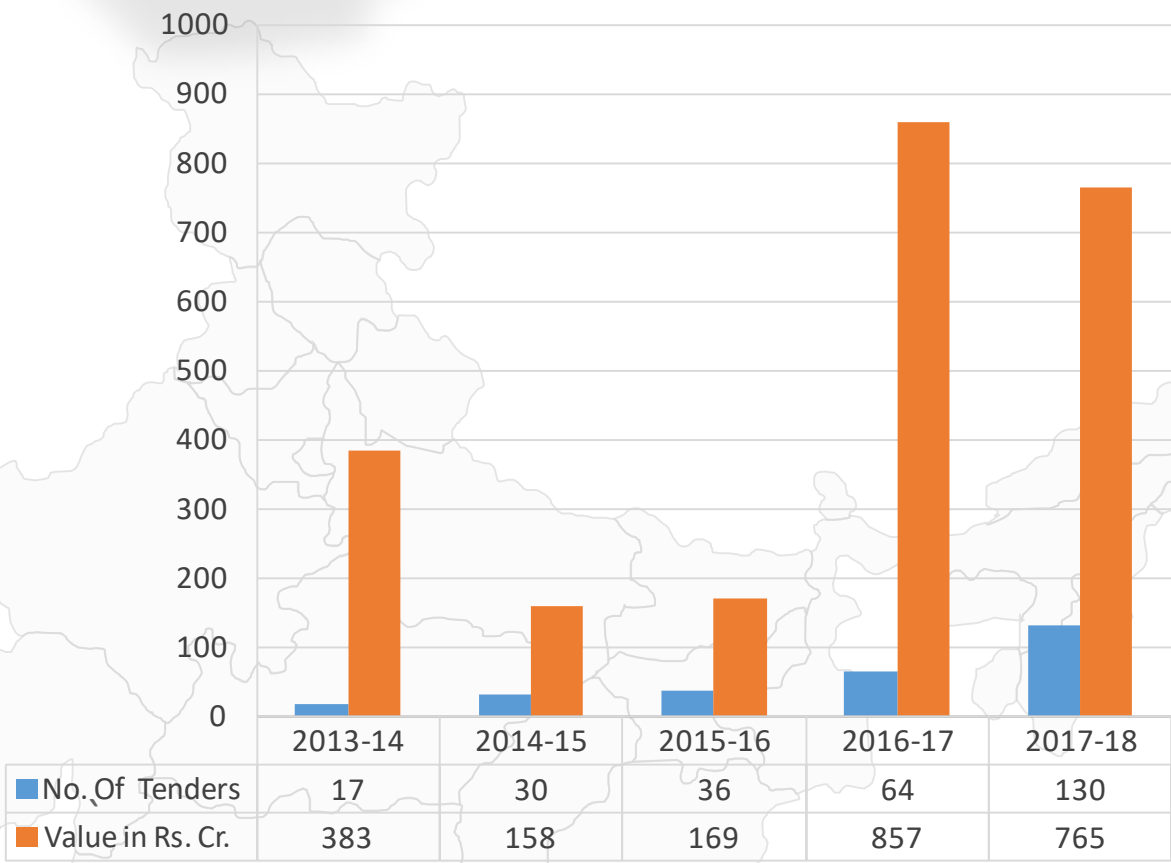
Government of Rajasthan published 68580 tenders during the financial year 2017-2018 worth more than Rs. 78843.14 Crores.



The list of Top 5 Departments of Rajasthan

S.No	Name of the Department	No. of Tenders Published during Fin Year 2017-2018
1	Rajasthan Council of Secondary Education	3039
2	Deptt. of Watershed Dev. and Soil Conservation//CEO-SLNA Cum Director//PM-WCDC and SE(LR)//Executive Engineer (LR)	2122
3	DLB//Dy.DR-Kota//CEO-Kota	1253
4	DLB//Dy.DR-Jaipur//CEO-Jaipur	1226
5	Medical and Health//Chief Engineer	1051

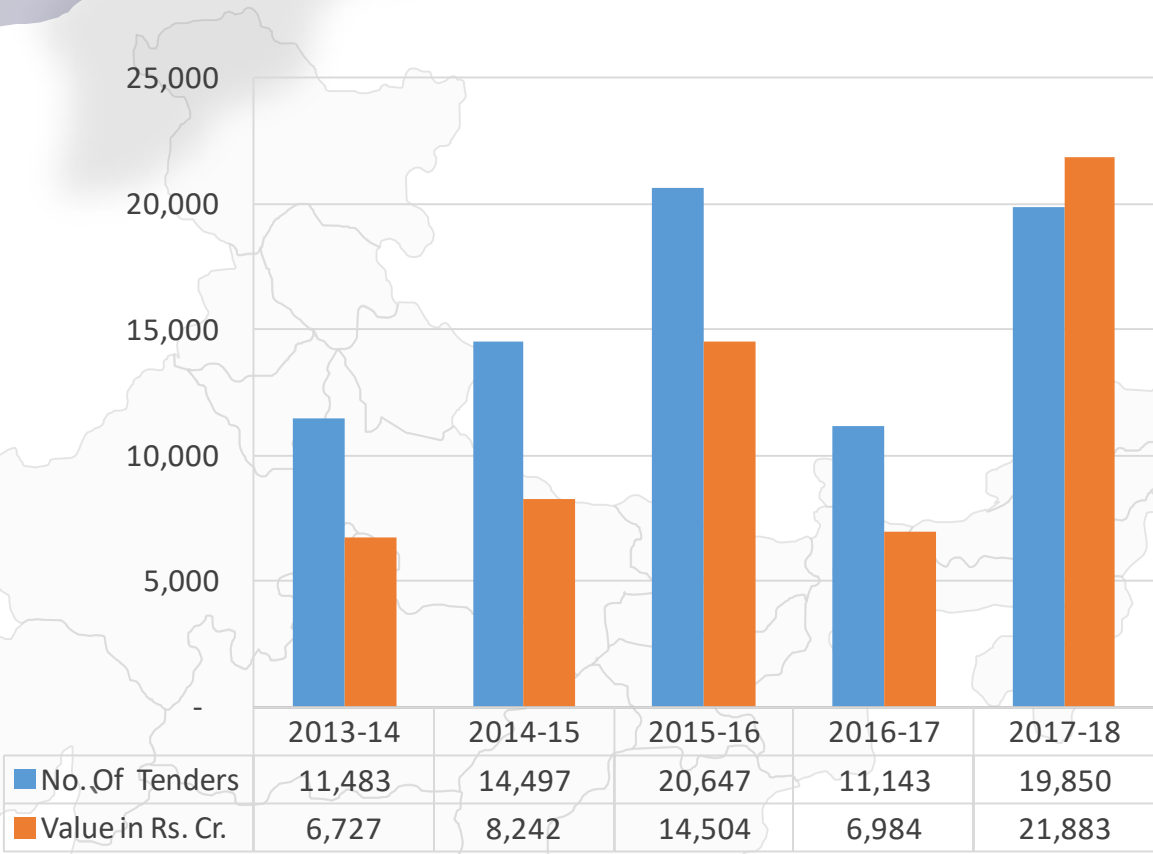
Government of Sikkim published 130 tenders during the financial year 2017-2018 worth more than Rs. 764.74 Crores.



The list of Top 5 Departments of Sikkim

S.No	Name of the Department	No. of Tenders Published during Fin Year 2017-2018
1	Buildings and Housing Department//Engineering Cell - BHD	25
2	Urban Development and Housing Department	20
3	Chief Engineer (Civil), Roads and Bridges, Sikkim	10
4	Chief Engineer (Civil), Roads and Bridges, Sikkim//Planning Section - RB	10
5	Empowerment and Welfare Department//Welfare Division - EWD	9

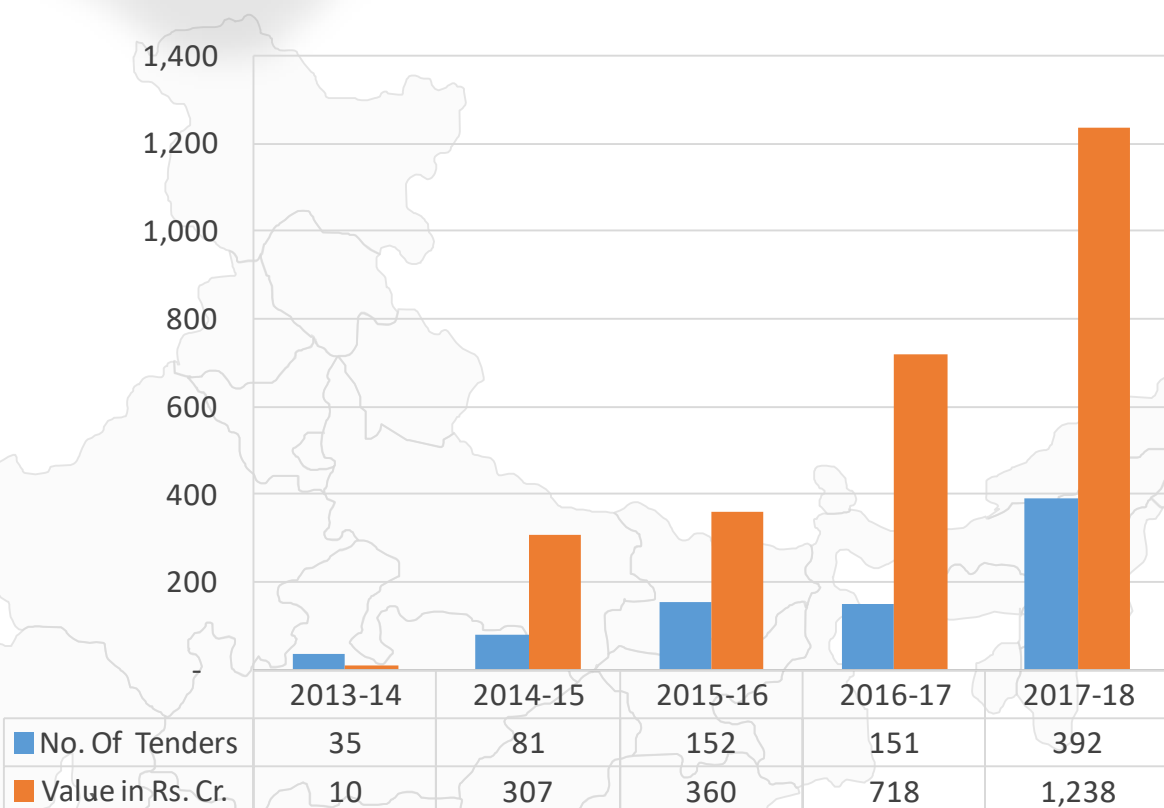
Government of Tamil Nadu published 19850 tenders during the financial year 2017-2018 worth more than Rs. 21882.81 Crores.



The list of Top 5 Departments of Tamil Nadu

S.No	Name of the Department	No. of Tenders Published during Fin Year 2017-2018
1	TNEB Limited//TANTRANSCO//CE-Transmission Projects-II-Trichy - TANTRANSCO//SE-GCC-Trichy - TANTRANSCO	554
2	Corporation of Chennai//Regional office Central ,CoC	535
3	Corporation of Chennai//Regional office South,CoC	492
4	Corporation of Chennai//Head Quarters,CoC	456
5	TNEB Limited//TANTRANSCO//CE-Transmission Projects-II-Trichy - TANTRANSCO//SE-GCC-Coimbatore - TANTRANSCO	391

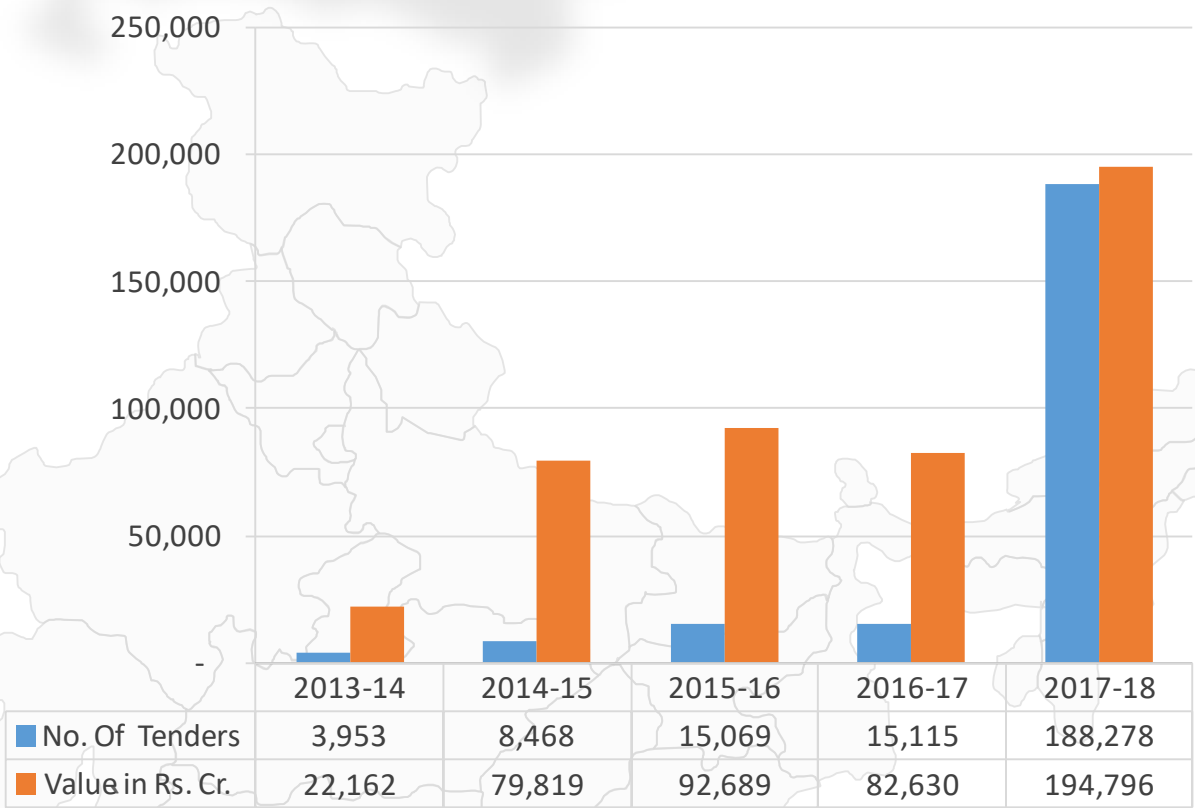
Government of Tripura published 392 tenders during the financial year 2017-2018 worth more than Rs. 1237.83 Crores.



The list of Top 5 Departments of Tripura

S.No	Name of the Department	No. of Tenders Published during Fin Year 2017-2018
1	Chief Engineer, PWD (R and B)	83
2	State Health and Family Welfare Society//Health and Family Welfare Department	65
3	Chairman cum MD, TSECL//Director (Tech), Dept. of Power	30
4	Director Agriculture//Directorate of Agriculture//Chief Engineer Agriculture//Executive Engineer West	30
5	Director Agriculture//Directorate of Agriculture//Chief Engineer Agriculture//Executive Engineer North	25

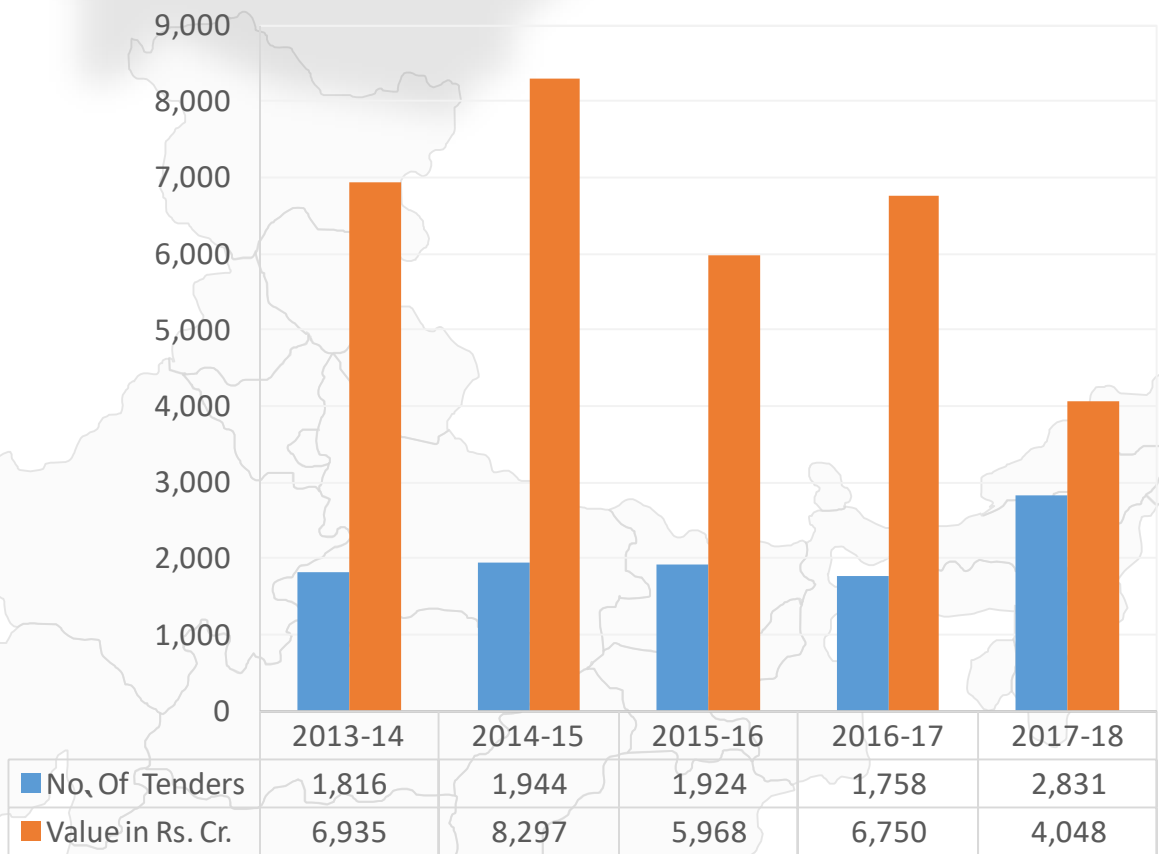
Government of Uttar Pradesh published 188278 tenders during the financial year 2017-2018 worth more than Rs. 194796.11 Crores.



The list of Top 5 Departments of Uttar Pradesh

S.No	Name of the Department	No. of Tenders Published during Fin Year 2017-2018
1	Paschimanchal Vidyut Vitran Nigam Ltd.	6208
2	Dakshinanchal Vidyut Vitran Nigam Ltd.	4765
3	New Okla Industrial Development Authority	3523
4	Purvanchal Vidyut Vitran Nigam Limited Varanasi	2431
5	Saharanpur Municipal Corporation Saharanpur UP	1423

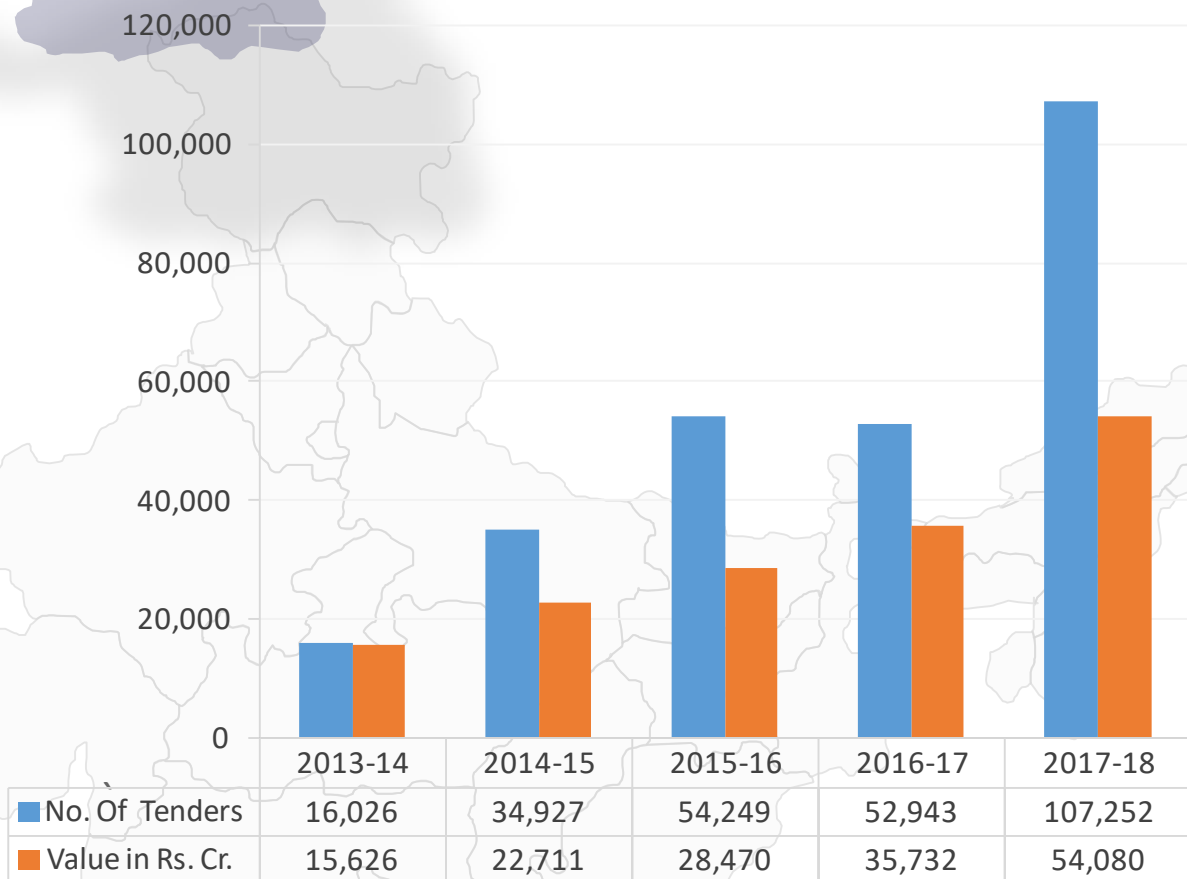
Government of Uttarakhand published 2831 tenders during the financial year 2017-2018 worth more than Rs.4047.98 Crores.



The list of Top 5 Departments of Uttarakhand

S.No	Name of the Department	No. of Tenders Published during Fin Year 2017-2018
1	Director General (Police)//ADG - Administration//IG - HQ	160
2	CGM (Drinking Water) Jal Sansthan//GM (Technical, Research, Material)//Secretary Appraisal (DW)//EE, Central Store (DW)	114
3	MHFW - DG (Medical Health)//DIRECTOR (Stores)	113
4	Director Geology and Mining Unit Directorate of Industries Dehradun//Additional Director//Joint Director (Geology)	95
5	PWD//2nd Circle Nainital	83

Government of West Bengal published 107252 tenders during the financial year 2017-2018 worth more than Rs. 54080.39 Crores. Online payment and refund for tender fee and EMD is operational.



The list of Top 5 Departments of West Bengal

S.No	Name of the Department	No. of Tenders Published during Fin Year 2017-2018
1	MUNICIPAL AFFAIRS DEPARTMENT//URBAN LOCAL BODIES//ASANSOL MC	1189
2	MUNICIPAL AFFAIRS DEPARTMENT//URBAN LOCAL BODIES//HOWRAH MC	880
3	KOLKATA MUNICIPAL CORPORATION//LIGHTING	727
4	MUNICIPAL AFFAIRS DEPARTMENT//URBAN LOCAL BODIES//BIDHANNAGAR	606
5	NORTH BENGAL DEVELOPMENT DEPARTMENT	591



Other Salient Features Introduced

Tender cum Auction - eRA

Tender Cum Auction is a combination of Tender Followed by Auction (Reverse / Forward Auction). This is normally used to avoid price negotiation with only L1 bidder. It is also used as a tool for Price discovery as System offers greater insights into the current market pricing.

Procuring entity has reserves the right to go for Reverse Auction process or may finalize the tender without Reverse Auction, if required. Procuring entity has to specify in the tender about the intent to go for Reverse/Forward Auction amongst technically qualified bidders after Opening of Financial Bids. In this process, the participating bidders get an opportunity to reduce their prices online in a transparent and fair manner based on the evaluation methodology stipulated in Tender Document without the identity of the bidder being disclosed to either to other bidders or to procuring entity. It allows bidders multiple opportunities to offer a price. There will be no participations fees for auction.





Government of India

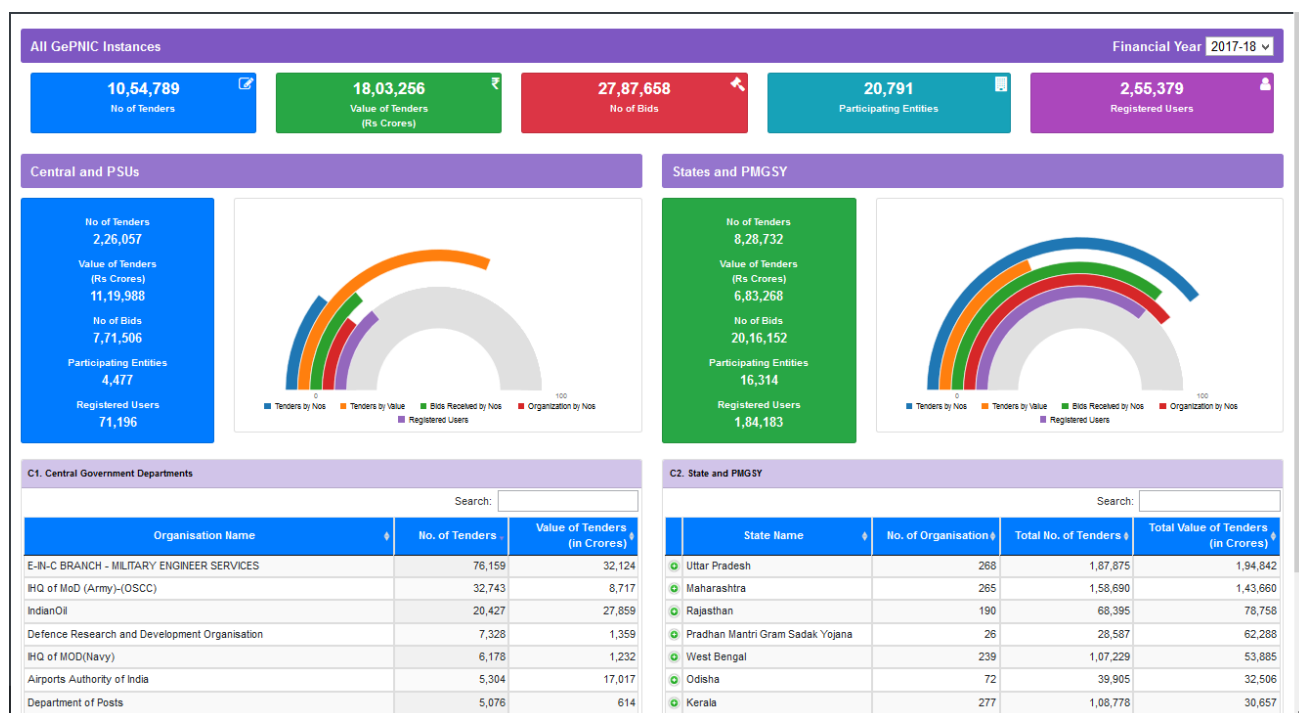
Central Public Procurement Portal Dashboard

<https://eprocure.gov.in/eprocdashboard/>

As we have seen that eProcurement is used across the country by State and Central Governments. GePNIC system cater to around 75% of country's electronic procurement needs. So far we had varied MIS reports to understand the performance, show case the major savings of time / cost benefits.

In this year a dashboard has been put up in CPP Portal which contains a snapshot and summary of key information about the transactions in visual form that enables one to get an instant impression on the performance. Once can assess the various KPIs, which provides various insights into the procurement at a glance. Based on the feedback received more and more KPIs are being built.

CPPP dashboard : <https://eprocure.gov.in/eprocdashboard/>



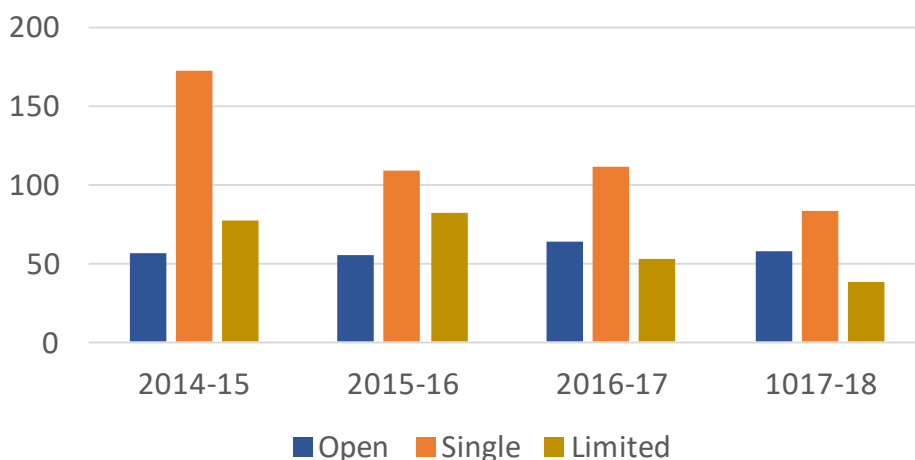


Government of India

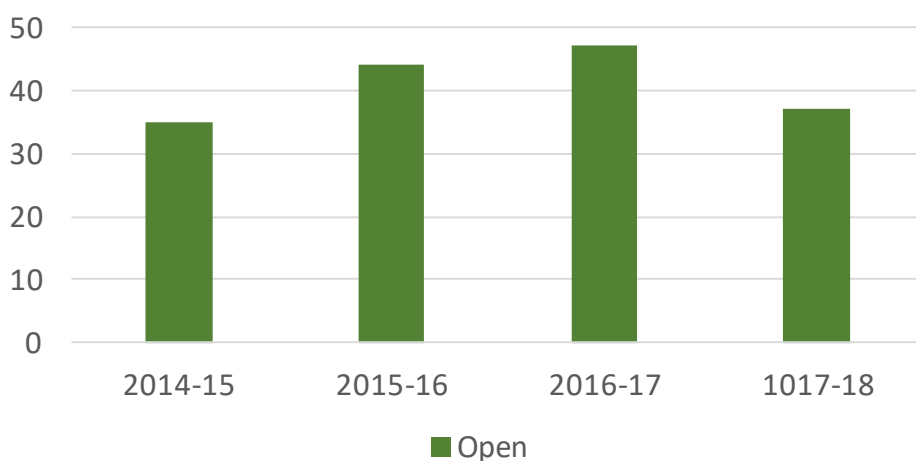
Central Public Procurement Portal Dashboard

<https://eprocure.gov.in/eprocdashboard/>

Average Days from NIT Publication to Financial Bid Opening – Type Wise



Average Days taken after Financial bid Opening and AOC



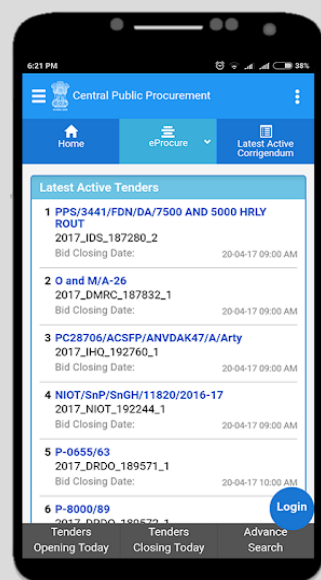
Mobile App

Central Public Procurement Portal Mobile App provides convenient, easy and free access to tenders published on the Central Public Procurement Portal.

This app provides details of eTenders published by various entities of Government of India through the Central Public Procurement Portal. Basic and important details of tenders are made accessible through the app and access to complete tender information is free. The users may also visit www.eprocure.gov.in for additional details.

Overall Features

- Search easily for tenders, quotations, bids and contracts or receive daily notification , alerts that are personalized to the business sector.
- Any enrolled bidder can have access to pending activities of the day, Latest Corrigendum details, To Do List, Recent events, Bid Awards.
- View the full Tender details, including Publishing Date, Closing Date.
- Tender Description and other relevant details.
- Get details of all published tenders real time through the mobile app.
- Provision to get alerts on specific product categories.
- Secured access to information on demand.
- Information provided to General Public as well as enrolled bidders.
- Enrolled users can see the complete tender status at any point of time.
- Award of Contract/Bid Awards information retrieval is also possible.



Capacity Building Training & Monitoring

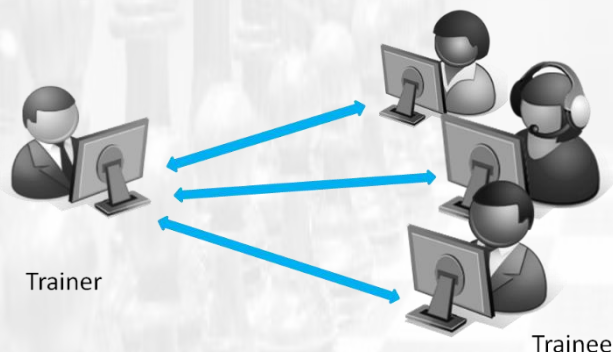
SMS Alerts24 X7 Telephonic Help Desk facility is available (0120-4200462, 0120-4001002, 0120-4001005)



Dedicated Email Support for any Technical queries related to Operation is available (Email ID support-eproc@gov.in / cppp-nic@nic.in)



Daily Web Learning facility is available on different topics of e-Procurement at <http://webcon.nic.in>



Regular Class Room based training at NIFM, Faridabad as part of Management Development Programme on Public Procurement



On site comprehensive training by NIC experts for Department/Organisation implementing eProcurement in project mode.

Training held in FY 2017-18

Sl. No.	State	Training	No. of Participates
1	Andhra Pradesh	10	232
2	Assam	21	1,905
3	Bihar	0	0
4	Chandigarh	5	40
5	Chhattisgarh	3	19
6	Daman & Diu	5	18
7	Delhi	12	1,389
8	Himachal Pradesh	42	243
9	Jammu & Kashmir	70	716
10	Karnataka	6	183
11	Kerala	9	170
12	Maharashtra	41	921
13	Meghalaya	15	100
14	Mizoram	12	94
15	Nagaland	7	46
16	NIC HQ	79	3,460
17	Orissa	4	156
18	Puducherry	194	550
19	Punjab	29	787
20	Rajasthan	1	4
21	Sikkim	15	79
22	Tamil Nadu	41	1,461
23	Telangana	14	330
24	Tripura	2	108
25	Uttar Pradesh	26	2,794
26	Uttarakhand	44	317
27	West Bengal	21	567
Total		728	16,689



Secured Hosting & Data Security

- Hosted at NDCSP ,New Delhi which has ISO 27001 Certification
- Log Shipping as per NIC Policy.
- Replication of data & backup facility.
- Web security- SSL technology.
- Bid are Encrypted at Client system and stored in the server.
- Audit trail of each activity.

Authenticity

- Two factor authentication with Digital Signatures.
- Digital Signing of all documents.
- Role based access system.

STQC Audited

- Security audited by Standardization Testing & Quality certification (STQC) for compliance to Quality requirements of eProcurement Systems and various other CERT-IN agencies

Other Features

- Mail/ SMS for various events.
- MIS report for generating reports online.
- Dedicated Team for monitoring and managing Hardware's and Application.

CPPP Instruction & Important Notices

2018

OM Public Procurement Policy Undertaking dt. 17 April 2018(550KB pdf)

2017

OM regarding non availability of items in GeM along with Revised Undertaking dt.25th July 2017(38.6KB pdf)

OM-Public Procurement(Preference to Make in India),Order dt. 4th July 2017(206.0KB pdf)

Order by DoE- Public Procurement(Preference to Make in India) dt. 15th June 2017

Advisory withdrawn from DAVP wrt publication of tender notices in print media dt.15th June 2017

OM regarding non-availability of items in GeM along with Undertaking dt.24th May 2017

Advisory from DAVP with respect to publication of tender notices in print media dt.17th May 2017

2016

Mandatory Publication of Tender Enquiries through CPPP dt 17th May 2016

2015

OM on eProcurement by CPSES dt. 21st Jan 2015

2014

OM related to upload of Award of Contract dt 8th September 2014

View Office Memorandum(OM) dated 09th January, 2014

2012

OM - Compliance of eProcurement Systems dated 3rd September 2012 with DIT guidelines on Quality requirements

OM dated 9th July 2012 relating to Mandatory publication of all tender enquiries on CPP Portal using XML

Office Memorandum Dated 21st May, 2012 on Central Public Procurement Portal Guidelines on eProcurement

Office Memorandum (OM)Dated 30th March, 2012 on e-Procurement

Letter dated 14th March 2012 from JS(Expenditure)

Office Memorandum (OM)Dated 5th March, 2012 on Central Public Procurement Portal

2011

Letter dated 12th December 2011 from Secretary(Expenditure) addressed to all the Secretaries of GoI

Office Memorandum Dated 30th November, 2011 on Mandatory Publishing on CPP Portal



Bidders agreed strongly that The **transparency** of the System has increased and has Resulted in better participation



Bidder agreed that the bid Information is kept **confidential** and **secrecy** is maintained till bid opening



Bidder agreed to the statement That online procurement resulted in **Time Saving** and **Cost** associated With the activities.



Strongly supported the view that Minimum IT expertise is required and also the **dependency** on procuring entities is much reduced.



Participants fully agreed that

- (1) Online Bid resubmission has helped to **handle last minute bid updation** in the bid documents.
- (2) Bid Submitted are **safely encrypted** and **stored**.
- (3) **Automated alerts** helps in proper follow-up.



User agreed that it is easy to fill the **BoQ**, process is simple and user friendly and the portal **registration process** is much simpler.



Bidder feel that their queries are replied properly by the **helpdesk team**



- The survey was conducted for 12 days
- Total No. of Bidder's participated in survey were 2,703 in count

Conclusion

It is a constant endeavour by Procurement Policy Division and National Informatics Centre to keep continuously improving the CPP portal. We get lot of encouragement from our users in the form of valuable feedback / suggestions / request for new features etc.

We try to live up to the expectations and have enhanced CPPP with following additions in this year :

- Setting up of a dedicated eProcurement portal for Ministry of Defence- defproc.gov.in
- Grievance Capturing Module used by DIPP, MSME
- Vendor Debarment Display
- Verification of UAN for MSE Bidders from Sambandh portal
- Unified Dash board with KPIs for all instances of GePNIC
- Module for Post Tendering Works and Services
- Mobile app vendors & TIAs
- Auto population of participating Bidder details after Bid opening
- Interfacing with GeM, enabling GeM undertaking
- First National Workshop on CPPP conducted with Best Performance Awards to select organisations

“Central Public Procurement Portal is a robust and secured platform offering full transparency and accountability in public procurement for the Government of India, most State and local Governments across India. CPPP is a trusted tool for vendors and public servants, besides being a valuable data source for procurement performance analytics.”

Sh Kalyana Rajaraman, IAS
JS-PFC-II, Department of Expenditure
(June 2017 to Jul 2018)

Awards and Accolades

Three prestigious awards in the year :

GEMS of Digital India



CSI Nihilent Award



South Asian Procurement Innovation Award By World Bank



Performance by various User Organization**PSUs and Other Organizations Implementing GePNIC[®] as on 31st March, 2018**

SL No.	Organization Name	No. Of Tenders	Tenders Value in Rs. Cr.	No. of Dept. Users	No. of Bidder/ Contractor Users
1	Coal India Limited & its 8 Subsidiaries	1,17,419	1,28,835.37	3,586	25,023
2	Indian Oil Corp Ltd	78,,332	1,19,246.61	8,394	76,759
3	Singareni Collieries Company Limited	9,703	75,483.52	210	6,157
4	Defence PSU (GSL, HSL, Midhani, MDL, BEL)	8,723	2,601.33	5,464	29,467
5	Chennai Petroleum Corp Ltd	4,563	13.93	196	4,940
6	Vizag Port Trust	2,015	9,037.84	149	3,489
	Total	2,20,755	3,35,218.59	1,24,091	5,96,932

Central Govt. Implementing GePNIC[®] as on 31st March, 2018

SL No.	Organization Name	No. Of Tenders	Tenders Value in Rs. Cr.	No. of Dept. Users	No. of Bidder/ Contractor Users
1	Central Public Procurement Portal (381 Central Procuring Entities including MES/ NTPC Ltd/ World Bank funded State/UT Projects)	5,08,942	18,75,199.20	40,006	1,50,010
2	Pradhan Mantri Gram SadakYojana (PMGSY), Min of RD	1,09,526	2,82,513.04	2,711	46,192
	Total	6,18,468	21,57,712.24	42,717	1,96,202

Performance of States and UTs

States/ Union territories Implementing GePNIC © as on 31st March, 2018

SL No.	State/ Union territories	No. Of Tenders	Tenders Value in Rs. Cr.	No. of Dept. Users	No. of Bidder / Contractor Users
1	Maharashtra	4,88,188	2,64,799.29	58,457	1,00,094
2	West Bengal	2,84,552	1,75,123.28	12,450	76,856
3	Kerala	2,44,068	92,257.26	9,936	43,640
4	Odisha	2,37,139	1,91,081.60	3,838	51,798
5	Uttar Pradesh	2,33,767	4,85,604.00	10,329	71,923
6	NCT of Delhi	1,75,529	72,409.36	4,044	29,693
7	Rajasthan	1,62,022	4,28,875.43	7,493	61,627
8	Tamil Nadu	1,06,253	68,861.29	6,255	24,485
9	Haryana	85,095	36,879.87	1,299	20,531
10	Jammu & Kashmir	85,074	58,524.32	2,586	34,005
11	Chandigarh UT	50,802	11,012.64	1,159	11,612
12	Jharkhand	35,200	1,86,672.96	1,315	20,858
13	Himachal Pradesh	26,655	14,091.85	858	13,610
14	Punjab	14,323	24,414.40	388	3,495
15	Uttarakhand	11,130	34,825.67	1,129	11,206
16	Assam	9,337	19,667.15	765	10,267
17	Puducherry	3,313	1,539.12	556	3,268
18	Dadra and Nagar Haveli	2,316	3,398.32	115	1,432
19	Tripura	853	2,632.33	199	1,667
20	Manipur	572	9,873.28	164	1,126
21	Meghalaya	299	2,195.14	80	568
22	Sikkim	288	2,371.45	194	1,204
23	Lakshadweep	286	95.51	37	443
24	Mizoram	152	991.59	62	369
25	Arunachal Pradesh	121	1,751.90	288	720
26	Nagaland	94	429.62	84	356
27	Daman and Diu	1	0.10	11	79
	Total	22,57,429	21,90,379.74	1,24,091	5,96,932